

Race Analysis

World Championship 2019 - WR

Name	Result	Average Speed
Adam Peaty	00:56.88	1.76
Race	Take off time	
100 Breast Semifinal	00:00.62	

Laps and Splits		1' 50	2' 50
Lap	Time	00:26.63	00:30.25
Contribution of non swimming areas		%	7.7%
Average Lap Speed		Metro/Sec	1.88
Speed of the swimming areas		Metro/Sec	1.71
Number of strokes		Number	19

1' 25		2' 25	3' 25	4' 25	
Time		00:12.16	00:14.47	00:14.93	
50m		100m			
Time		00:26.63	00:56.88		



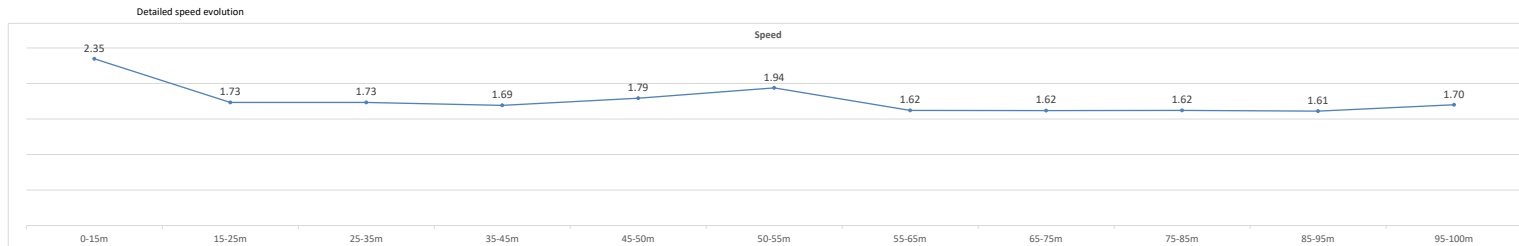
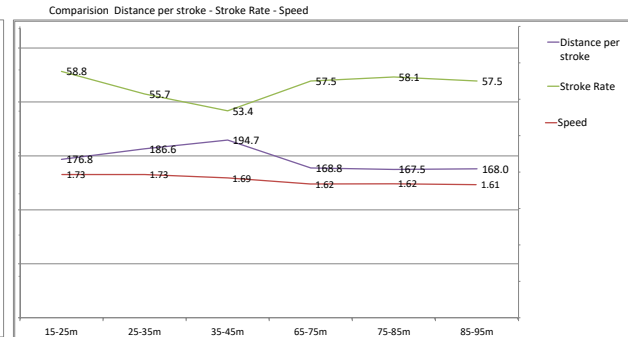
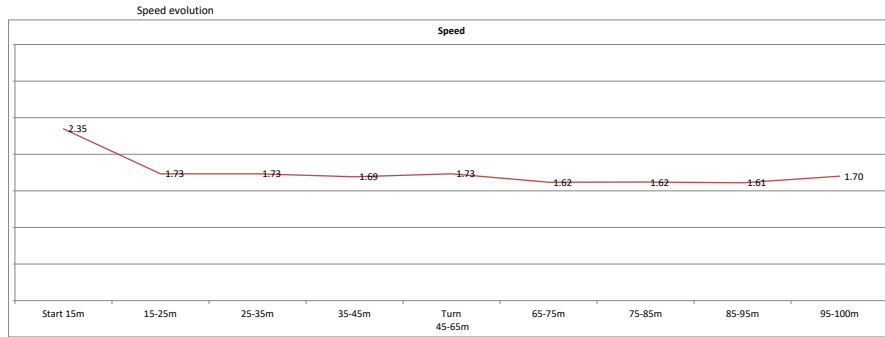
	Start 15m	15-25m	25-35m	35-45m	45-50m	Turn 45-65m	65-75m	75-85m	85-95m	95-100m
Split Time	00:06.39	00:12.16	00:17.93	00:23.84	00:26.63	00:35.38	00:41.56	00:47.73	00:53.94	00:56.88
Lap Time	00:06.39	00:05.77	00:05.77	00:05.91	00:02.79	00:11.54	00:06.18	00:06.17	00:06.21	00:02.94
Speed Metro/Sec	2.35	1.73	1.73	1.69	1.79	1.62	1.62	1.61	1.70	
Stroke Rate Cycles/Min		58.8	55.7	53.4	50.0	57.5	58.1	57.5	53.1	
Stroke Tempo Time		00:01.02	00:01.08	00:01.12	00:01.20	00:01.04	00:01.03	00:01.04	00:01.13	
Distance per stroke Cm		176.8	186.6	194.7		168.8	167.5	168.0		
Stroke index OPS/Speed		3.06	3.29			2.73		2.71		

Average swimming parameters
1.66
56.84
00:01.06
177.06
2.95

Underwater phase		1' 50	2' 50
Underwater phase time	Time	00:05.17	00:05.40
Breakout measure	Measure	14	10.3
Underwater phase speed	Metro/Sec	2.71	1.91

Total underwater parameters	
Underwater phase time	Time
Underwater phase measure	Measure
Underwater phase speed	Metro/Sec

Data turn		45-50m	50-55m	55-65m
Split Time	Time	00:02.79	00:05.37	00:11.54
Lap Time	Time	00:02.79	00:02.58	00:06.17
Speed Metro/Sec		1.79	1.94	1.62



SwimLab by Stefano Nurra

e-mail: stefano.nurra@swim-lab.net

Facebook: Stefano Nurra

Instagram: stefanonurra_swimlab

Youtube: Stefano Nurra SwimLab Analysis