

Race Analysis

Olympic Games - Tokyo 2021

Name	Result	Average Speed
Kristof Milak	01:51.25	1.80

Race
200 Fly Final
00:00.66



Laps and Splits		1' 50	2' 50	3' 50	4' 50
Lap	Time	00:24.48	00:29.00	00:28.67	00:29.10
Contribution of non swimming areas		%	7.9%	1.9%	0.9%
Average Lap Speed		Metro/Sec	2.04	1.72	1.74
Speed of the swimming areas		Metro/Sec	1.80	1.69	1.72
Stroke number		Number	16	17	18
Underwater kick number		Number	7	8	6
Breath number		Number	8	16	18

1' 25		2' 25		3' 25		4' 25		5' 25		6' 25		7' 25		8' 25	
Time		00:10.92	00:13.56	00:14.16	00:14.84	00:14.84	00:14.14	00:14.53	00:14.53	00:14.53	00:14.55	00:14.55	00:14.55	00:14.55	00:14.55



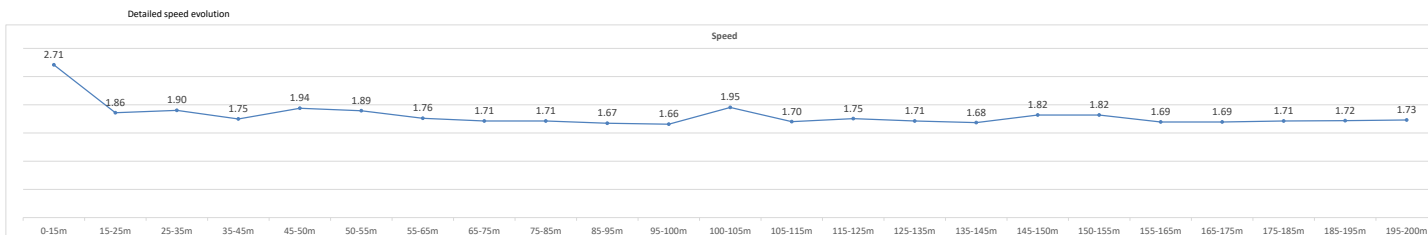
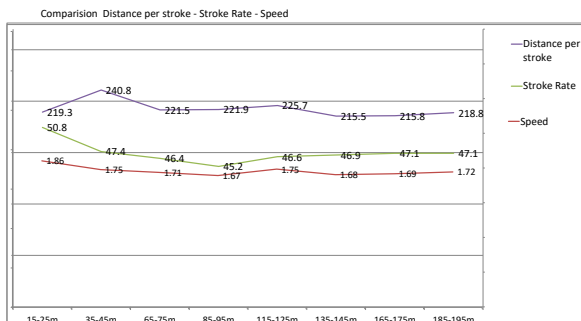
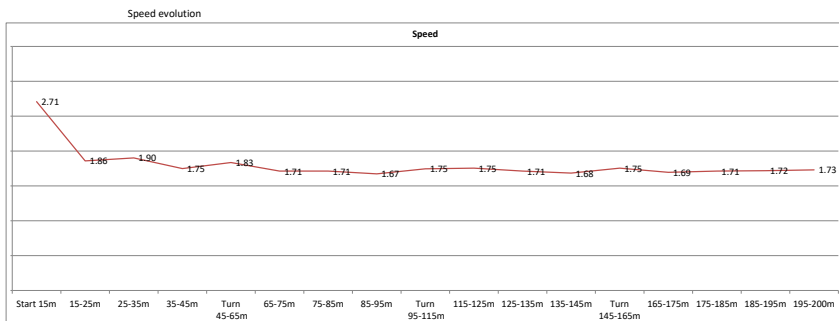
50m		100m		150m		200m	
Time		00:24.48	00:53.48	01:22.15	01:51.25	2' 100	00:57.77

Underwater phase		1' 50	2' 50	3' 50	4' 50
Underwater phase time	Time	00:04.72	00:08.22	00:05.36	00:05.41
Breakout distance	Metro	13.05	11.40	9.60	10.05
Underwater phase speed	Metro/Sec	2.76	1.83	1.79	1.86

Total underwater parameters			
Underwater phase time	Time	00:21.71	19.51%
Underwater phase measure	Metro	44.10	22.05%
Underwater phase speed	Metro/Sec	2.03	

Start 15m	15-25m	25-35m	35-45m	45-50m	Turn 45-65m	65-75m	75-85m	85-95m	95-100m	Turn 95-115m	115-125m	125-135m	135-145m	145-150m	Turn 145-165m	165-175m	175-185m	185-195m	195-200m	Average swimming parameters		
Split	Time	00:05.54	00:10.92	00:16.18	00:21.90	00:24.48	00:31.80	00:38.64	00:44.48	00:50.46	00:53.48	01:01.92	01:07.62	01:13.46	01:19.40	01:22.15	01:30.80	01:36.70	01:42.54	01:48.36	01:51.25	
Lap	Time	00:05.54	00:05.38	00:05.26	00:05.72	00:02.58	00:10.90	00:05.84	00:05.98	00:03.02	00:11.46	00:05.70	00:05.84	00:02.75	00:11.40	00:05.90	00:05.84	00:05.82	00:02.89			
Speed	Metro/Sec	2.71	1.86	1.90	1.75	1.83	1.71	1.71	1.67	1.75	1.75	1.71	1.68	1.69	1.75	1.69	1.71	1.72	1.73		1.73	
Stroke Rate	Cycle/Min	50.8	47.4	47.4	48.4	46.4	46.4	45.2	45.5	46.6	46.6	46.9	46.9	47.1	47.1	47.1	47.1	47.1	48.4		47.2	
Distance per stroke	cm	219.3	240.8	240.8	221.5	221.5	221.9	225.7	225.7	225.7	225.7	225.7	225.7	225.7	225.7	225.7	225.7	225.7	225.7		222.4	
Stroke index	cm/Speed	4.08	4.21	4.21	4.21	3.79	3.71	3.71	3.71	3.96	3.63	3.63	3.63	3.66	3.66	3.66	3.66	3.66	3.76		3.85	

Turn data		45-50m	50-55m	55-65m	95-100m	100-105m	105-115m	145-150m	150-155m	155-165m
Split	Time	00:02.58	00:05.22	00:10.90	00:03.02	00:05.58	00:11.46	00:02.75	00:05.50	00:11.40
Lap	Time	00:02.58	00:02.64	00:05.68	00:03.02	00:02.56	00:05.88	00:02.75	00:02.75	00:05.90
Speed	Metro/Sec	1.94	1.89	1.76	1.7	2.0	1.70	1.8	1.8	1.69



SwimLab by Stefano Nurra

[e-mail: stefano.nurra@swim-lab.net](mailto:stefano.nurra@swim-lab.net)

[Facebook: Stefano Nurra](https://www.facebook.com/StefanoNurra)

[Instagram: stefanonurra_swimlab](https://www.instagram.com/stefanonurra_swimlab)

[Youtube: Stefano Nurra SwimLab Analysis](https://www.youtube.com/channel/UC...)