



WATER POLO

Results Book

The Tokyo Organising Committee
of the Olympic and Paralympic Games

Ver.1.0
8 AUG 2021 18:00



Version History

Version	Date	Created by	Comments
1.0	8 AUG 2021	Marcos URROZ Enrique A. AGUAYO Arnaud WOLF	First Version

Table of Contents

Competition Format and Rules

Medallists by Event

Men

Medallists

Tournament Summary

Results

Overall Team Statistics

Team Statistics

Individual Statistics

Individual Statistics – Leading Scorers

Goalkeeper Statistics

AUS

Cumulative Statistics

Team Roster

CRO

Cumulative Statistics

Team Roster

ESP

Cumulative Statistics

Team Roster

GRE

Cumulative Statistics

Team Roster

HUN

Cumulative Statistics

Team Roster

ITA

Cumulative Statistics

Team Roster

JPN

Cumulative Statistics

Team Roster

KAZ

Cumulative Statistics

Team Roster

MNE

Cumulative Statistics

Team Roster

RSA

Cumulative Statistics

Team Roster



SRB

Cumulative Statistics

Team Roster

USA

Cumulative Statistics

Team Roster

Women

Medallists

Tournament Summary

Results

Overall Team Statistics

Team Statistics

Individual Statistics

Individual Statistics – Leading Scorers

Goalkeeper Statistics

AUS

Cumulative Statistics

Team Roster

CAN

Cumulative Statistics

Team Roster

CHN

Cumulative Statistics

Team Roster

ESP

Cumulative Statistics

Team Roster

HUN

Cumulative Statistics

Team Roster

JPN

Cumulative Statistics

Team Roster

NED

Cumulative Statistics

Team Roster

ROC


Cumulative Statistics

Team Roster

RSA

Cumulative Statistics

Team Roster



USA
Cumulative Statistics
Team Roster
Competition Officials



Competition Format and Rules

競技形式および規則 / Format et règlement des compétitions

As of THU 1 JUL 2021

OLYMPIC COMPETITION FORMAT

The water polo competition at the Tokyo 2020 Olympic Games comprises men's and women's events.

Men's tournament:

Teams are divided into two groups of six teams. Each team plays every other team in its group (preliminary round). The top four teams in each group will proceed to the quarterfinals, while the remaining four teams are eliminated from the competition. The winners of the quarterfinals will qualify to the semifinals. The winners of the semifinals will play for the gold medal and the losers will play for the bronze medal. The losers of the quarterfinals will play in the classification matches for fifth to eighth place. The winners of the classification matches will play for fifth to sixth place and the losers will play for seventh to eighth place.

Women's tournament:

Teams are divided into two groups of five teams. Each team plays every other team in its group (preliminary round). The top four teams in each group will proceed to the quarterfinals, while the remaining two teams are eliminated from the competition. The winners of the quarterfinals will qualify to the semifinals. The winners of the semifinals will play for the gold medal and the losers will play for the bronze medal. The losers of the quarterfinals will play in the classification matches for fifth to eighth place. The winners of the classification matches will play for fifth to sixth place and the losers will play for seventh to eighth place.

DIFFERENCES BETWEEN THE FINA WORLD CHAMPIONSHIPS AND THE OLYMPIC GAMES

The International Swimming Federation (FINA) World Championships tournaments comprise of 16 men's and 16 women's teams and are organised in a different format. The number of players on a team roster is 13.

CHANGES SINCE THE RIO 2016 OLYMPIC GAMES

The number of the teams in women's tournament has been changed from eight to 10. The number of the players on a team roster has been changed from 13 to 12 plus one replacement, who may be activated before a match. There has also been a number of rule changes intended to speed up the game, increase the number of actions and make the game more understandable for the audience.

SPORT RULES AND PROCEDURES

Game description

The main object of water polo is to score a higher number of goals than the opposing team in order to win the match. Water polo is played in a pool which is 20m wide and 30m long for men, or 25m long for women. Teams of seven players, including a goalkeeper, are in the water at any one time. Five reserves are on the team bench waiting to take part in the game whenever they are substituted. Unlimited substitutions are allowed. The game is played in four quarters of eight minutes actual playing time. The clock must stop each time the referee blows the whistle. Although playing time is only 32 minutes, a game usually takes a little over one hour to complete. There are two-minute breaks after the first and third period, and a three-minute break after the second period (half time). If one or more players are punished for major rule violations, they are excluded from the game for 20 seconds.

Tiebreak rules

Preliminary round, group ranking:

The preliminary round is played in groups. The matches will be evaluated as follows:



- Each match won = two points
- Each match tied = one point for each team
- Each match lost or forfeited = zero points

Classification in each group is based on the total number of points obtained in the group matches.

(a) If two teams are tied with equal points, ties will be broken as follows:

- The team winning the match between the tied teams shall be placed higher
- If the match between them was tied, then the results against the highest placed team (or teams, if tied) in the group shall be considered, based on goal difference; and if still tied, then based on goals scored
- If still tied, the results against the next highest placed team (or teams, if tied) shall be used in succession until all results have been considered
- If still tied, a penalty shootout competition will determine which team will be placed higher
- If there is more than one tie in a group, the highest placed tie shall be determined first

(b) If three or more teams are tied with equal points, ties will be broken as follows:

- The results among the tied teams shall determine which team is placed highest
- If, at any time during the application of this procedure (b) the tie is partially broken, and the number of tied teams is reduced to two, then the method (a) above shall be used to determine which of the two remaining teams is placed higher
- The comparison shall be made first, upon the points of the matches among the tied teams; second, upon the goal difference; and third, upon goals scored
- If still tied, the matches played against the highest placed team (or teams, if tied) shall be considered, based on goal difference; and if still tied, then based on goals scored
- If still tied, the results against the next highest placed team (or teams, if tied) shall be used in succession until all results have been considered
- If still tied, the teams will play penalty shootout competition to determine which team will be placed highest
- If there is more than one tie in a group, the highest placed tie shall be determined first

The above tiebreaking criteria will be applied after the preliminary round.

For the purpose of calculating either goal difference or goals scored, the goals in any penalty shootout will not be taken into consideration.

During the preliminary round, the classification is based on the total number of points obtained in the group matches.

Final standings:

The teams ranked sixth in each group of the preliminary round (men's tournament only) shall be ranked eleventh and twelfth according to the following criteria:

1. Points achieved in their preliminary round group
2. If the two teams have the same points they will be ranked by goal difference taking into account all games played in the respective group
3. If the two teams have the same goal difference they will be ranked by goals scored taking into account all games played in the respective group
4. If the number of goals scored is the same, they will be tied for eleventh place

The teams ranked fifth in each group of the preliminary round shall be ranked ninth and tenth by applying the same criteria as for teams ranked sixth in each group.

Penalties/disqualification rules

Any player or team official excluded for brutality shall be suspended for a minimum of one match. If more than one brutality occurs as the result of any one incident, the player(s)/team official(s) involved may individually be suspended for one or more matches.



If more than three members of the same team, including team officials, commit offences of extreme violence or brutality in the same match, that team shall be sanctioned with disqualification.

A water polo team, in which more than one player has committed a violation of doping rules, shall be disqualified from the tournament.

Further sanction regarding the team may be decided by FINA or the ruling body of the competition in question (FINA doping control rules).

Protests/appeals

Protests are possible and shall be resolved according to the FINA rules. The TWPC commission shall consider the protest and give recommendations to the jury of appeal.

Jury of appeal

The jury of appeal is the FINA bureau.

For further information, please consult: www.fina.org



Medallists by Event

種目別メダリスト / Médaillé(e)s par épreuve

As of SUN 8 AUG 2021 at 17:42

Event	Date	Medal	Name	NOC Code
Men	SUN 8 AUG	GOLD	1 PIJETLOVIC Gojko 2 MANDIC Dusan 3 DEDOVIC Nikola 4 RANDELOVIC Sava 5 LAZIC Dorde 6 PIJETLOVIC Dusko 7 RASOVIC Strahinja 8 ALEKSIC Milan 9 JAKSIC Nikola 10 FILIPOVIC Filip 11 PRLAINOVIC Andrija 12 MITROVIC Stefan 13 MITROVIC Branislav	SRB
		SILVER	1 ZERDEVAS Emmanouil 2 GENIDOUNIAS Konstantinos 3 SKOUMPAKIS Dimitrios 4 KAPOTSIS Marios 5 FOUNTOULIS Ioannis 6 PAPANASTASIOU Alexandros 7 DERVISIS Georgios 8 ARGYROPOULOS KANAKAKIS Stylianos 9 MOURIKIS Konstantinos 10 KOLOMVOS Christodoulos 11 GKIOUVETSIS Konstantinos 12 VLACHOPOULOS Angelos 13 GALANIDIS Konstantinos	GRE
		BRONZE	1 NAGY Viktor 2 ANGYAL Daniel 3 MANHERCZ Krisztian 4 ZALANKI Gergo 5 VAMOS Marton 6 HOSNYANSZKY Norbert 7 PASZTOR Matyas 8 JANSIK Szilard 9 ERDELYI Balazs 10 VARGA Denes 11 MEZEI Tamas 12 HARAI Balazs 13 VOGEL Soma	HUN



Medallists by Event

種目別メダリスト / Médaillé(e)s par épreuve

As of SUN 8 AUG 2021 at 17:42

Event	Date	Medal	Name	NOC Code
Women	SAT 7 AUG	GOLD	1 JOHNSON Ashleigh 2 MUSSELMAN Madeline 3 SEIDEMANN Melissa 4 FATTAL Rachel 5 HAUSCHILD Paige 6 STEFFENS Margaret 7 HARALABIDIS Stephanie 8 NEUSHUL Jamie 9 FISCHER Aria 10 GILCHRIST Kaleigh 11 FISCHER Makenzie 12 WILLIAMS Alys 13 LONGAN Amanda	USA
		SILVER	1 ESTER RAMOS Laura 2 BACH Marta 3 ESPAR LLAQUET Anna 4 ORTIZ Bea 5 RUIZ Elena 6 GONZALEZ LOPEZ Irene 7 ESPAR LLAQUET Clara 8 PENA Pili 9 FORCA ARIZA Judith 10 TARRAGO AYMERICH Roser 11 GARCIA GODOY Maica 12 LEITON ARRONES Paula 13 SANCHEZ GONZALEZ Maria Elena	ESP
		BRONZE	1 GANGL Edina 2 SZILAGYI Dorottya 3 VALYI Vanda 4 GURISATTI Greta 5 SZUCS Gabriella 6 PARKES Rebecca 7 ILLES Anna 8 KESZTHELYI Rita 9 LEIMETER Dora 10 GYONGYOSSY Aniko 11 RYBANSKA Natasa 12 GARDA Krisztina 13 MAGYARI Alda	HUN



Medallists

メダリスト / Médaillé(e)s

GOLD	SILVER	BRONZE
SRB - Serbia	GRE - Greece	HUN - Hungary
1 PIJETLOVIC Gojko	1 ZERDEVAS Emmanouil	1 NAGY Viktor
2 MANDIC Dusan	2 GENIDOUNIAS Konstantinos	2 ANGYAL Daniel
3 DEDOVIC Nikola	3 SKOUMPAKIS Dimitrios	3 MANHERCZ Krisztian
4 RANDELOVIC Sava	4 KAPOTSIS Marios	4 ZALANKI Gergo
5 LAZIC Dorde	5 FOUNTOULIS Ioannis	5 VAMOS Marton
6 PIJETLOVIC Dusko	6 PAPANASTASIOU Alexandros	6 HOSNYANSZKY Norbert
7 RASOVIC Strahinja	7 DERVISIS Georgios	7 PASZTOR Matyas
8 ALEKSIC Milan	8 ARGYROPOULOS KANAKAKIS Stylianos	8 JANSIK Szilard
9 JAKSIC Nikola	9 MOURIKIS Konstantinos	9 ERDELYI Balazs
10 FILIPOVIC Filip	10 KOLOMVOS Christodoulos	10 VARGA Denes
11 PRLAINOVIC Andrija	11 GKIOUVETSIS Konstantinos	11 MEZEI Tamas
12 MITROVIC Stefan	12 VLACHOPOULOS Angelos	12 HARAI Balazs
13 MITROVIC Branislav	13 GALANIDIS Konstantinos	13 VOGEL Soma



Tournament Summary

トーナメント概要 / Résumé du tournoi
As of SUN 8 AUG 2021 at 17:36

Preliminary Round

Group A								Matches				Goals			Class. Points
Rank		GRE	ITA	HUN	USA	JPN	RSA	Played	Won	Lost	Tied	For	Against	Diff.	
1	GRE		6 - 6	10 - 9	14 - 5	10 - 9	28 - 5	5	4	0	1	68	34	34	9
2	ITA	6 - 6		5 - 5	12 - 11	16 - 8	21 - 2	5	3	0	2	60	32	28	8
3	HUN	9 - 10	5 - 5		11 - 8	16 - 11	23 - 1	5	3	1	1	64	35	29	7
4	USA	5 - 14	11 - 12	8 - 11		15 - 13	20 - 3	5	2	3	0	59	53	6	4
5	JPN	9 - 10	8 - 16	11 - 16	13 - 15		24 - 9	5	1	4	0	65	66	-1	2
6	RSA	5 - 28	2 - 21	1 - 23	3 - 20	9 - 24		5	0	5	0	20	116	-96	0

Group B								Matches				Goals			Class. Points
Rank		ESP	CRO	SRB	MNE	AUS	KAZ	Played	Won	Lost	Tied	For	Against	Diff.	
1	ESP		8 - 4	13 - 12	8 - 6	16 - 5	16 - 4	5	5	0	0	61	31	30	10
2	CRO	4 - 8		14 - 12	13 - 8	8 - 11	23 - 7	5	3	2	0	62	46	16	6
3	SRB	12 - 13	12 - 14		13 - 6	14 - 8	19 - 5	5	3	2	0	70	46	24	6
4	MNE	6 - 8	8 - 13	6 - 13		15 - 10	19 - 12	5	2	3	0	54	56	-2	4
5	AUS	5 - 16	11 - 8	8 - 14	10 - 15		15 - 7	5	2	3	0	49	60	-11	4
6	KAZ	4 - 16	7 - 23	5 - 19	12 - 19	7 - 15		5	0	5	0	35	92	-57	0

Finals

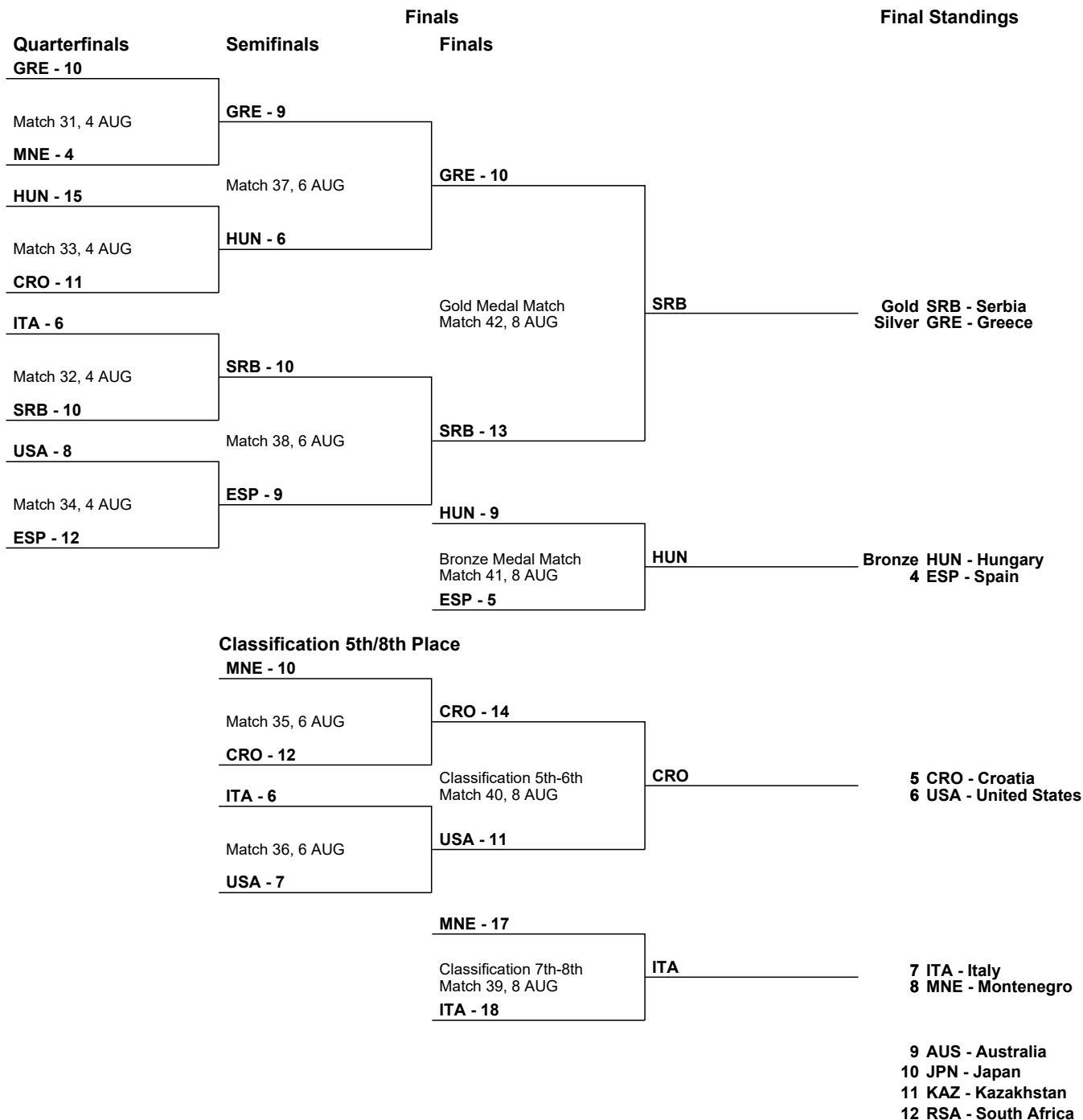
Date	Start Time	Phase	Match Number	Teams	Result
WED 4 AUG	14:00	Quarterfinal	34	USA - ESP	8 - 12
	15:30	Quarterfinal	31	GRE - MNE	10 - 4
	18:20	Quarterfinal	32	ITA - SRB	6 - 10
	19:50	Quarterfinal	33	HUN - CRO	15 - 11
FRI 6 AUG	14:00	Classification 5th-8th	35	MNE - CRO	10 - 12
	15:30	Semifinal	37	GRE - HUN	9 - 6
	18:20	Classification 5th-8th	36	ITA - USA	6 - 7
	19:50	Semifinal	38	SRB - ESP	10 - 9
SUN 8 AUG	9:30	Classification 7th-8th	39	MNE - ITA	17 - 18
	11:00	Classification 5th-6th	40	CRO - USA	14 - 11
	13:40	Bronze Medal Match	41	HUN - ESP	9 - 5
	16:30	Gold Medal Match	42	GRE - SRB	10 - 13

Rank	Team
Gold	SRB - Serbia
Silver	GRE - Greece
Bronze	HUN - Hungary
4	ESP - Spain
5	CRO - Croatia
6	USA - United States
7	ITA - Italy
8	MNE - Montenegro
9	AUS - Australia
10	JPN - Japan
11	KAZ - Kazakhstan
12	RSA - South Africa



Tournament Summary

トーナメント概要 / Résumé du tournoi
As of SUN 8 AUG 2021 at 17:36



Class.	Classification	Diff.	Difference	Lnn	Loser of match nn	Wnn	Winner of match nn
xA	x (x=1-4) ranked team from group A	xB	x (x=1-4) ranked team from group B				



Results

結果 / Résultats

RSA 2 - 21 ITA (0:2, 2:8, 0:7, 0:4)

Match 1

Referees: SALNICHENKO Viktor (KAZ)
IVANOVSKI Stanko (MNE)

FINA Delegates: KRIVOKAPIC Milorad
CAMERON Don

RSA - South Africa (White)

Cap No.	Name	Time Played	Goals/Shots											TF	ST	RB	BL	SP	Personal Fouls																
			Total	%	A	C	D	X	6m	6mF	PS	CA	CO						CP	FP	DS	M6	CS	DE	P	EX									
*1	MADI Lwazi	32:00																1																	
*2	CARD Devon	16:08	0/2	0	0/1	0/1												1	1																
3	REZELMAN Timothy	14:02	1/2	50	1/1				0/1															1											
4	BADENHORST Nardus	14:34	0/1	0	0/1													2		1															
*5	LAURENSEN Cameron Bain	10:59	0/1	0	0/1																			1						1					
*6	STONE Ross	24:27	1/4	25	0/2				0/1					1/1				1		2	2	0/2													
*7	EVEZARD Jason	24:30	0/1	0					0/1									1					0/1	1					1						
*8	RODDA Nicholas	21:46	0/5	0	0/2				0/2	0/1										1	1	0/1													
9	MARGRO Yaseen	15:53	0/1	0	0/1														1					1											
10	MAYMAN Mogamad Farouk	12:52																																	
11	NEILL Liam	18:48																1																	
*12	STEWART Donn	18:01																						1											
Team																	4																		
Totals			2/17	12	1/9	0/1			0/5	0/1					1/1			10	3	4	3	0/4	4	1					2						
Cap No.	Goalkeepers	Time Played	Saves/Shots											Personal Fouls																					
			Total	%	A	C	D	X	6m	6mF	PS	CA	CO	CP	FP	DS	M6	CS	DE	P	EX														
*1	MADI Lwazi	6/27	22	1/3	2/4	1/2	0/6							2/12																					
Totals			6/27	22	1/3	2/4	1/2	0/6							2/12																				
																	Timeouts	2																	
																	Exclusions with Substitution	0																	
																	Exclusions w/Subst after 4 min.	0																	

Head Coach	MARTIN Paul
Official	MARLOW Vaughn
Official	METH Rowen

ITA - Italy (Blue)

Cap No.	Name	Time Played	Goals/Shots											TF	ST	RB	BL	SP	Personal Fouls																	
			Total	%	A	C	D	X	6m	6mF	PS	CA	CO						CP	FP	DS	M6	CS	DE	P	EX										
*1	Del LUNGO Marco	16:00																	3																	
*2	Di FULVIO Francesco	21:41	5/10	50	0/2		1/2	2/2						2/4				1	1			3/3														
*3	LUONGO Stefano	20:49	2/2	100				1/1						1/1					1	1		1/1	1													
*5	PRESCIUTTI Nicholas	19:12	2/2	100										2/2			1	1	1			1														
*6	VELOTTI Alessandro	19:10	2/2	100				1/1						1/1				4																		
7	RENZUTO IODICE Vincenzo	21:38	1/3	33	0/1			1/1						0/1			1	3	1			1														
*8	ECHENIQUE Gonzalo	23:41	2/3	67	1/1	0/1								1/1					1	1																
9	FIGARI Niccolo	16:01	2/3	67	1/2									1/1					1	1			1													
10	BODEGAS Michael Alexandre	16:13	2/7	29	0/1	2/4		0/1						0/1			2	2																		
*11	AICARDI Matteo	15:47	2/3	67			0/1	1/1						1/1			1	2					1													
12	DOLCE Vincenzo	17:48	1/1	100										1/1			1	1					1								1					
13	NICOSIA Gianmarco	16:00																1																		
Team																	6	18	6	2	4/4	5	1													
Totals			21/36	58	2/7	2/6	1/2	6/7							10/14																					
Cap No.	Goalkeepers	Time Played	Saves/Shots											Personal Fouls																						
			Total	%	A	C	D	X	6m	6mF	PS	CA	CO	CP	FP	DS	M6	CS	DE	P	EX															
*1	Del LUNGO Marco	3/5	60	3/4										0/1																						
13	NICOSIA Gianmarco	7/7	100	4/4				2/2	1/1																											
Totals			10/12	83	7/8			2/2	1/1					0/1																						
																	Timeouts	0																		
																	Exclusions with Substitution	0																		
																	Exclusions w/Subst after 4 min.	0																		

Head Coach	CAMPAGNA Alessandro
Official	DUSPIVA Alessandro
Official	POMILIO Amedeo



Results

結果 / Résultats

Match 1

RSA 2 - 21 ITA
(0:2, 2:8, 0:7, 0:4)

Referees: SALNICHENKO Viktor (KAZ)
IVANOVSKI Stanko (MNE)

FINA Delegates: KRIVOKAPIC Milorad
CAMERON Don

Period	RSA - South Africa												ITA - Italy															
	Possession		Goals (G) / Shots (Sh)						Extra Player Efficiency			EX			Possession		Goals (G) / Shots (Sh)						Extra Player Efficiency			EX		
	#	Time	AA		X		PS		G	EPS	%	S	N	#	Time	AA		X		PS		G	EPS	%	S	N		
Quarter 1	6	4:38		1		1			0	1	0			10	3:22	2	8											
Quarter 2	7	5:14	2	5										12	2:46	5	9	3	3				3	3	100			
Quarter 3	6	6:02		1		2			0	1	0			13	1:58	6	7	1	2				1	1	100			
Quarter 4	6	6:01		5		2			0	1	0			10	1:59	2	5	2	2				2	2	100			
Totals	25	21:55	2	12		5			0	3	0			45	10:05	15	29	6	7				6	6	100			

Match RSA - ITA														
Possession		Goals (G) / Shots (Sh)						Extra Player Efficiency			DE	EX		
#	Time	AA		X		PS		G	EPS	%		S	N	
70	32:00	17	41	6	12				6	9	67			

Legend:																	
#	Number of possessions	%	Efficiency	*	Starting line-up	6m	6 metre direct shot in free throw situation										
6mF	6 metre shot after free throw and movement				A	Action shot	AA	All action shots (A, C, D, 6m, 6mF, CA and CO)									
BL	Blocked shots	C	Centre shot	CA	Counter attack shot	CO	Corner shot										
CP	Centre forward position exclusion				CS	Counter attacking situation exclusion											
DE	Double Exclusion	DS	Driving situation exclusion	EPS	Extra Player Situation	EX	Exclusion (S - with substitution, N - with substitution after 4 min.)										
FP	Field exclusion	G	Goals	M6	Exclusion in 6 metre free throw situation				D	Shot in driving situation							
P	Penalty Foul	PS	Penalty shot	RB	Rebounds				RC	Red Card				No.	Number		
SP	Sprint (Won/Sprints)		ST	Steals	TF	Turnover Fouls				X	Extra player shot				Sh	Shots	
														YC	Yellow Card		



SUN 25 JUL 2021
Start Time: 11:30

Preliminary Round - Group A
予選ラウンド - グループA / Tour Préliminaire - groupe A

Results

結果 / Résultats

HUN 9 - 10 GRE

(3:2, 3:4, 2:3, 1:1)

Referees: ZWART Michiel (NED)
PUTNIKOVIC Vojin (SRB)

FINA Delegates: KURODA Katsumi
BALFANBAYEV Alan

HUN - Hungary (White)

Cap No.	Name	Time Played	Goals/Shots										TF	ST	RB	BL	SP	Personal Fouls															
			Total	%	A	C	D	X	6m	6mF	PS	CA						CO	CP	FP	DS	M6	CS	DE	P	EX							
*1	NAGY Viktor	31:43																															
2	ANGYAL Daniel	17:57	2/4	50		1/1		1/2						0/1		1	1				2												
*3	MANHERCZ Krisztian	20:31	1/7	14	0/3			1/3						0/1			1																
4	ZALANKI Gergo	26:30	0/2	0	0/2													2	2/3	1	1												
*5	VAMOS Marton	25:36	0/3	0	0/1			0/1	0/1							1	2																
6	HOSNYANSZKY Norbert	7:09	0/2	0				0/2													2												
7	PASZTOR Matyas	12:18	0/1	0	0/1											1					1	1											
*8	JANSIK Szilard	9:29																			2												
*9	ERDELYI Balazs	16:36	3/7	43	1/3			1/3						1/1		1	1	1	1/1	1													
*10	VARGA Denes	29:17	3/11	27	0/4			2/3	0/2					1/2		1	3	1															
*11	MEZEI Tamas	14:20																											1				
12	HARAI Balazs	12:34	0/1	0				0/1										1			1							1		S			
Team															1																		
Totals			9/38	24	1/14	1/1		5/15	0/3					2/5		3	6	8	5	3/4	10	2		1	2						1		
Cap No.	Goalkeepers	Time Played	Saves/Shots										TF	ST	RB	BL	SP	Personal Fouls															
			Total	%	A	C	D	X	6m	6mF	PS	CA						CO	CP	FP	DS	M6	CS	DE	P	EX							
*1	NAGY Viktor	6/15	40	4/5				1/9	1/1																								
Totals		6/16	38	4/5				1/10	1/1																								
															Timeouts		2																
															Exclusions with Substitution		1																
															Exclusions w/Subst after 4 min.		0																

Head Coach	MARCZ Tamas
Official	NEMETH Zsolt
Official	MATEFALVY Csaba

GRE - Greece (Blue)

Cap No.	Name	Time Played	Goals/Shots										TF	ST	RB	BL	SP	Personal Fouls													
			Total	%	A	C	D	X	6m	6mF	PS	CA						CO	CP	FP	DS	M6	CS	DE	P	EX					
*1	ZERDEVAS Emmanouil	32:00																													
*2	GENIDOUNIAS Konstantinos	30:29	2/4	50	1/2			1/2									3		0/1	2											
*3	SKOUMPAKIS Dimitrios	11:39	0/1	0	0/1												1	2		3										S	
*4	KAPOTSIS Marios	16:31	1/1	100				1/1												1											
*5	FOUNTOULIS Ioannis	28:45	3/7	43	0/3			3/4										2		1											
6	PAPANASTASIOU Alexandros	20:16	2/2	100				2/2											1/2	1											
7	DERVISIS Georgios	3:52														1				3										S	
8	ARGYROPOULOS KANAKAKIS Stylianos	18:48	0/3	0	0/3														0/1	2	1									S	
9	MOURIKIS Konstantinos	11:01															1														
*10	KOLOMVOS Christodoulos	14:28															1	1		2											
11	GKIOUVETSIS Konstantinos	4:58	0/1	0				0/1																							
*12	VLACHOPOULOS Angelos	31:13	2/7	29	0/3			2/3	0/1									2	2												
Team																															
Totals			10/26	38	1/12			9/13	0/1							1		8	7	1/4	14	2									3
Cap No.	Goalkeepers	Time Played	Saves/Shots										TF	ST	RB	BL	SP	Personal Fouls													
			Total	%	A	C	D	X	6m	6mF	PS	CA						CO	CP	FP	DS	M6	CS	DE	P	EX					
*1	ZERDEVAS Emmanouil	15/24	63	8/9	0/1			5/10	1/1					1/3																	
Totals		15/24	63	8/9	0/1			5/10	1/1					1/3																	
															Timeouts		2														
															Exclusions with Substitution		3														
															Exclusions w/Subst after 4 min.		0														

Head Coach	VLACHOS Theodoros	YC
Official	KRAVARITIS Dimitrios	



Results

結果 / Résultats

Match 2

HUN 9 - 10 GRE

(3:2, 3:4, 2:3, 1:1)

Referees: ZWART Michiel (NED)
PUTNIKOVIC Vojin (SRB)

FINA Delegates: KURODA Katsumi
BALFANBAYEV Alan

Period	HUN - Hungary												GRE - Greece															
	Possession		Goals (G) / Shots (Sh)						Extra Player Efficiency			EX			Possession		Goals (G) / Shots (Sh)						Extra Player Efficiency			EX		
	#	Time	AA		X		PS		G	EPS	%	S	N	#	Time	AA		X		PS		G	EPS	%	S	N		
Quarter 1	10	3:52	1	6	2	5			2	5	40			8	4:08		2	2	3			2	3	67				
Quarter 2	10	4:00	2	7	1	2			1	2	50			9	4:00	1	4	3	4			3	4	75	1			
Quarter 3	12	3:24	1	7	1	3			1	1	100			7	4:36		3	3	3			3	3	100				
Quarter 4	8	3:34		3	1	5			1	4	25	1		8	4:26		4	1	3			1	2	50	2			
Totals	40	14:50	4	23	5	15			5	12	42	1		32	17:10	1	13	9	13			9	12	75	3			

Match HUN - GRE														
Possession		Goals (G) / Shots (Sh)						Extra Player Efficiency			DE	EX		
#	Time	AA		X		PS		G	EPS	%		S	N	
72	32:00	5	36	14	28			14	24	58		4		

Legend:														
#	Number of possessions	%	Efficiency	*	Starting line-up	6m	6 metre direct shot in free throw situation							
6mF	6 metre shot after free throw and movement			A	Action shot	AA	All action shots (A, C, D, 6m, 6mF, CA and CO)							
BL	Blocked shots		C	Centre shot	CA	Counter attack shot								
CP	Centre forward position exclusion			CS	Counter attacking situation exclusion									
DE	Double Exclusion		DS	Driving situation exclusion	EPS	Extra Player Situation			EX	Exclusion (S - with substitution, N - with substitution after 4 min.)				
FP	Field exclusion		G	Goals	M6	Exclusion in 6 metre free throw situation								
P	Penalty Foul		PS	Penalty shot	RB	Rebounds		RC	Red Card		No.	Number		
SP	Sprint (Won/Sprints)		ST	Steals	TF	Turnover Fouls		X	Extra player shot		Sh	Shots		
											YC	Yellow Card		



SUN 25 JUL 2021
Start Time: 14:00

Results

結果 / Résultats

Match 3

USA 15 - 13 JPN

(3:3, 4:5, 4:2, 4:3)

Referees: DERVIEUX Sebastien (FRA)
VOEVODIN Arkadiy (RUS)

FINA Delegates: HOEPELMAN Ilija
BEBIC Milivoj

USA - United States (White)

Cap No.	Name	Time Played	Goals/Shots										TF	ST	RB	BL	SP	Personal Fouls																		
			Total	%	A	C	D	X	6m	6mF	PS	CA						CO	CP	FP	DS	M6	CS	DE	P	EX										
1	WOLF Alex																																			
*2	HOOPER Johnny	23:37	1/2	50	0/1				1/1									3		4/4																
3	VAVIC Marko	20:34	1/3	33	0/1		1/1	0/1									1	1	1																	
4	OBERT Alex	10:01	1/2	50	0/1			1/1													1															
*5	DAUBE Hannes	26:15	1/2	50	1/2																1														1	
*6	CUPIDO Luca	24:30	2/6	33	1/4	0/1		1/1													2															
*7	HALLOCK Ben	25:57	3/5	60		2/3		1/1	0/1							2	1		1																1	
8	WOODHEAD Dylan	2:32																			3															S
*9	BOWEN Alex	21:13	5/6	83	1/2			2/2				1/1	1/1		1		2	1																	1	
10	STEVENSON Ben	14:46	0/4	0				0/3	0/1								2	1																		
*12	IRVING Max	22:35	1/5	20	1/1			0/3					0/1			1	1							1											1	
*13	HOLLAND Drew	32:00																																		
Team																		1																		
Totals			15/35	43	4/12	2/4	1/1	6/13	0/2			1/1	1/2			4	3	13	6	4/4	7	1													4	2
Cap No.	Goalkeepers	Time Played	Saves/Shots										TF	ST	RB	BL	SP	Personal Fouls																		
			Total	%	A	C	D	X	6m	6mF	PS	CA						CO	CP	FP	DS	M6	CS	DE	P	EX										
1	WOLF Alex																																			2
*13	HOLLAND Drew	9/22	41	5/8			1/6	2/2		0/4	1/2																								2	
Totals			9/22	41	5/8			1/6	2/2		0/4	1/2																								0

Head Coach	UDOVICIC Dejan (SRB)
Official	RODRIGUEZ Alex
Official	ARROYO Gavin

JPN - Japan (Blue)

Cap No.	Name	Time Played	Goals/Shots										TF	ST	RB	BL	SP	Personal Fouls																			
			Total	%	A	C	D	X	6m	6mF	PS	CA						CO	CP	FP	DS	M6	CS	DE	P	EX											
*1	TANAMURA Katsuyuki	32:00																																			
*2	ADACHI Seiya	26:52	3/6	50	2/4			0/1				1/1					2	1		0/2	1																
*3	KOPPU Harukiario	27:41	0/2	0	0/2										1	1	1				1																
*4	SHIGA Mitsuaki	27:00	3/4	75	1/2			2/2							1		1	2			2																
5	YOSHIDA Takuma	13:19															1	1		0/1																	
6	SUZUKI Toi	13:36	1/1	100									1/1				1			0/1																	
7	SHIMIZU Yusuke	6:45																																			
8	TAKATA Mitsuru	7:39	0/2	0	0/2											1		1		1		1															
*9	ARAI Atsushi	20:41	2/4	50	0/1			2/2				0/1									1	1															
*10	INABA Yusuke	25:59	3/8	38	0/3				0/2			3/3			1	2	1				1						1										
*11	OKAWA Keigo	17:22	0/3	0	0/2			0/1										2			1	1												1	S		
12	ARAKI Kenta	5:06	1/2	50	0/1			1/1																													
Team																		2																			
Totals			13/32	41	3/17			5/7	0/2			4/4	1/2			5	8	5	5	0/4	6	4	1		1											1	
Cap No.	Goalkeepers	Time Played	Saves/Shots										TF	ST	RB	BL	SP	Personal Fouls																			
			Total	%	A	C	D	X	6m	6mF	PS	CA						CO	CP	FP	DS	M6	CS	DE	P	EX											
*1	TANAMURA Katsuyuki	11/26	42	5/9	2/4	0/1	2/8	1/1		0/1	1/2																										1
Totals			11/26	42	5/9	2/4	0/1	2/8	1/1		0/1	1/2																									0

Head Coach	OMOTO Yoji
Official	SHIOTA Yoshinori
Official	NAKASHIMA Takamitsu



Results

結果 / Résultats

Match 3

USA 15 - 13 JPN

(3:3, 4:5, 4:2, 4:3)

Referees: DERVIEUX Sebastien (FRA)
VOEVODIN Arkadiy (RUS)

FINA Delegates: HOEPELMAN Ilija
BEBIC Milivoj

Period	USA - United States												JPN - Japan															
	Possession		Goals (G) / Shots (Sh)						Extra Player Efficiency			EX			Possession		Goals (G) / Shots (Sh)						Extra Player Efficiency			EX		
	#	Time	AA		X		PS		G	EPS	%	S	N	#	Time	AA		X		PS		G	EPS	%	S	N		
Quarter 1	9	5:01	2	8			1	1						10	2:59		6	2	2	1	1	2	2	100				
Quarter 2	14	4:46	2	4	2	8			2	4	50			12	3:14	2	4	1	1	2	2	1	1	100				
Quarter 3	10	3:27	2	5	2	2			2	2	100	1		9	4:33		6	1	2	1	1	1	2	50				
Quarter 4	9	4:55	2	4	2	3			2	2	100	1		9	3:05	2	5	1	2			1	2	50	1			
Totals	42	18:09	8	21	6	13	1	1	6	8	75	2		40	13:51	4	21	5	7	4	4	5	7	71	1			

Match USA - JPN														
Possession		Goals (G) / Shots (Sh)						Extra Player Efficiency			DE	EX		
#	Time	AA		X		PS		G	EPS	%		S	N	
82	32:00	12	42	11	20	5	5	11	15	73		3		

Legend:																
#	Number of possessions	%	Efficiency	*	Starting line-up	6m	6 metre direct shot in free throw situation									
6mF	6 metre shot after free throw and movement				A	Action shot	AA	All action shots (A, C, D, 6m, 6mF, CA and CO)								
BL	Blocked shots	C	Centre shot	CA	Counter attack shot	CO	Corner shot									
CP	Centre forward position exclusion				CS	Counter attacking situation exclusion										
DE	Double Exclusion	DS	Driving situation exclusion	EPS	Extra Player Situation		EX	Exclusion (S - with substitution, N - with substitution after 4 min.)								
FP	Field exclusion	G	Goals	M6	Exclusion in 6 metre free throw situation											
P	Penalty Foul	PS	Penalty shot	RB	Rebounds		RC	Red Card		No.	Number					
SP	Sprint (Won/Sprints)		ST	Steals	TF	Turnover Fouls		X	Extra player shot		Sh	Shots		YC	Yellow Card	



Results

結果 / Résultats

Match 4

AUS 10 - 15 MNE
(5:4, 2:2, 1:4, 2:5)

Referees: ALEXANDRESCU Adrian (ROU)
SEVERO Alessandro (ITA)

FINA Delegates: MOLNAR Tamas
SHAW William

Period	AUS - Australia												MNE - Montenegro															
	Possession		Goals (G) / Shots (Sh)						Extra Player Efficiency			EX			Possession		Goals (G) / Shots (Sh)						Extra Player Efficiency			EX		
	#	Time	AA		X		PS		G	EPS	%	S	N	#	Time	AA		X		PS		G	EPS	%	S	N		
Quarter 1	7	4:43	4	6	1	1			1	1	100			9	3:17	2	6	2	2			2	2	100				
Quarter 2	4	6:21	1	3	1	2			1	2	50			9	1:39		4	1	1	1	1	1	1	100				
Quarter 3	7	4:57	1	4		3			0	2	0			9	3:03	2	6	2	3			2	3	67				
Quarter 4	8	3:34		4	2	4			2	4	50	1		7	4:26	2	2	3	3			3	3	100				
Totals	26	19:35	6	17	4	10			4	9	44	1		34	12:25	6	18	8	9	1	1	8	9	89				

Match AUS - MNE																
Possession		Goals (G) / Shots (Sh)						Extra Player Efficiency			DE	EX				
#	Time	AA		X		PS		G	EPS	%		S	N			
60	32:00	12	35	12	19	1	1	12	18	67		1				

Legend:											
#	Number of possessions	%	Efficiency	*	Starting line-up	6m	6 metre direct shot in free throw situation				
6mF	6 metre shot after free throw and movement			A	Action shot	AA	All action shots (A, C, D, 6m, 6mF, CA and CO)				
BL	Blocked shots	C	Centre shot	CA	Counter attack shot	CO	Corner shot				
CP	Centre forward position exclusion			CS	Counter attacking situation exclusion						
DE	Double Exclusion	DS	Driving situation exclusion	EPS	Extra Player Situation	EX	Exclusion (S - with substitution, N - with substitution after 4 min.)				
FP	Field exclusion	G	Goals	M6	Exclusion in 6 metre free throw situation		D	Shot in driving situation			
P	Penalty Foul	PS	Penalty shot	RB	Rebounds	RC	Red Card	No.	Number		
SP	Sprint (Won/Sprints)	ST	Steals	TF	Turnover Fouls	X	Extra player shot	Sh	Shots		
								YC	Yellow Card		



Results

結果 / Résultats

Match 5

SRB 12 - 13 ESP (3:3, 3:5, 3:2, 3:3)

Referees: GOLDENBERG Michael (USA)
STAVRIDIS Georgios (GRE)

FINA Delegates: PINKER Guy
SHARONOV Evgeny

SRB - Serbia (White)

Cap No.	Name	Time Played	Goals/Shots										TF	ST	RB	BL	SP	Personal Fouls																					
			Total	%	A	C	D	X	6m	6mF	PS	CA						CO	CP	FP	DS	M6	CS	DE	P	EX													
2	MANDIC Dusan	25:00	1/4	25	0/2	0/1				1/1																													
*3	DEDOVIC Nikola	19:12	0/2	0	0/1				0/1										1/1		1																		
4	RANDELOVIC Sava	4:43	1/2	50	0/1				1/1											3																		S	
5	LAZIC Dorde	14:10	2/3	67		0/1			2/2																														
*6	PIJETLOVIC Dusko	16:47	2/2	100			1/1	1/1							3							1					1												
*7	RASOVIC Strahinja	21:50	1/3	33	0/1				1/2									1	0/2		1																		
8	ALEKSIC Milan	6:50																			3																	S	
*9	JAKSIC Nikola	17:28	2/3	67	0/1				2/2								1				3																	S	
*10	FILIPOVIC Filip	20:44	2/2	100	1/1				1/1								1	3	1																				
*11	PRLAINOVIC Andrija	29:07	0/2	0	0/2										1		1					1																	
12	MITROVIC Stefan	16:09	1/3	33	0/2	1/1												1	0/1							1													
*13	MITROVIC Branislav	32:00																																					
Team																1																							
Totals			12/26	46	1/11	1/3	1/1	9/11								5	3	6	3	1/4	11	2		1	1													3	
Cap No.	Goalkeepers	Time Played	Saves/Shots										Timeouts		Exclusions with Substitution		Exclusions w/Subst after 4 min.																						
			Total	%	A	C	D	X	6m	6mF	PS	CA	CO																										
*13	MITROVIC Branislav	12:25	48	5/8	2/2		4/12	1/2				0/1																											
Totals			12/25	48	5/8	2/2	4/12	1/2				0/1																											

Head Coach	SAVIC Dejan
Official	CIRIC Stefan
Official	VUJASINOVIC Vladimir

ESP - Spain (Blue)

Cap No.	Name	Time Played	Goals/Shots										TF	ST	RB	BL	SP	Personal Fouls																						
			Total	%	A	C	D	X	6m	6mF	PS	CA						CO	CP	FP	DS	M6	CS	DE	P	EX														
*1	LOPEZ PINEDO Daniel	32:00																																						
*2	MUNARRIZ EGANA Alberto	26:03	4/7	57	1/1			2/3	1/3							1	1				1																			
3	GRANADOS ORTEGA Alvaro	23:02	2/7	29	0/3			2/4								1	1	1	1/2																					
4	SANAHUJA Bernat	18:19	2/4	50	2/4															1	1																			
*5	de TORO DOMINGUEZ Miguel	13:30	0/1	0		0/1																																		
*6	LARUMBE GONFAUS Marc	12:25	0/1	0	0/1																2						1											S		
*7	FAMERA Martin	14:25																			2/2	3																S		
8	FERNANDEZ MIRANDA Francisco	16:47	1/1	100				1/1								2						1				1														
9	TAHULL COMPTE Roger	15:16	2/3	67		0/1		2/2							1	1	1																							
*10	PERRONE ROCHA Felipe	28:49	1/2	50	0/1								1/1																											
11	MALLARACH GUELL Blai	11:37	0/3	0	0/2			0/1																																
*12	BUSTOS SANCHEZ Alejandro	11:47	1/2	50				1/2													1	1																		
Team																1																								
Totals			13/31	42	3/12	0/2		8/13	1/3				1/1			2	5	5	1	3/4	8	3		1	1														2	
Cap No.	Goalkeepers	Time Played	Saves/Shots										Timeouts		Exclusions with Substitution		Exclusions w/Subst after 4 min.																							
			Total	%	A	C	D	X	6m	6mF	PS	CA	CO																											
*1	LOPEZ PINEDO Daniel	8:20	40	6/7	1/2	0/1	1/10																																	
Totals			8/20	40	6/7	1/2	0/1	1/10																																

Head Coach	MARTIN LOZANO David
Official	IVANOV PIRALKOV Svilen
Official	APARICIO SUNEN Antonio Francisco



Results

結果 / Résultats

Match 5

SRB 12 - 13 ESP
(3:3, 3:5, 3:2, 3:3)

Referees: GOLDENBERG Michael (USA)
STAVRIDIS Georgios (GRE)

FINA Delegates: PINKER Guy
SHARONOV Evgeny

Period	SRB - Serbia												ESP - Spain															
	Possession		Goals (G) / Shots (Sh)						Extra Player Efficiency			EX			Possession		Goals (G) / Shots (Sh)						Extra Player Efficiency			EX		
	#	Time	AA		X		PS		G	EPS	%	S	N	#	Time	AA		X		PS		G	EPS	%	S	N		
Quarter 1	11	2:17	2	7	1	1			1	1	100			8	5:43	1	5	2	3			2	3	67				
Quarter 2	9	3:49		3	3	4			3	4	75			11	4:11	3	5	2	3			2	3	67				
Quarter 3	7	4:30		3	3	3			3	3	100	1		7	3:30	1	4	1	3			1	3	33				
Quarter 4	8	3:52	1	2	2	3			2	3	67	2		10	4:08		4	3	4			3	4	75	2			
Totals	35	14:28	3	15	9	11			9	11	82	3		36	17:32	5	18	8	13			8	13	62	2			

Match SRB - ESP														
Possession		Goals (G) / Shots (Sh)						Extra Player Efficiency			DE	EX		
#	Time	AA		X		PS		G	EPS	%		S	N	
71	32:00	8	33	17	24			17	24	71		5		

Legend:														
#	Number of possessions	%	Efficiency	*	Starting line-up	6m	6 metre direct shot in free throw situation							
6mF	6 metre shot after free throw and movement			A	Action shot	AA	All action shots (A, C, D, 6m, 6mF, CA and CO)							
BL	Blocked shots	C	Centre shot	CA	Counter attack shot	CO	Corner shot							
CP	Centre forward position exclusion			CS	Counter attacking situation exclusion									
DE	Double Exclusion	DS	Driving situation exclusion	EPS	Extra Player Situation	EX	Exclusion (S - with substitution, N - with substitution after 4 min.)							
FP	Field exclusion	G	Goals	M6	Exclusion in 6 metre free throw situation									
P	Penalty Foul	PS	Penalty shot	RB	Rebounds	RC	Red Card							
SP	Sprint (Won/Sprints)	ST	Steals	TF	Turnover Fouls	X	Extra player shot							
							D	Shot in driving situation						
							No.	Number						
							Sh	Shots						
							YC	Yellow Card						



Results

結果 / Résultats

Match 6

CRO 23 - 7 KAZ
(4:1, 6:3, 8:1, 5:2)

Referees: WILLIS Dion (RSA)
OHME Frank (GER)

FINA Delegates: PAPA ZIAN Richard
INOUE Takeshi

Period	CRO - Croatia												KAZ - Kazakhstan															
	Possession		Goals (G) / Shots (Sh)						Extra Player Efficiency			EX			Possession		Goals (G) / Shots (Sh)						Extra Player Efficiency			EX		
	#	Time	AA		X		PS		G	EPS	%	S	N	#	Time	AA		X		PS		G	EPS	%	S	N		
Quarter 1	11	2:53	3	5		1	1	1	0	1	0			7	5:07		3	1	4			1	4	25				
Quarter 2	12	2:40	4	10	1	1	1	1	1	1	100			8	5:20	2	4	1	2			1	2	50				
Quarter 3	12	3:23	7	10	1	1			1	1	100			10	4:37		5	1	2			1	2	50				
Quarter 4	8	2:35	2	2	2	3	1	1	2	2	100	1		8	5:25	1	4	1	3		1	1	33	1				
Totals	43	11:31	16	27	4	6	3	3	4	5	80	1		33	20:29	3	16	4	11		1	4	11	36	1			

Match CRO - KAZ														
Possession		Goals (G) / Shots (Sh)						Extra Player Efficiency			DE	EX		
#	Time	AA		X		PS		G	EPS	%		S	N	
76	32:00	19	43	8	17	3	4	8	16	50		2		

Legend:																		
#	Number of possessions	%	Efficiency	*	Starting line-up	6m	6 metre direct shot in free throw situation											
6mF	6 metre shot after free throw and movement			A	Action shot	AA	All action shots (A, C, D, 6m, 6mF, CA and CO)											
BL	Blocked shots	C	Centre shot	CA	Counter attack shot	CO	Corner shot											
CP	Centre forward position exclusion			CS	Counter attacking situation exclusion													
DE	Double Exclusion	DS	Driving situation exclusion	EPS	Extra Player Situation			EX	Exclusion (S - with substitution, N - with substitution after 4 min.)									
FP	Field exclusion	G	Goals	M6	Exclusion in 6 metre free throw situation													
P	Penalty Foul	PS	Penalty shot	RB	Rebounds			RC	Red Card			No.	Number					
SP	Sprint (Won/Sprints)			ST	Steals			TF	Turnover Fouls			X	Extra player shot			YC	Yellow Card	



Results

結果 / Résultats

Match 7

MNE 6 - 8 ESP
(2:3, 1:2, 2:2, 1:1)

Referees: DERVIEUX Sebastien (FRA)
STAVRIDIS Georgios (GRE)

FINA Delegates: HOEPELMAN Ilija
MOLNAR Tamas

Period	MNE - Montenegro												ESP - Spain															
	Possession		Goals (G) / Shots (Sh)						Extra Player Efficiency			EX			Possession		Goals (G) / Shots (Sh)						Extra Player Efficiency			EX		
	#	Time	AA		X		PS		G	EPS	%	S	N	#	Time	AA		X		PS		G	EPS	%	S	N		
Quarter 1	4	5:46		1	2	2			2	2	100			11	2:14	1	4	1	3	1	1	1	3	33				
Quarter 2	7	4:33	1	6		1			0	1	0			7	3:27		2	2	3			2	3	67				
Quarter 3	10	3:20		2	2	5			2	4	50			10	4:40	2	6		1			0	1	0				
Quarter 4	8	4:23	1	10										10	3:37		4	1	1			1	1	100				
Totals	29	18:02	2	19	4	8			4	7	57			38	13:58	3	16	4	8	1	1	4	8	50				

Match MNE - ESP														
Possession		Goals (G) / Shots (Sh)						Extra Player Efficiency			DE	EX		
#	Time	AA		X		PS		G	EPS	%		S	N	
67	32:00	5	35	8	16	1	1	8	15	53				

Legend:																		
#	Number of possessions	%	Efficiency	*	Starting line-up	6m	6 metre direct shot in free throw situation											
6mF	6 metre shot after free throw and movement			A	Action shot	AA	All action shots (A, C, D, 6m, 6mF, CA and CO)											
BL	Blocked shots	C	Centre shot	CA	Counter attack shot	CO	Corner shot											
CP	Centre forward position exclusion			CS	Counter attacking situation exclusion													
DE	Double Exclusion	DS	Driving situation exclusion	EPS	Extra Player Situation			EX	Exclusion (S - with substitution, N - with substitution after 4 min.)									
FP	Field exclusion	G	Goals	M6	Exclusion in 6 metre free throw situation													
P	Penalty Foul	PS	Penalty shot	RB	Rebounds			RC	Red Card			No.	Number					
SP	Sprint (Won/Sprints)			ST	Steals			TF	Turnover Fouls			X	Extra player shot			YC	Yellow Card	



Results

結果 / Résultats

REVISED
30 JUL 16:52

Match 8

KAZ 5 - 19 SRB (2:4, 1:3, 2:6, 0:6)

Referees: ALEXANDRESCU Adrian (ROU)
KUN Gyorgy (HUN)

FINA Delegates: PAPAZIAN Richard
ZHAO Qi

KAZ - Kazakhstan (White)

Cap No.	Name	Time Played	Goals/Shots										TF	ST	RB	BL	SP	Personal Fouls																
			Total	%	A	C	D	X	6m	6mF	PS	CA						CO	CP	FP	DS	M6	CS	DE	P	EX								
*2	MEDVEDEV Yevgeniy	19:19	2/4	50	1/3									1/1					1															
3	AUBAKIROV Miras	13:13	0/1	0					0/1								1		1	0/2														
*4	MARKOVIC Dusan	18:46	1/4	25	1/4											1				1							1							
5	SHMIDER Alexey	14:57	0/2	0	0/2												1				1													
*6	ARTYUKH Danil	6:52																			1													
*7	SHAKENOV Murat	21:49	0/2	0		0/1			0/1								1			1/1	1					1								
8	VUKSANOVIC Srdan	27:06	2/7	29	0/2				2/3								2	1			1													
*9	UKUMANOV Rustam	20:57	0/2	0	0/1				0/1												1						1							
*10	RUDAY Mikhail	15:26															1																	
11	ALTAYEV Altay	16:23															2																	
12	SHVEDOV Stanislav	17:12	0/1	0	0/1												2	1		1/1	2													
*13	LIPILIN Pavel	32:00																																
Team													4																					
Totals			5/23	22	2/13	0/1		2/6					1/1	0/2			7	7	3	1	2/4	9				1	2							
Cap No.	Goalkeepers	Time Played	Saves/Shots										TF	ST	RB	BL	SP	Personal Fouls																
			Total	%	A	C	D	X	6m	6mF	PS	CA						CO	CP	FP	DS	M6	CS	DE	P	EX								
*13	LIPILIN Pavel	4:23	4/23	17	2/7	1/3	0/1	0/9	1/1					0/2																				
Totals			4/23	17	2/7	1/3	0/1	0/9	1/1					0/2																				
													Timeouts							2														
													Exclusions with Substitution							0														
													Exclusions w/Subst after 4 min.							0														

Head Coach	KNEZEVIC Nemanja (MNE)
Official	SHVEDOV Alexandr

SRB - Serbia (Blue)

Cap No.	Name	Time Played	Goals/Shots										TF	ST	RB	BL	SP	Personal Fouls																		
			Total	%	A	C	D	X	6m	6mF	PS	CA						CO	CP	FP	DS	M6	CS	DE	P	EX										
*1	PIJETLOVIC Gojko	32:00															2																			
2	MANDIC Dusan	16:05	2/4	50	1/1		1/1		0/2								2	1			1															
*3	DEDOVIC Nikola	23:09	1/1	100	1/1												2	1		0/1	2															
*4	RANDELOVIC Sava	13:20	1/1	100	1/1																1															
*5	LAZIC Dorde	18:36	1/2	50		0/1		1/1									3	1	1	1																
6	PIJETLOVIC Dusko	12:09	4/4	100		2/2		2/2									2											1								
*7	RASOVIC Strahinja	26:32	3/6	50	1/4			1/1					1/1				1			1/2	1															
*8	ALEKSIC Milan	16:57	1/1	100				1/1										1			1						1									
9	JAKSIC Nikola	15:07	1/1	100				1/1									2		1		1															
10	FILIPOVIC Filip	16:38	1/4	25	0/1			0/1					1/2				2		1	1/1	1															
11	PRALAINOVIC Andrija	12:09	2/3	67	0/1			2/2									1																			
*12	MITROVIC Stefan	21:18	2/3	67	1/1	0/1		1/1									2		1																	
Team													7																							
Totals			19/30	63	5/10	2/4	1/1	9/10	0/2					2/3			7	14	3	4	2/4	8				2										
Cap No.	Goalkeepers	Time Played	Saves/Shots										TF	ST	RB	BL	SP	Personal Fouls																		
			Total	%	A	C	D	X	6m	6mF	PS	CA						CO	CP	FP	DS	M6	CS	DE	P	EX										
*1	PIJETLOVIC Gojko	10:15	67	6/8	1/1		1/3						0/1	2/2																						
Totals			10/15	67	6/8	1/1		1/3					0/1	2/2																						
													Timeouts							2																
													Exclusions with Substitution							0																
													Exclusions w/Subst after 4 min.							0																

Head Coach	SAVIC Dejan
Official	CIRIC Stefan
Official	VUJASINOVIC Vladimir



Results

結果 / Résultats

REVISED
30 JUL 16:52

Match 8

KAZ 5 - 19 SRB
(2:4, 1:3, 2:6, 0:6)

Referees: ALEXANDRESCU Adrian (ROU)
KUN Gyorgy (HUN)

FINA Delegates: PAPAZIAN Richard
ZHAO Qi

Period	KAZ - Kazakhstan												SRB - Serbia															
	Possession		Goals (G) / Shots (Sh)						Extra Player Efficiency			EX			Possession		Goals (G) / Shots (Sh)						Extra Player Efficiency			EX		
	#	Time	AA		X		PS		G	EPS	%	S	N	#	Time	AA		X		PS		G	EPS	%	S	N		
Quarter 1	7	4:58		4	1	1	1	1	1	100			8	3:02	2	4	2	3			2	3	67					
Quarter 2	9	4:03	1	6		1			0	1	0		11	3:57	1	5	2	2			2	2	100					
Quarter 3	7	4:36	1	3	1	3			1	2	50		8	3:24	3	4	3	3			3	3	100					
Quarter 4	7	5:40		3		1			0	1	0		10	2:20	4	7	2	2			2	2	100					
Totals	30	19:17	2	16	2	6	1	1	2	5	40		37	12:43	10	20	9	10			9	10	90					

Match KAZ - SRB															
Possession		Goals (G) / Shots (Sh)						Extra Player Efficiency			DE	EX			
#	Time	AA		X		PS		G	EPS	%		S	N		
67	32:00	12	36	11	16	1	1	11	15	73					

Legend:															
#	Number of possessions	%	Efficiency	*	Starting line-up	6m	6 metre direct shot in free throw situation								
6mF	6 metre shot after free throw and movement			A	Action shot	AA	All action shots (A, C, D, 6m, 6mF, CA and CO)								
BL	Blocked shots	C	Centre shot	CA	Counter attack shot	CO	Corner shot								
CP	Centre forward position exclusion			CS	Counter attacking situation exclusion		D Shot in driving situation								
DE	Double Exclusion	DS	Driving situation exclusion	EPS	Extra Player Situation	EX	Exclusion (S - with substitution, N - with substitution after 4 min.)								
FP	Field exclusion	G	Goals	M6	Exclusion in 6 metre free throw situation	No.	Number								
P	Penalty Foul	PS	Penalty shot	RB	Rebounds	RC	Red Card								
SP	Sprint (Won/Sprints)	ST	Steals	TF	Turnover Fouls	X	Extra player shot								
						YC	Yellow Card								

REVISED

Corrected Extra Player Situations



Results

結果 / Résultats

AUS 11 - 8 CRO
(3:3, 2:0, 2:3, 4:2)

Match 9

Referees: OHME Frank (GER)
GOLDENBERG Michael (USA)

FINA Delegates: KURODA Katsumi
PINKER Guy

AUS - Australia (White)

Cap No.	Name	Time Played	Goals/Shots											TF	ST	RB	BL	SP	Personal Fouls																					
			Total	%	A	C	D	X	6m	6mF	PS	CA	CO						CP	FP	DS	M6	CS	DE	P	EX														
*1	HRYANTHOS Anthony	32:00															1																							
*2	CAMPBELL Richard	26:22	3/5	60	1/2						2/3																1													
3	FORD George	9:45																		1						1														
4	TOMASEVIC Goran	9:27	0/2	0							0/1																1													
5	POWER Nathan	16:41	1/4	25							1/3																1													
*6	EDWARDS Lachlan Robert	12:29	0/1	0	0/1																						1										S			
*7	ROACH Aidan	23:57	1/1	100	1/1																																			
*8	YOUNGER Aaron	28:21	1/6	17	1/2						0/3	0/1																												
9	FORD Andrew	12:57	1/2	50	1/2																																			
*10	PUTT Timothy Francis	13:33	1/2	50	1/2																																			
*11	HOWDEN Rhys	23:53	1/4	25	0/2						1/2																													
12	EDWARDS Blake	14:35	2/2	100							1/1	1/1																												
Team																		2																						
Totals			11/29	38	5/12	0/2					5/13	1/2														4	5	5	2	3/4	6	5				2		2	1	
Cap No.	Goalkeepers	Time Played	Saves/Shots											TF	ST	RB	BL	SP	Personal Fouls																					
			Total	%	A	C	D	X	6m	6mF	PS	CA	CO						CP	FP	DS	M6	CS	DE	P	EX														
*1	HRYANTHOS Anthony	10/18	56	7/8							3/7																													
Totals			10/18	56	7/8						3/7																													
																		Timeouts							2															
																		Exclusions with Substitution							1															
																		Exclusions w/Subst after 4 min.							0															

Head Coach	FATOVIC Elvis	YC
Official	HAMILL Timothy	
Official	KONTIC Dean (CRO)	

CRO - Croatia (Blue)

Cap No.	Name	Time Played	Goals/Shots											TF	ST	RB	BL	SP	Personal Fouls																						
			Total	%	A	C	D	X	6m	6mF	PS	CA	CO						CP	FP	DS	M6	CS	DE	P	EX															
*1	BIJAC Marko	32:00																																							
2	MACAN Marko	8:14																																							
3	FATOVIC Loren	23:07	2/4	50	0/2						2/2																														
*4	LONCAR Luka	16:08	0/1	0	0/1																																				
*5	JOKOVIC Maro	25:15	3/5	60	0/1						0/1																														
*6	BUKIC Luka	22:53	2/5	40	1/3						1/2																														
*7	VUKICEVIC Ante	18:48	0/5	0	0/2						0/3																														
8	BUSLJE Andro	11:52	0/1	0	0/1																																				
9	MILOS Lovre	13:09	0/2	0	0/1						0/1																														
10	VRLIC Josip	15:34																																							
*11	OBRADOVIC Paulo	15:08	1/2	50	0/1						1/1																														
*12	GARCIA GADEA Javier	21:52	0/1	0	0/1																																				
Team																																									
Totals			8/26	31	1/13						4/10																	5	5	7	1	1/4	7	6							
Cap No.	Goalkeepers	Time Played	Saves/Shots											TF	ST	RB	BL	SP	Personal Fouls																						
			Total	%	A	C	D	X	6m	6mF	PS	CA	CO						CP	FP	DS	M6	CS	DE	P	EX															
*1	BIJAC Marko	11/22	50	3/8							7/12	1/2																													
Totals			11/22	50	3/8						7/12	1/2																													
																		Timeouts							2																
																		Exclusions with Substitution							0																
																		Exclusions w/Subst after 4 min.							0																

Head Coach	TUCAK Ivica	YC
Official	SMODLAKA Mile	
Official	SUKNO Sandro	



Results

結果 / Résultats

AUS 11 - 8 CRO

(3:3, 2:0, 2:3, 4:2)

Match 9

Referees: OHME Frank (GER)
GOLDENBERG Michael (USA)

FINA Delegates: KURODA Katsumi
PINKER Guy

Period	AUS - Australia												CRO - Croatia															
	Possession		Goals (G) / Shots (Sh)						Extra Player Efficiency			EX			Possession		Goals (G) / Shots (Sh)						Extra Player Efficiency			EX		
	#	Time	AA		X		PS		G	EPS	%	S	N	#	Time	AA		X		PS		G	EPS	%	S	N		
Quarter 1	11	3:43	1	4	2	5			2	4	50			11	4:17		2	2	3	1	1	2	3	67				
Quarter 2	7	4:22	2	5										6	3:38		2		2			0	2	0				
Quarter 3	9	4:32	1	4	1	3			1	3	33			10	3:28	1	5	1	2	1	1	1	2	50				
Quarter 4	8	5:16	2	3	2	5			2	4	50	1		9	2:44	1	5	1	3			1	3	33				
Totals	35	17:53	6	16	5	13			5	11	45	1		36	14:07	2	14	4	10	2	2	4	10	40				

Match AUS - CRO														
Possession		Goals (G) / Shots (Sh)						Extra Player Efficiency			DE	EX		
#	Time	AA		X		PS		G	EPS	%		S	N	
71	32:00	8	30	9	23	2	2	9	21	43		1		

Legend:															
#	Number of possessions	%	Efficiency	*	Starting line-up	6m	6 metre direct shot in free throw situation								
6mF	6 metre shot after free throw and movement		A	Action shot		AA	All action shots (A, C, D, 6m, 6mF, CA and CO)								
BL	Blocked shots		C	Centre shot		CA	Counter attack shot								
CP	Centre forward position exclusion		CS	Counter attacking situation exclusion		CO	Corner shot								
DE	Double Exclusion		DS	Driving situation exclusion		EPS	Extra Player Situation		EX	Exclusion (S - with substitution, N - with substitution after 4 min.)					
FP	Field exclusion		G	Goals		M6	Exclusion in 6 metre free throw situation		D	Shot in driving situation					
P	Penalty Foul		PS	Penalty shot		RB	Rebounds		RC	Red Card		No.	Number		
SP	Sprint (Won/Sprints)		ST	Steals		TF	Turnover Fouls		X	Extra player shot		Sh	Shots		
									YC	Yellow Card					



Results

結果 / Résultats

ITA 6 - 6 GRE
(1:1, 1:1, 0:4, 4:0)

Match 10

Referees: BUCH Xevi (ESP)
IVANOVSKI Stanko (MNE)

FINA Delegates: BEBIC Milivoj
INOUE Takeshi

ITA - Italy (White)

Cap No.	Name	Time Played	Goals/Shots											TF	ST	RB	BL	SP	Personal Fouls																	
			Total	%	A	C	D	X	6m	6mF	PS	CA	CO						CP	FP	DS	M6	CS	DE	P	EX										
*1	Del LUNGO Marco	32:00															2																			
*2	Di FULVIO Francesco	28:17	0/3	0	0/1					0/2							1	2	3	2/2	1															
*3	LUONGO Stefano	14:28	1/4	25	1/1					0/3																										
4	FIGLIOLI Pietro	24:34	2/10	20	0/6					1/3			1/1							1	2/2															
*5	PRESCIUTTI Nicholas	15:43	0/1	0	0/1																	1														
*6	VELOTTO Alessandro	10:52	0/1	0	0/1													1	1				1													
7	RENZUTO IODICE Vincenzo	14:20	0/3	0					0/2	0/1									1				2													
*8	ECHENIQUE Gonzalo	26:39	1/4	25	0/2					1/2								2	2	1																
9	FIGARI Niccolo	10:40	0/1	0						0/1							1							1												
10	BODEGAS Michael Alexandre	15:59															2			1																
*11	AICARDI Matteo	16:01	2/3	67		2/2				0/1											2															
12	DOLCE Vincenzo	14:27	0/1	0						0/1							1								1											
Team																	2																			
Totals			6/31	19	1/12	2/2			2/13	0/3			1/1				7	5	6	9	4/4	4	3													
Cap No.	Goalkeepers	Saves/Shots														Timeouts																				
*1	Del LUNGO Marco	11/17	65	6/8				3/5	2/4										Exclusions with Substitution		0															
Totals		11/17	65	6/8				3/5	2/4									Exclusions w/Subst after 4 min.		0																

Head Coach	CAMPAGNA Alessandro
Official	DUSPIVA Alessandro
Official	POMILIO Amedeo

GRE - Greece (Blue)

Cap No.	Name	Time Played	Goals/Shots											TF	ST	RB	BL	SP	Personal Fouls																
			Total	%	A	C	D	X	6m	6mF	PS	CA	CO						CP	FP	DS	M6	CS	DE	P	EX									
*1	ZERDEVAS Emmanouil	32:00																	2	2	0/1	1	1				1							S	
*2	GENIDOUNIAS Konstantinos	28:44	1/6	17	0/3				0/1	1/2										2															
*3	SKOUMPAKIS Dimitrios	15:39	0/2	0	0/2															2															
*4	KAPOTSIS Marios	17:59	1/3	33	1/3														1	1															
*5	FOUNTOULIS Ioannis	24:22	0/5	0	0/3				0/2										1			2				1								S	
*6	PAPANASTASIOU Alexandros	24:50	1/3	33	1/2				0/1									1	1	1	0/2	1									1				
7	DERVISIS Georgios	8:33																				1													
8	ARGYROPOULOS KANAKAKIS Stylianos	21:48	1/6	17	0/3				1/1	0/2								1			0/1	1													
9	MOURIKIS Konstantinos	10:26	1/3	33		0/1			1/2									1				1	1												
10	KOLOMIVOS Christodoulos	14:16	0/1	0		0/1												2																	
11	GKIOUVETSIS Konstantinos	1:35																																	
*12	VLACHOPOULOS Angelos	23:48	1/1	100						1/1									1			2	1												S
Team																	1																		
Totals			6/30	20	2/16	0/2			2/7	2/5							1	5	6	6	0/4	7	5			1	1			1	1			3	
Cap No.	Goalkeepers	Saves/Shots														Timeouts																			
*1	ZERDEVAS Emmanouil	15/21	71	7/8	0/2			7/9	1/1				0/1						Exclusions with Substitution		3														
Totals		15/21	71	7/8	0/2			7/9	1/1				0/1					Exclusions w/Subst after 4 min.		0															

Head Coach	VLACHOS Theodoros
Official	KRAVARITIS Dimitrios
Official	MARINOS Georgios



Results

結果 / Résultats

ITA 6 - 6 GRE
(1:1, 1:1, 0:4, 4:0)

Match 10

Referees: BUCH Xevi (ESP)
IVANOVSKI Stanko (MNE)

FINA Delegates: BEBIC Milivoj
INOUE Takeshi

Period	ITA - Italy												GRE - Greece															
	Possession		Goals (G) / Shots (Sh)						Extra Player Efficiency			EX			Possession		Goals (G) / Shots (Sh)						Extra Player Efficiency			EX		
	#	Time	AA		X		PS		G	EPS	%	S	N	#	Time	AA		X		PS		G	EPS	%	S	N		
Quarter 1	8	3:24	1	3		3			0	2	0			8	4:36		6	1	3			1	2	50				
Quarter 2	11	3:27	1	6		2			0	2	0			7	4:33	1	7		1			0	1	0				
Quarter 3	7	5:32		7		3			0	1	0			8	2:28	3	5	1	1			1	1	100				
Quarter 4	8	4:08	1	1	2	5	1	1	2	4	50			9	3:52		5		2			0	2	0	3			
Totals	34	16:31	3	17	2	13	1	1	2	9	22			32	15:29	4	23	2	7			2	6	33	3			

Match ITA - GRE														
Possession		Goals (G) / Shots (Sh)						Extra Player Efficiency			DE	EX		
#	Time	AA		X		PS		G	EPS	%		S	N	
66	32:00	7	40	4	20	1	1	4	15	27		3		

Legend:															
#	Number of possessions	%	Efficiency	*	Starting line-up	6m	6 metre direct shot in free throw situation								
6mF	6 metre shot after free throw and movement						A	Action shot							
AA	All action shots (A, C, D, 6mF, CA and CO)						CA	Counter attack shot							
BL	Blocked shots						C	Centre shot							
CP	Centre forward position exclusion						CS	Counter attacking situation exclusion							
DE	Double Exclusion						DS	Driving situation exclusion							
EP	Field exclusion						EPS	Extra Player Situation							
EX	Exclusion (S - with substitution, N - with substitution after 4 min.)						M6	Exclusion in 6 metre free throw situation							
FP	Penalty Foul						RB	Rebounds							
P	Sprint (Won/Sprints)						RC	Red Card							
SP							ST	Steals							
						TF	Turnover Fouls								
						X	Extra player shot								
						YC	Yellow Card								
						D	Shot in driving situation								
						No.	Number								
						Sh	Shots								



TUE 27 JUL 2021
Start Time: 18:20

Preliminary Round - Group A
予選ラウンド - グループA / Tour Préliminaire - groupe A

Results

結果 / Résultats

JPN 11 - 16 HUN
(3:4, 5:4, 2:5, 1:3)

Match 11

Referees: ZWART Michiel (NED)
PERIS Nenad (CRO)

FINA Delegates: KRIVOKAPIC Milorad
BALFANBAYEV Alan

JPN - Japan (White)

Cap No.	Name	Time Played	Goals/Shots											TF	ST	RB	BL	SP	Personal Fouls																															
			Total	%	A	C	D	X	6m	6mF	PS	CA	CO						CP	FP	DS	M6	CS	DE	P	EX																								
*1	TANAMURA Katsuyuki	32:00																2																																
*2	ADACHI Seiya	24:38																		0/2						1									1															
*3	KOPPU Harukiirario	24:19	1/4	25	0/2	1/1																																												
*4	SHIGA Mitsuaki	20:47	0/1	0	0/1															0/1					1	1																								
5	YOSHIDA Takuma	20:11	2/5	40	1/4						1/1																																							
6	SUZUKI Toi	9:00																																																
7	SHIMIZU Yusuke	6:18																																																
8	TAKATA Mitsuru	11:01	1/4	25	1/4																																													
*9	ARAI Atsushi	24:15	1/5	20	0/1						1/2	0/1								0/1														1																
*10	INABA Yusuke	24:31	3/10	30	1/6						2/4											1																												
*11	OKAWA Keigo	19:25	3/6	50	2/4																																													
12	ARAKI Kenta	7:35																																																
Team																		1																																
Totals			11/35	31	5/22	1/1	0/1	3/7	1/2									1/2						1	3	6		0/4	1	5		1			2															
Cap No.	Goalkeepers	Time Played	Saves/Shots																																															
			Total	%	A	C	D	X	6m	6mF	PS	CA	CO																																					
*1	TANAMURA Katsuyuki	32:00	11/27	41	6/9	3/7	0/1	0/6	1/1				1/2	0/1																																				
Totals			11/27	41	6/9	3/7	0/1	0/6	1/1				1/2	0/1																																				

Timeouts	1
Exclusions with Substitution	0
Exclusions w/Subst after 4 min.	0

Head Coach	OMOTO Yoji
Official	SHIOTA Yoshinori
Official	NAKASHIMA Takamitsu

HUN - Hungary (Blue)

Cap No.	Name	Time Played	Goals/Shots											TF	ST	RB	BL	SP	Personal Fouls																															
			Total	%	A	C	D	X	6m	6mF	PS	CA	CO						CP	FP	DS	M6	CS	DE	P	EX																								
1	NAGY Viktor																																																	
2	ANGYAL Daniel	17:46	2/4	50		1/2					1/2													1																										
3	MANHERCZ Krisztian	19:55	1/2	50							1/1				0/1							1/1																												
*4	ZALANKI Gergo	25:42	4/4	100	2/2						1/1				1/1																																			
5	VAMOS Marton	20:58	2/5	40	0/3						1/1				1/1																																			
6	HOSNYANSZKY Norbert	15:13	0/2	0	0/1						0/1																																							
*7	PASZTOR Matyas	19:02	1/1	100							1/1																																							
*8	JANSIK Szilard	16:54	0/3	0		0/2					0/1																																							
*9	ERDELYI Balazs	20:32	3/5	60	1/3						1/1	1/1										1/1																												
*10	VARGA Denes	22:00	1/3	33	0/2	1/1																																												
*12	HARAI Balazs	13:58	2/4	50	0/1	2/3																																												
*13	VOGEL Soma	32:00																																																
Team																		1																																
Totals			16/33	48	3/12	4/8	1/1	6/7	0/2						1/2	1/1							5	9	8	6	4/4	1	3					5																
Cap No.	Goalkeepers	Time Played	Saves/Shots																																															
			Total	%	A	C	D	X	6m	6mF	PS	CA	CO																																					
1	NAGY Viktor																																																	
*13	VOGEL Soma	32:00	12/23	52	10/15	0/1	1/1	1/4	0/1						0/1																																			
Totals			12/23	52	10/15	0/1	1/1	1/4	0/1						0/1																																			

Timeouts	0
Exclusions with Substitution	0
Exclusions w/Subst after 4 min.	0

Head Coach	MARCZ Tamas	YC
Official	NEMETH Zsolt	
Official	MATEFALVY Csaba	



Results

結果 / Résultats

Match 11

JPN 11 - 16 HUN

(3:4, 5:4, 2:5, 1:3)

Referees: ZWART Michiel (NED)
PERIS Nenad (CRO)

FINA Delegates: KRIVOKAPIC Milorad
BALFANBAYEV Alan

Period	JPN - Japan												HUN - Hungary															
	Possession		Goals (G) / Shots (Sh)						Extra Player Efficiency			EX			Possession		Goals (G) / Shots (Sh)						Extra Player Efficiency			EX		
	#	Time	AA		X		PS		G	EPS	%	S	N	#	Time	AA		X		PS		G	EPS	%	S	N		
Quarter 1	10	4:45	2	9	1	2			1	2	50			11	3:15	2	6	2	2			2	2	100				
Quarter 2	10	4:22	5	10										12	3:38	3	8			1	2							
Quarter 3	9	5:20		4	2	3			2	3	67			10	2:40	2	4	3	3			3	3	100				
Quarter 4	6	5:32	1	5		2			0	2	0			12	2:28	2	6	1	2			1	2	50				
Totals	35	19:59	8	28	3	7			3	7	43			45	12:01	9	24	6	7	1	2	6	7	86				

Match JPN - HUN														
Possession		Goals (G) / Shots (Sh)						Extra Player Efficiency			DE	EX		
#	Time	AA		X		PS		G	EPS	%		S	N	
80	32:00	17	52	9	14	1	2	9	14	64				

Legend:														
#	Number of possessions	%	Efficiency	*	Starting line-up	6m	6 metre direct shot in free throw situation							
6mF	6 metre shot after free throw and movement			A	Action shot	AA	All action shots (A, C, D, 6m, 6mF, CA and CO)							
BL	Blocked shots	C	Centre shot	CA	Counter attack shot	CO	Corner shot							
CP	Centre forward position exclusion			CS	Counter attacking situation exclusion									
DE	Double Exclusion	DS	Driving situation exclusion	EPS	Extra Player Situation	EX	Exclusion (S - with substitution, N - with substitution after 4 min.)							
FP	Field exclusion	G	Goals	M6	Exclusion in 6 metre free throw situation									
P	Penalty Foul	PS	Penalty shot	RB	Rebounds	RC	Red Card							
SP	Sprint (Won/Sprints)	ST	Steals	TF	Turnover Fouls	X	Extra player shot							
							YC	Yellow Card						


 TUE 27 JUL 2021
 Start Time: 10:00

 Preliminary Round - Group A
 予選ラウンド - グループA / Tour Préliminaire - groupe A

Results

結果 / Résultats

 REVISED
 30 JUL 16:53

Match 12

RSA 3 - 20 USA
 (0:3, 1:9, 1:3, 1:5)

 Referees: ZHANG Liang (CHN)
 PUTNIKOVIC Vojin (SRB)

 FINA Delegates: SHARONOV Evgeny
 SHAW William

RSA - South Africa (White)

Cap No.	Name	Time Played	Goals/Shots											TF	ST	RB	BL	SP	Personal Fouls														
			Total	%	A	C	D	X	6m	6mF	PS	CA	CO						CP	FP	DS	M6	CS	DE	P	EX							
*2	CARD Devon	10:27														2							2						1				S
3	REZELMAN Timothy	17:13	0/1	0	0/1																												
4	BADENHORST Nardus	12:25	1/4	25		0/3		1/1																									
*5	LAURENSON Cameron Bain	19:08	0/1	0	0/1													1					3									S	
*6	STONE Ross	26:39	0/4	0	0/2			0/2								1		2	1	0/1											1		
*7	EVEZARD Jason	24:19	1/5	20	1/5												1				1/2												
*8	RODDA Nicholas	26:30	0/6	0	0/5				0/1								1	1	1	0/1						1							
9	MARGRO Yaseen	15:43	1/2	50				0/1					1/1				1						1		1		1		1	S			
10	MAYMAN Mogamad Farouk	15:30																1					1										
11	NEILL Liam	15:48	0/1	0		0/1										2	1																
*12	STEWART Donn	8:18	0/3	0	0/3																		1				1		1		1	S	
*13	MAY Gareth	32:00																															
Team																4																	
Totals			3/27	11	1/17	0/4		1/4	0/1					1/1		9	4	5	2	1/4	7	1			1	3		3	4				
Cap No.	Goalkeepers	Time Played	Saves/Shots											Personal Fouls																			
			Total	%	A	C	D	X	6m	6mF	PS	CA	CO																				
*13	MAY Gareth	5:25	20	1/5	2/5			0/8	0/1			0/2	2/4																				
Totals			5/25	20	1/5	2/5			0/8	0/1			0/2	2/4																			
																Timeouts							1										
																Exclusions with Substitution							4										
																Exclusions w/Subst after 4 min.							0										

Head Coach	MARTIN Paul
Official	MARLOW Vaughn
Official	METH Rowen

USA - United States (Blue)

Cap No.	Name	Time Played	Goals/Shots											TF	ST	RB	BL	SP	Personal Fouls													
			Total	%	A	C	D	X	6m	6mF	PS	CA	CO						CP	FP	DS	M6	CS	DE	P	EX						
*1	WOLF Alex	32:00															2															
*2	HOOPER Johnny	18:54	3/9	33	0/1			1/3				2/2	0/3						1	3/3												
3	VAVIC Marko	18:30	1/2	50	1/1		0/1									1																
4	OBERT Alex	15:08	0/1	0		0/1																										
*5	DAUBE Hannes	22:08	2/3	67				1/1	1/1			0/1						2			1											
*6	CUPIDO Luca	21:25	1/1	100		1/1									1	1		1														
*7	HALLOCK Ben	17:07	4/9	44		2/7		2/2							1	1	3	1														
8	WOODHEAD Dylan	11:23	2/2	100				1/1				1/1									2											
*9	BOWEN Alex	16:54	2/2	100	1/1			1/1								1																
10	STEVENSON Ben	17:49	3/3	100	1/1			1/1				1/1						1	1	1	0/1											
11	SMITH Jesse	10:48	0/2	0	0/1							0/1									1											
*12	IRVING Max	21:54	2/2	100	1/1			1/1								1		1														
Team																																
Totals			20/36	56	4/6	3/9	0/1	8/10	1/1			2/3	2/6		2	8	6	5	3/4	4												
Cap No.	Goalkeepers	Time Played	Saves/Shots											Personal Fouls																		
			Total	%	A	C	D	X	6m	6mF	PS	CA	CO																			
*1	WOLF Alex	13:16	81	9/10	3/3			1/2				0/1																				
Totals			13/16	81	9/10	3/3			1/2				0/1																			
																Timeouts							2									
																Exclusions with Substitution							0									
																Exclusions w/Subst after 4 min.							0									

Head Coach	UDOVICIC Dejan (SRB)
Official	RODRIGUEZ Alex
Official	ARROYO Gavin



Results

結果 / Résultats

REVISED
30 JUL 16:53

Match 12

RSA 3 - 20 USA
(0:3, 1:9, 1:3, 1:5)

Referees: ZHANG Liang (CHN)
PUTNIKOVIC Vojin (SRB)

FINA Delegates: SHARONOV Evgeny
SHAW William

Period	RSA - South Africa												USA - United States															
	Possession		Goals (G) / Shots (Sh)						Extra Player Efficiency			EX			Possession		Goals (G) / Shots (Sh)						Extra Player Efficiency			EX		
	#	Time	AA		X		PS		G	EPS	%	S	N	#	Time	AA		X		PS		G	EPS	%	S	N		
Quarter 1	10	4:20		6		1			0	1	0			11	3:40	3	8		1		1	0	1	0				
Quarter 2	9	5:02	1	8								1		10	2:58	4	5	4	4	1	1	4	4	100				
Quarter 3	9	4:07	1	5								1		9	3:53	3	3	3			3	3	100					
Quarter 4	7	4:58		4	1	3			1	2	50	2		10	3:02	3	7	1	2	1	1	1	2	50				
Totals	35	18:27	2	23	1	4			1	3	33	4		40	13:33	10	23	8	10	2	3	8	10	80				

Match RSA - USA														
Possession		Goals (G) / Shots (Sh)						Extra Player Efficiency			DE	EX		
#	Time	AA		X		PS		G	EPS	%		S	N	
75	32:00	12	46	9	14	2	3	9	13	69		4		

Legend:														
#	Number of possessions	%	Efficiency	*	Starting line-up	6m	6 metre direct shot in free throw situation							
6mF	6 metre shot after free throw and movement	A	Action shot	AA	All action shots (A, C, D, 6m, 6mF, CA and CO)									
BL	Blocked shots	C	Centre shot	CA	Counter attack shot	CO	Corner shot							
CP	Centre forward position exclusion	CS	Counter attacking situation exclusion	D	Shot in driving situation									
DE	Double Exclusion	DS	Driving situation exclusion	EPS	Extra Player Situation	EX	Exclusion (S - with substitution, N - with substitution after 4 min.)							
FP	Field exclusion	G	Goals	M6	Exclusion in 6 metre free throw situation	No.	Number							
P	Penalty Foul	PS	Penalty shot	RB	Rebounds	RC	Red Card							
SP	Sprint (Won/Sprints)	ST	Steals	TF	Turnover Fouls	X	Extra player shot							
						YC	Yellow Card							

REVISED

Corrected Extra Player Situations



Results

結果 / Résultats

Match 13

GRE 10 - 9 JPN
(1:1, 4:4, 2:1, 3:3)

Referees: ALEXANDRESCU Adrian (ROU)
PUTNIKOVIC Vojin (SRB)

FINA Delegates: ZHAO Qi

GRE - Greece (White)

Cap No.	Name	Time Played	Goals/Shots											TF	ST	RB	BL	SP	Personal Fouls																			
			Total	%	A	C	D	X	6m	6mF	PS	CA	CO						CP	FP	DS	M6	CS	DE	P	EX												
*1	ZERDEVAS Emmanouil	32:00																1																				
*2	GENIDOUNIAS Konstantinos	29:45	3/11	27	2/7				1/2		0/1			0/1				1	1	2	1/2																	
3	SKOUMPAKIS Dimitrios	9:49	1/1	100		1/1											1	1			1																	
4	KAPOTSIS Marios	28:00	3/3	100				3/3									1	1	1	1									1									
*5	FOUNTOULIS Ioannis	11:28	0/1	0									0/1						1		1														1	S		
*6	PAPANASTASIOU Alexandros	13:34	0/1	0	0/1														1	1	1/1	2														1	S	
7	DERVISIS Georgios	21:16															1	1		2	0/1	1					1											
*8	ARGYROPOULOS KANAKAKIS Stylianos	26:26	1/5	20	0/2			1/3									1			1	2																	
9	MOURIKIS Konstantinos	8:47	1/1	100		1/1											1		1																			
*10	KOLOMVOS Christodoulos	9:28	1/2	50	0/1			1/1									1	2			1																	
11	GKIOUVETSIS Konstantinos	12:13	0/2	0	0/2																																	
*12	VLACHOPOULOS Angelos	21:14	0/3	0	0/3												1		4	1		2	1															S
Team																	1																					
Totals			10/30	33	2/16	2/2		6/9		0/1			0/2				8	7	9	8	2/4	10	1		2	1	1	1	1	1	1							
Cap No.	Goalkeepers		Saves/Shots											Timeouts																								
			Total	%	A	C	D	X	6m	6mF	PS	CA	CO																									
*1	ZERDEVAS Emmanouil	7/16	44	3/5				4/7	0/1			0/1	0/2	1																								
Totals			7/16	44	3/5			4/7	0/1			0/1	0/2	3																								
																Exclusions with Substitution				3																		
																Exclusions w/Subst after 4 min.				0																		

Head Coach	VLACHOS Theodoros	YC
Official	KRAVARITIS Dimitrios	
Official	MARINOS Georgios	

JPN - Japan (Blue)

Cap No.	Name	Time Played	Goals/Shots											TF	ST	RB	BL	SP	Personal Fouls																			
			Total	%	A	C	D	X	6m	6mF	PS	CA	CO						CP	FP	DS	M6	CS	DE	P	EX												
*1	TANAMURA Katsuyuki	32:00															2	1																				
*2	ADACHI Seiya	20:57	3/6	50	1/2			0/2	1/1			1/1					1			1/2																		
*3	KOPPU Harukiirario	21:53																	1		3																S	
*4	SHIGA Mitsuaki	21:07	0/1	0				0/1													1																	
5	YOSHIDA Takuma	22:16	1/5	20	0/2			0/2				1/1																										
6	SUZUKI Toi	8:50	0/2	0				0/2												0/1																		
7	SHIMIZU Yusuke	6:45	0/1	0				0/1									1																					
8	TAKATA Mitsuru	13:33															1		2	1																		
*9	ARAI Atsushi	27:18	2/4	50	0/1			2/3										1	2	1	1/1	1															1	
*10	INABA Yusuke	23:42	2/7	29	1/3			0/2		0/1	1/1						1																					
*11	OKAWA Keigo	20:17	0/1	0	0/1														1		1																	
12	ARAKI Kenta	5:22	1/1	100				1/1																				1										
Team																																						
Totals			9/28	32	2/9			3/14	1/1	0/1	1/1	2/2					4	3	6	3	2/4	7	2		1		1	1	1	1								
Cap No.	Goalkeepers		Saves/Shots											Timeouts																								
			Total	%	A	C	D	X	6m	6mF	PS	CA	CO																									
*1	TANAMURA Katsuyuki	11/21	52	8/10	0/2			1/7		1/1		1/1		2																								
Totals			11/21	52	8/10	0/2		1/7		1/1		1/1		1																								
																Exclusions with Substitution				1																		
																Exclusions w/Subst after 4 min.				0																		

Head Coach	OMOTO Yoji
Official	SHIOTA Yoshinori
Official	NAKASHIMA Takamitsu



Results

結果 / Résultats

Match 13

GRE 10 - 9 JPN

(1:1, 4:4, 2:1, 3:3)

Referees: ALEXANDRESCU Adrian (ROU)
PUTNIKOVIC Vojin (SRB)

FINA Delegates: ZHAO Qi

Period	GRE - Greece												JPN - Japan															
	Possession		Goals (G) / Shots (Sh)						Extra Player Efficiency			EX			Possession		Goals (G) / Shots (Sh)						Extra Player Efficiency			EX		
	#	Time	AA		X		PS		G	EPS	%	S	N	#	Time	AA		X		PS		G	EPS	%	S	N		
Quarter 1	11	5:01		4	1	2			1	2	50			11	2:59		4		3	1	1	0	3	0				
Quarter 2	9	4:33	2	4	2	4			2	3	67	1		9	2:53	3	3	1	5			1	4	25				
Quarter 3	13	2:17	1	8	1	1			1	1	100			7	5:43	1	4		2			0	1	0				
Quarter 4	8	3:30	1	5	2	2			2	2	100	2		7	4:30	1	2	2	4			2	3	67	1			
Totals	41	15:21	4	21	6	9			6	8	75	3		34	16:05	5	13	3	14	1	1	3	11	27	1			

Match GRE - JPN														
Possession		Goals (G) / Shots (Sh)						Extra Player Efficiency			DE	EX		
#	Time	AA		X		PS		G	EPS	%		S	N	
75	32:00	9	34	9	23	1	1	9	19	47	2	4		

Legend:														
#	Number of possessions	%	Efficiency	*	Starting line-up	6m	6 metre direct shot in free throw situation							
6mF	6 metre shot after free throw and movement			A	Action shot	AA	All action shots (A, C, D, 6m, 6mF, CA and CO)							
BL	Blocked shots	C	Centre shot	CA	Counter attack shot	CO	Corner shot							
CP	Centre forward position exclusion			CS	Counter attacking situation exclusion									
DE	Double Exclusion	DS	Driving situation exclusion	EPS	Extra Player Situation	EX	Exclusion (S - with substitution, N - with substitution after 4 min.)							
FP	Field exclusion	G	Goals	M6	Exclusion in 6 metre free throw situation									
P	Penalty Foul	PS	Penalty shot	RB	Rebounds	RC	Red Card							
SP	Sprint (Won/Sprints)	ST	Steals	TF	Turnover Fouls	X	Extra player shot							
						YC	Yellow Card							



THU 29 JUL 2021
Start Time: 14:00

Preliminary Round - Group A
予選ラウンド - グループA / Tour Préliminaire - groupe A

Results

結果 / Résultats

USA 11 - 12 ITA

(4:2, 3:3, 2:3, 2:4)

Match 14

Referees: DERVIEUX Sebastien (FRA)
BUCH Xevi (ESP)

FINA Delegates: HOEPELMAN Ilija
KURODA Katsumi

USA - United States (White)

Cap No.	Name	Time Played	Goals/Shots											TF	ST	RB	BL	SP	Personal Fouls																		
			Total	%	A	C	D	X	6m	6mF	PS	CA	CO						CP	FP	DS	M6	CS	DE	P	EX											
*2	HOOPER Johnny	21:30	1/1	100					1/1										2/3																		
3	VAVIC Marko	20:22	1/6	17	1/5				0/1															1	1												
*4	OBERT Alex	15:11	2/2	100		1/1			1/1															1												1	
*5	DAUBE Hannes	22:52	1/7	14	0/2				0/4	1/1																										1	
*6	CUPIDO Luca	23:07	2/5	40			0/1		2/3																	1											
7	HALLOCK Ben	17:06	0/1	0			0/1																	3													
8	WOODHEAD Dylan	12:14																							1												
*9	BOWEN Alex	20:34	2/6	33	0/2				1/1	0/1			1/2																								
10	STEVENSON Ben	11:57	0/1	0	0/1																							0/1									
11	SMITH Jesse	4:11																																			S
*12	IRVING Max	22:56	2/2	100					1/1					1/1																							
*13	HOLLAND Drew	32:00																																			
Team												1																									
Totals			11/31	35	1/10	1/3			6/12	1/2				2/3	0/1				9	2	4	6	2/4	7	2	1		2								2	1
Cap No.	Goalkeepers	Saves/Shots														Timeouts																					
		Total	%	A	C	D	X	6m	6mF	PS	CA	CO																									
*13	HOLLAND Drew	11/23	48	8/11			1/8			0/1	2/3																										
Totals		11/23	48	8/11			1/8			0/1	2/3		2																								
												Exclusions with Substitution								1																	
												Exclusions w/Subst after 4 min.								0																	

Head Coach	UDOVICIC Dejan (SRB)	YC
Official	RODRIGUEZ Alex	
Official	ARROYO Gavin	

ITA - Italy (Blue)

Cap No.	Name	Time Played	Goals/Shots											TF	ST	RB	BL	SP	Personal Fouls																			
			Total	%	A	C	D	X	6m	6mF	PS	CA	CO						CP	FP	DS	M6	CS	DE	P	EX												
*1	Del LUNGO Marco	32:00																																				
*2	Di FULVIO Francesco	30:30	5/13	38	2/4			2/4	0/3		1/1	0/1				1	1	1	1/2		1																	
3	LUONGO Stefano	22:39	3/6	50	0/1			3/5									1	1	1/1																			
*4	FIGLIOLI Pietro	26:06	2/7	29	1/5			1/1			0/1								0/1		2																	
*5	PRESCIUTTI Nicholas	24:03	2/4	50	0/2			1/1					1/1			1	1	1			2																	
6	VELOTTO Alessandro	7:38	0/1	0									0/1																									
7	RENTUTO IODICE Vincenzo	13:09	0/1	0	0/1												1		1																	1		
*8	ECHENIQUE Gonzalo	27:16	0/3	0	0/1			0/1						0/1			1	1	1																			
9	FIGARI Niccolo	9:07																1	1	1		2																
10	BODEGAS Michael Alexandre	10:05																				1															2	S
*11	AICARDI Matteo	12:47																				1	1															
*12	DOLCE Vincenzo	8:40																			2																	
Team												1																										
Totals			12/35	34	3/14			7/12	0/3		1/2	1/4				4	4	5	4	2/4	7	5															3	1
Cap No.	Goalkeepers	Saves/Shots														Timeouts																						
		Total	%	A	C	D	X	6m	6mF	PS	CA	CO																										
*1	Del LUNGO Marco	13/24	54	6/7	1/2		4/10	1/2		1/3																												
Totals		13/24	54	6/7	1/2		4/10	1/2		1/3			2																									
												Exclusions with Substitution								1																		
												Exclusions w/Subst after 4 min.								0																		

Head Coach	CAMPAGNA Alessandro
Official	DUSPIVA Alessandro
Official	POMILIO Amedeo



Results

結果 / Résultats

USA 11 - 12 ITA

(4:2, 3:3, 2:3, 2:4)

Match 14

Referees: DERVIEUX Sebastien (FRA)
BUCH Xevi (ESP)

FINA Delegates: HOEPELMAN Ilija
KURODA Katsumi

Period	USA - United States												ITA - Italy															
	Possession		Goals (G) / Shots (Sh)						Extra Player Efficiency			EX			Possession		Goals (G) / Shots (Sh)						Extra Player Efficiency			EX		
	#	Time	AA		X		PS		G	EPS	%	S	N	#	Time	AA		X		PS		G	EPS	%	S	N		
Quarter 1	12	3:03		4	2	3	2	2	2	2	100			10	4:57	1	8	1	1			1	1	100				
Quarter 2	10	3:19	1	4	2	4			2	3	67			10	4:41	2	6	1	3			1	2	50				
Quarter 3	8	5:04	1	4	1	1			1	1	100			10	2:56		5	3	4			3	4	75	1			
Quarter 4	6	5:25	1	4	1	4			1	3	33	1		9	2:35	1	2	2	4	1	2	2	3	67				
Totals	36	16:51	3	16	6	12	2	3	6	9	67	1		39	15:09	4	21	7	12	1	2	7	10	70	1			

Match USA - ITA														
Possession		Goals (G) / Shots (Sh)						Extra Player Efficiency			DE	EX		
#	Time	AA		X		PS		G	EPS	%		S	N	
75	32:00	7	37	13	24	3	5	13	19	68		2		

Legend:														
#	Number of possessions	%	Efficiency	*	Starting line-up	6m	6 metre direct shot in free throw situation							
6mF	6 metre shot after free throw and movement			A	Action shot	AA	All action shots (A, C, D, 6m, 6mF, CA and CO)							
BL	Blocked shots	C	Centre shot	CA	Counter attack shot	CO	Corner shot							
CP	Centre forward position exclusion			CS	Counter attacking situation exclusion									
DE	Double Exclusion	DS	Driving situation exclusion	EPS	Extra Player Situation	EX	Exclusion (S - with substitution, N - with substitution after 4 min.)							
FP	Field exclusion	G	Goals	M6	Exclusion in 6 metre free throw situation	No.	Number							
P	Penalty Foul	PS	Penalty shot	RB	Rebounds	RC	Red Card							
SP	Sprint (Won/Sprints)	ST	Steals	TF	Turnover Fouls	X	Extra player shot							
						YC	Yellow Card							



Results

結果 / Résultats

HUN 23 - 1 RSA

(4:0, 5:0, 8:0, 6:1)

Match 15

Referees: DANERS CHAO Daniel Federico (URU)
MOLLER German (ARG)

FINA Delegates: BALFANBAYEV Alan
KRIVOKAPIC Milorad

Period	HUN - Hungary												RSA - South Africa															
	Possession		Goals (G) / Shots (Sh)						Extra Player Efficiency			EX			Possession		Goals (G) / Shots (Sh)						Extra Player Efficiency			EX		
	#	Time	AA		X		PS		G	EPS	%	S	N	#	Time	AA		X		PS		G	EPS	%	S	N		
Quarter 1	10	2:38	3	9	1	2			1	2	50			7	5:22		6											
Quarter 2	12	3:05	3	8	1	2	1	1	1	2	50			9	4:55		4		1			0	1	0				
Quarter 3	11	2:27	5	6	3	3			3	3	100			7	5:33		3		2			0	2	0	1			
Quarter 4	9	3:09	4	5	2	2			2	2	100	1		7	4:51		3	1	3			1	2	50				
Totals	42	11:19	15	28	7	9	1	1	7	9	78	1		30	20:41		16	1	6			1	5	20	1			

Match HUN - RSA														
Possession		Goals (G) / Shots (Sh)						Extra Player Efficiency			DE	EX		
#	Time	AA		X		PS		G	EPS	%		S	N	
72	32:00	15	44	8	15	1	1	8	14	57		2		

Legend:														
#	Number of possessions	%	Efficiency	*	Starting line-up	6m	6 metre direct shot in free throw situation							
6mF	6 metre shot after free throw and movement			A	Action shot	AA	All action shots (A, C, D, 6m, 6mF, CA and CO)							
BL	Blocked shots	C	Centre shot	CA	Counter attack shot	CO	Corner shot							
CP	Centre forward position exclusion			CS	Counter attacking situation exclusion									
DE	Double Exclusion	DS	Driving situation exclusion	EPS	Extra Player Situation	EX	Exclusion (S - with substitution, N - with substitution after 4 min.)							
FP	Field exclusion	G	Goals	M6	Exclusion in 6 metre free throw situation	No.	Number							
P	Penalty Foul	PS	Penalty shot	RB	Rebounds	RC	Red Card							
SP	Sprint (Won/Sprints)	ST	Steals	TF	Turnover Fouls	X	Extra player shot							
						YC	Yellow Card							



THU 29 JUL 2021
Start Time: 11:30

Preliminary Round - Group B
予選ラウンド - グループB / Tour Préliminaire - groupe B

Results

結果 / Résultats

Match 16

ESP 16 - 4 KAZ (3:0, 3:0, 5:2, 5:2)

Referees: GOLDENBERG Michael (USA)
WILLIS Dion (RSA)

FINA Delegates: HOEPELMAN Ilija
BEBIC Milivoj

ESP - Spain (White)

Cap No.	Name	Time Played	Goals/Shots										TF	ST	RB	BL	SP	Personal Fouls																		
			Total	%	A	C	D	X	6m	6mF	PS	CA						CO	CP	FP	DS	M6	CS	DE	P	EX										
*2	MUNARRIZ EGANA Alberto	19:11	1/2	50	0/1									1/1						1	1															S
*3	GRANADOS ORTEGA Alvaro	22:45	5/7	71	2/3					0/1				2/2	1/1						1	1		1/2			1	1								
4	SANAHUJA Bernat	19:56	3/8	38	0/3				1/1	2/2					0/2						1	2	1	1/1		1	1									
*5	de TORO DOMINGUEZ Miguel	18:55	1/1	100					1/1											2		1														
*6	LARUMBE GONFAUS Marc	17:02																																		
7	FAMERA Martin																																			
8	FERNANDEZ MIRANDA Francisco	25:08	2/2	100		1/1			1/1													2	1	1/1		1										
9	TAHULL COMPTE Roger	13:05	1/3	33		1/1			0/2														1													
*10	PERRONE ROCHA Felipe	18:24	0/1	0	0/1																			1												
11	MALLARACH GUELL Blai	19:50	2/4	50	2/3						0/1									2												1				
*12	BUSTOS SANCHEZ Alejandro	17:44	1/1	100					1/1															1												
*13	AGUIRRE Unai	32:00																				1														
Team																		2																		
Totals			16/29	55	4/11	2/2	1/1	5/8	0/1				2/2	2/4						4	7	8	5	3/4	6	2			2	1					1	

Cap No.	Goalkeepers	Time Played	Saves/Shots										Timeouts																								
			Total	%	A	C	D	X	6m	6mF	PS	CA	CO	Exclusions with Substitution	Exclusions w/Subst after 4 min.																						
*13	AGUIRRE Unai	17/21	81	10/11	2/3			4/6						1/1																							
Totals			17/21	81	10/11	2/3			4/6						1/1																						

Head Coach	MARTIN LOZANO David
Official	IVANOV PIRALKOV Svilen
Official	APARICIO SUNEN Antonio Francisco

KAZ - Kazakhstan (Blue)

Cap No.	Name	Time Played	Goals/Shots										TF	ST	RB	BL	SP	Personal Fouls																			
			Total	%	A	C	D	X	6m	6mF	PS	CA						CO	CP	FP	DS	M6	CS	DE	P	EX											
*1	MAKHMETOV Madikhan	32:00																																			
*2	MEDVEDEV Yevgeniy	18:28	0/2	0	0/2																	1	1	0/2		1	1									1	
3	AUBAKIROV Miras	14:13	0/2	0	0/1	0/1														1				0/2													
*4	MARKOVIC Dusan	19:13	1/2	50	0/1				1/1												2	3	1		1												
5	SHMIDER Alexey	16:29	0/1	0					0/1															0/1		1											1
6	ARTYUKH Danil	6:03																						2													
*7	SHAKENOV Murat	24:54	0/8	0	0/7				0/1												1	1		1/1													
*8	VUKSANOVIC Srdan	29:33	2/8	25	1/4				1/3					0/1						1	1		1														
*9	UKUMANOV Rustam	16:53	0/1	0	0/1																			2													
*10	RUDAY Mikhail	16:24	1/2	50		1/2																													1		
11	ALTAYEV Altay	15:36	0/2	0	0/1				0/1											1																	
12	SHVEDOV Stanislav	14:14	0/2	0	0/1				0/1												1		1														
Team																		2																			
Totals			4/30	13	1/18	1/3			2/8						0/1					5	5	5	3	1/4	6	2		1									2

Cap No.	Goalkeepers	Time Played	Saves/Shots										Timeouts																								
			Total	%	A	C	D	X	6m	6mF	PS	CA	CO	Exclusions with Substitution	Exclusions w/Subst after 4 min.																						
*1	MAKHMETOV Madikhan	5/21	24	4/8	0/2	0/1	0/5						0/2	1/3																							
Totals			5/21	24	4/8	0/2	0/1	0/5						0/2	1/3																						

Head Coach	KNEZEVIC Nemanja (MNE)
Official	SHVEDOV Alexandr



Results

結果 / Résultats

Match 16

ESP 16 - 4 KAZ
(3:0, 3:0, 5:2, 5:2)

Referees: GOLDENBERG Michael (USA)
WILLIS Dion (RSA)

FINA Delegates: HOEPELMAN Ilija
BEBIC Milivoj

Period	ESP - Spain												KAZ - Kazakhstan															
	Possession		Goals (G) / Shots (Sh)						Extra Player Efficiency			EX			Possession		Goals (G) / Shots (Sh)						Extra Player Efficiency			EX		
	#	Time	AA		X		PS		G	EPS	%	S	N	#	Time	AA		X		PS		G	EPS	%	S	N		
Quarter 1	8	2:50	2	4			1	1						8	5:10		6		3			0	3	0				
Quarter 2	11	2:59	2	5		3	1	1	0	3	0			8	5:01		4		2			0	2	0				
Quarter 3	8	3:53	1	3	4	4			4	4	100			10	4:07	1	7	1	2			1	1	100				
Quarter 4	11	3:13	4	7	1	1			1	1	100	1		7	4:47	1	5	1	1			1	1	100				
Totals	38	12:55	9	19	5	8	2	2	5	8	63	1		33	19:05	2	22	2	8			2	7	29				

Match ESP - KAZ														
Possession		Goals (G) / Shots (Sh)						Extra Player Efficiency			DE	EX		
#	Time	AA		X		PS		G	EPS	%		S	N	
71	32:00	11	41	7	16	2	2	7	15	47		1		

Legend:																	
#	Number of possessions	%	Efficiency	*	Starting line-up	6m	6 metre direct shot in free throw situation										
6mF	6 metre shot after free throw and movement		A	Action shot		AA	All action shots (A, C, D, 6m, 6mF, CA and CO)										
BL	Blocked shots		C	Centre shot		CA	Counter attack shot										
CP	Centre forward position exclusion		CS	Counter attacking situation exclusion		CO	Corner shot										
DE	Double Exclusion		DS	Driving situation exclusion		EPS	Extra Player Situation		EX	Exclusion (S - with substitution, N - with substitution after 4 min.)					D	Shot in driving situation	
FP	Field exclusion		G	Goals		M6	Exclusion in 6 metre free throw situation		No.	Number							
P	Penalty Foul		PS	Penalty shot		RB	Rebounds		RC	Red Card					Sh	Shots	
SP	Sprint (Won/Sprints)		ST	Steals		TF	Turnover Fouls		X	Extra player shot					YC	Yellow Card	



Results

結果 / Résultats

REVISED
30 JUL 16:51

Match 17

CRO 13 - 8 MNE (1:1, 6:4, 4:3, 2:0)

Referees: VOEVODIN Arkadiy (RUS)
KUN Gyorgy (HUN)

FINA Delegates: PINKER Guy
PAPAZIAN Richard

Period	CRO - Croatia												MNE - Montenegro															
	Possession		Goals (G) / Shots (Sh)						Extra Player Efficiency			EX			Possession		Goals (G) / Shots (Sh)						Extra Player Efficiency			EX		
	#	Time	AA		X		PS		G	EPS	%	S	N	#	Time	AA		X		PS		G	EPS	%	S	N		
Quarter 1	9	3:56	1	6		1			0	1	0			10	4:04		6	1	1			1	1	100				
Quarter 2	11	4:32	2	6	4	7		4	5	80			10	3:28	1	3	3	4			3	3	100					
Quarter 3	10	3:20	2	3	2	4		2	4	50			8	4:40	2	5	1	3			1	3	33					
Quarter 4	7	4:31	2	5		1		0	1	0	2		8	3:29		3		3			0	3	0					
Totals	37	16:19	7	20	6	13		6	11	55	2		36	15:41	3	17	5	11			5	10	50					

Match CRO - MNE														
Possession		Goals (G) / Shots (Sh)						Extra Player Efficiency			DE	EX		
#	Time	AA		X		PS		G	EPS	%		S	N	
73	32:00	10	37	11	24			11	21	52		2		

Legend:															
#	Number of possessions	%	Efficiency	*	Starting line-up	6m	6 metre direct shot in free throw situation								
6mF	6 metre shot after free throw and movement		A	Action shot		AA	All action shots (A, C, D, 6m, 6mF, CA and CO)								
BL	Blocked shots		C	Centre shot		CA	Counter attack shot		CO	Corner shot					
CP	Centre forward position exclusion		CS	Counter attacking situation exclusion		D	Shot in driving situation								
DE	Double Exclusion		DS	Driving situation exclusion		EPS	Extra Player Situation		EX	Exclusion (S - with substitution, N - with substitution after 4 min.)					
FP	Field exclusion		G	Goals		M6	Exclusion in 6 metre free throw situation		No.	Number					
P	Penalty Foul		PS	Penalty shot		RB	Rebounds		RC	Red Card		Sh	Shots		
SP	Sprint (Won/Sprints)		ST	Steals		TF	Turnover Fouls		X	Extra player shot		YC	Yellow Card		

REVISED

Corrected Extra Player Situations



Results

結果 / Résultats

REVISED
30 JUL 16:50

Match 18

SRB 14 - 8 AUS
(6:0, 4:1, 1:2, 3:5)

Referees: OHME Frank (GER)
STAVRIDIS Georgios (GRE)

FINA Delegates: SHAW William
MOLNAR Tamas

Period	SRB - Serbia												AUS - Australia															
	Possession		Goals (G) / Shots (Sh)						Extra Player Efficiency			EX			Possession		Goals (G) / Shots (Sh)						Extra Player Efficiency			EX		
	#	Time	AA		X		PS		G	EPS	%	S	N	#	Time	AA		X		PS		G	EPS	%	S	N		
Quarter 1	7	3:37	2	4	3	3	1	1	3	3	100			9	4:23		7		1			0	1	0				
Quarter 2	7	3:26	3	5			1	1						10	4:34		3	1	4		1	1	3	33	1			
Quarter 3	6	5:23		4	1	1			1	1	100			10	2:37	1	6	1	2			1	2	50				
Quarter 4	7	4:59	1	3	2	3			2	2	100			10	3:01	2	5	2	2	1	1	2	2	100				
Totals	27	17:25	6	16	6	7	2	2	6	6	100			39	14:35	3	21	4	9	1	2	4	8	50	1			

Match SRB - AUS														
Possession		Goals (G) / Shots (Sh)						Extra Player Efficiency			DE	EX		
#	Time	AA		X		PS		G	EPS	%		S	N	
66	32:00	9	37	10	16	3	4	10	14	71		1		

Legend:														
#	Number of possessions	%	Efficiency	*	Starting line-up	6m	6 metre direct shot in free throw situation							
6mF	6 metre shot after free throw and movement	A	Action shot	AA	All action shots (A, C, D, 6m, 6mF, CA and CO)									
BL	Blocked shots	C	Centre shot	CA	Counter attack shot	CO	Corner shot							
CP	Centre forward position exclusion	CS	Counter attacking situation exclusion	D	Shot in driving situation									
DE	Double Exclusion	DS	Driving situation exclusion	EPS	Extra Player Situation	EX	Exclusion (S - with substitution, N - with substitution after 4 min.)							
FP	Field exclusion	G	Goals	M6	Exclusion in 6 metre free throw situation	No.	Number							
P	Penalty Foul	PS	Penalty shot	RB	Rebounds	RC	Red Card							
SP	Sprint (Won/Sprints)	ST	Steals	TF	Turnover Fouls	X	Extra player shot							
						YC	Yellow Card							

REVISED

Corrected Extra Player Situations



Results

結果 / Résultats

MNE 19 - 12 KAZ

(5:3, 6:3, 3:3, 5:3)

Match 19

Referees: OHME Frank (GER)
STAVRIDIS Georgios (GRE)

FINA Delegates: INOUE Takeshi
HOEPELMAN Ilja

Period	MNE - Montenegro												KAZ - Kazakhstan															
	Possession		Goals (G) / Shots (Sh)						Extra Player Efficiency			EX			Possession		Goals (G) / Shots (Sh)						Extra Player Efficiency			EX		
	#	Time	AA		X		PS		G	EPS	%	S	N	#	Time	AA		X		PS		G	EPS	%	S	N		
Quarter 1	11	2:49	3	5	1	2	1	2	1	2	50			7	5:11	2	3	1	2			1	2	50				
Quarter 2	9	3:49	5	6	1	1			1	1	100			10	4:11	4	3	5			3	4	75					
Quarter 3	9	4:52	1	6	1	3	1	1	1	3	33			8	3:08	3	5	2			0	2	0					
Quarter 4	8	2:48	3	4	2	3			2	3	67	1		7	5:12	2	2	1	2			1	3	33	2			
Totals	37	14:18	12	21	5	9	2	3	5	9	56	1		32	17:42	7	14	5	11			5	11	45	2			

Match MNE - KAZ														
Possession		Goals (G) / Shots (Sh)						Extra Player Efficiency			DE	EX		
#	Time	AA		X		PS		G	EPS	%		S	N	
69	32:00	19	35	10	20	2	3	10	20	50		3		

Legend:														
#	Number of possessions	%	Efficiency	*	Starting line-up	6m	6 metre direct shot in free throw situation							
6mF	6 metre shot after free throw and movement			A	Action shot	AA	All action shots (A, C, D, 6m, 6mF, CA and CO)							
BL	Blocked shots	C	Centre shot	CA	Counter attack shot	CO	Corner shot							
CP	Centre forward position exclusion			CS	Counter attacking situation exclusion									
DE	Double Exclusion	DS	Driving situation exclusion	EPS	Extra Player Situation	EX	Exclusion (S - with substitution, N - with substitution after 4 min.)							
FP	Field exclusion	G	Goals	M6	Exclusion in 6 metre free throw situation									
P	Penalty Foul	PS	Penalty shot	RB	Rebounds	RC	Red Card							
SP	Sprint (Won/Sprints)	ST	Steals	TF	Turnover Fouls	X	Extra player shot							
							YC	Yellow Card						



Results

結果 / Résultats

AUS 5 - 16 ESP

(2:4, 1:4, 2:5, 0:3)

Match 20

Referees: ALEXANDRESCU Adrian (ROU)
DERVIEUX Sebastien (FRA)

FINA Delegates: PINKER Guy
BALFANBAYEV Alan

Period	AUS - Australia												ESP - Spain															
	Possession		Goals (G) / Shots (Sh)						Extra Player Efficiency			EX			Possession		Goals (G) / Shots (Sh)						Extra Player Efficiency			EX		
	#	Time	AA		X		PS		G	EPS	%	S	N	#	Time	AA		X		PS		G	EPS	%	S	N		
Quarter 1	11	3:49		7	2	2			2	3	67			11	4:11	1	2	2	3	1	1	2	4	50				
Quarter 2	8	3:28		2	1	2			1	2	50			9	4:32	2	4	2	3			2	3	67				
Quarter 3	6	4:59	1	4	1	2			1	2	50	1		9	3:01	3	7			2	2							
Quarter 4	9	3:42		7		2			0	1	0	1		8	4:18	1	5	2	3			2	2	100				
Totals	34	15:58	1	20	4	8			4	8	50	2		37	16:02	7	18	6	9	3	3	6	9	67				

Match AUS - ESP														
Possession		Goals (G) / Shots (Sh)						Extra Player Efficiency			DE	EX		
#	Time	AA		X		PS		G	EPS	%		S	N	
71	32:00	8	38	10	17	3	3	10	17	59		2		

Legend:																	
#	Number of possessions	%	Efficiency	*	Starting line-up	6m	6 metre direct shot in free throw situation										
6mF	6 metre shot after free throw and movement			A	Action shot	AA	All action shots (A, C, D, 6m, 6mF, CA and CO)										
BL	Blocked shots	C	Centre shot	CA	Counter attack shot	CO	Corner shot										
CP	Centre forward position exclusion			CS	Counter attacking situation exclusion			D	Shot in driving situation								
DE	Double Exclusion			DS	Driving situation exclusion			EPS	Extra Player Situation			EX	Exclusion (S - with substitution, N - with substitution after 4 min.)				
FP	Field exclusion			G	Goals			M6	Exclusion in 6 metre free throw situation			No.	Number				
P	Penalty Foul			PS	Penalty shot			RB	Rebounds			RC	Red Card				
SP	Sprint (Won/Sprints)			ST	Steals			TF	Turnover Fouls			X	Extra player shot				
												YC	Yellow Card				



Results

結果 / Résultats

CRO 14 - 12 SRB

(5:3, 1:1, 4:4, 4:4)

Match 21

Referees: GOLDENBERG Michael (USA)
ZWART Michiel (NED)

FINA Delegates: KURODA Katsumi
ZHAO Qi

Period	CRO - Croatia												SRB - Serbia															
	Possession		Goals (G) / Shots (Sh)						Extra Player Efficiency			EX			Possession		Goals (G) / Shots (Sh)						Extra Player Efficiency			EX		
	#	Time	AA		X		PS		G	EPS	%	S	N	#	Time	AA		X		PS		G	EPS	%	S	N		
Quarter 1	9	4:08	4	5	1	2			1	3	33			9	3:52	1	4	2	4			2	4	50				
Quarter 2	6	5:12	1	4		2			0	3	0			10	2:48	1	4		4			0	4	0				
Quarter 3	9	3:22	2	6	2	2			2	2	100	1		11	4:38	1	3	3	6			3	5	60				
Quarter 4	8	3:30	1	4	3	4			3	4	75	2		7	4:30		3	3	5	1	1	3	5	60	1			
Totals	32	16:12	8	19	6	10			6	12	50	3		37	15:48	3	14	8	19	1	1	8	18	44	1			

Match CRO - SRB														
Possession		Goals (G) / Shots (Sh)						Extra Player Efficiency			DE	EX		
#	Time	AA		X		PS		G	EPS	%		S	N	
69	32:00	11	33	14	29	1	1	14	30	47		4		

Legend:														
#	Number of possessions	%	Efficiency	*	Starting line-up	6m	6 metre direct shot in free throw situation							
6mF	6 metre shot after free throw and movement			A	Action shot	AA	All action shots (A, C, D, 6m, 6mF, CA and CO)							
BL	Blocked shots	C	Centre shot	CA	Counter attack shot	CO	Corner shot							
CP	Centre forward position exclusion			CS	Counter attacking situation exclusion									
DE	Double Exclusion	DS	Driving situation exclusion	EPS	Extra Player Situation			EX	Exclusion (S - with substitution, N - with substitution after 4 min.)					
FP	Field exclusion	G	Goals	M6	Exclusion in 6 metre free throw situation									
P	Penalty Foul	PS	Penalty shot	RB	Rebounds			RC	Red Card			No.	Number	
SP	Sprint (Won/Sprints)			ST	Steals			X	Extra player shot			Sh	Shots	
				TF	Turnover Fouls			YC	Yellow Card					



Results

結果 / Résultats

ITA 16 - 8 JPN

(5:0, 3:3, 3:1, 5:4)

Match 22

Referees: IVANOVSKI Stanko (MNE)
PERIS Nenad (CRO)

FINA Delegates: KRIVOKAPIC Milorad
MOLNAR Tamas

ITA - Italy (White)

Cap No.	Name	Time Played	Goals/Shots											TF	ST	RB	BL	SP	Personal Fouls											
			Total	%	A	C	D	X	6m	6mF	PS	CA	CO						CP	FP	DS	M6	CS	DE	P	EX				
*1	Del LUNGO Marco	32:00																1												
*2	DI FULVIO Francesco	16:59	1/4	25	1/2		0/1		0/1							2	1			2/2		1								
3	LUONGO Stefano	15:51	1/3	33	0/1	0/1		1/1												1/1							1		1	
4	FIGLIOLI Pietro	13:00	3/3	100	1/1		1/1				1/1					1				1/1										
*5	PRESCIUTTI Nicholas	17:28															1	2				1								
*6	VELOTTI Alessandro	24:55	1/1	100			1/1									4		1			1									
*7	RENZUTO IODICE Vincenzo	24:08	1/2	50			0/1				1/1				1	1	2			2										
8	ECHENIQUE Gonzalo	15:44	1/1	100									1/1			1	1	2			1									
9	FIGARI Niccolo	11:40	2/4	50	0/1		1/1	1/2								1				1							1			
10	BODEGAS Michael Alexandre	16:09	3/4	75	1/1	0/1		2/2							2		1				1									
*11	AICARDI Matteo	13:24	2/2	100		1/1		1/1							1		1	1								1				
*12	DOLCE Vincenzo	22:42	1/2	50	0/1						1/1					1					1									
Team																														
Totals			16/26	62	3/7	1/3	1/2	7/9	0/1		3/3	1/1				6	12	7	4	4/4	5	3	1	1	2			3	1	
Cap No.	Goalkeepers	Saves/Shots											Timeouts																	
		Total	%	A	C	D	X	6m	6mF	PS	CA	CO																		
*1	Del LUNGO Marco	9/17	53	4/4	2/2	0/1	1/5			0/2	2/3																			
Totals			9/17	53	4/4	2/2	0/1	1/5			0/2	2/3																		
														Exclusions with Substitution	1															
														Exclusions w/Subst after 4 min.	0															

Head Coach	CAMPAGNA Alessandro
Official	DUSPIVA Alessandro
Official	POMILIO Amedeo

JPN - Japan (Blue)

Cap No.	Name	Time Played	Goals/Shots											TF	ST	RB	BL	SP	Personal Fouls										
			Total	%	A	C	D	X	6m	6mF	PS	CA	CO						CP	FP	DS	M6	CS	DE	P	EX			
*1	TANAMURA Katsuyuki	32:00														6													
*2	ADACHI Seiya	23:03	1/4	25			1/2	0/1			0/1					1	1		0/1		1								
*3	KOPPU Harukiirario	21:29	0/1	0				0/1							1	2												1	
*4	SHIGA Mitsuaki	20:36	1/5	20	0/2		0/1				1/2					4												1	
5	YOSHIDA Takuma	16:54	0/2	0			0/2												0/1			1							
6	SUZUKI Toi	13:45	1/2	50			1/1	0/1							1	1			0/1										
7	SHIMIZU Yusuke	12:13	0/3	0		0/2		0/1													1								
8	TAKATA Mitsuru	11:14	1/2	50			1/1				0/1				1						2								
*9	ARAI Atsushi	19:45	1/2	50			1/1			0/1						1			0/1		1	2						S	
*10	INABA Yusuke	25:37	3/8	38	0/2		1/2	0/2		2/2						1	1	1			1								
*11	OKAWA Keigo	20:31	0/2	0	0/2																							1	
12	ARAKI Kenta	6:53	0/1	0		0/1																							
Team																													
Totals			8/32	25	0/6	0/3	1/1	4/10	0/5		2/3	1/4				3	16	2	1	0/4	1	7	1					3	1
Cap No.	Goalkeepers	Saves/Shots											Timeouts																
		Total	%	A	C	D	X	6m	6mF	PS	CA	CO																	
*1	TANAMURA Katsuyuki	3/19	16	2/5	1/2	0/1	0/7			0/3	0/1																		
Totals			3/19	16	2/5	1/2	0/1	0/7			0/3	0/1																	
														Exclusions with Substitution	1														
														Exclusions w/Subst after 4 min.	0														

Head Coach	OMOTO Yoji
Official	SHIOTA Yoshinori
Official	NAKASHIMA Takamitsu



Results

結果 / Résultats

Match 22

ITA 16 - 8 JPN
(5:0, 3:3, 3:1, 5:4)

Referees: IVANOVSKI Stanko (MNE)
PERIS Nenad (CRO)

FINA Delegates: KRIVOKAPIC Milorad
MOLNAR Tamas

Period	ITA - Italy												JPN - Japan															
	Possession		Goals (G) / Shots (Sh)						Extra Player Efficiency			EX			Possession		Goals (G) / Shots (Sh)						Extra Player Efficiency			EX		
	#	Time	AA		X		PS		G	EPS	%	S	N	#	Time	AA		X		PS		G	EPS	%	S	N		
Quarter 1	10	3:19	3	5	1	1	1	1	1	1	100			8	4:41		5		2		1	0	3	0				
Quarter 2	8	5:11	1	3	1	1	1	1	1	1	100			10	2:49		4	3	4			3	4	75				
Quarter 3	10	3:46	1	4	2	4				2	3	67			8	4:14	1	6		2			0	3	0			
Quarter 4	8	5:05	1	2	3	3	1	1	3	3	100	1		8	2:55	1	4	1	2	2	2	1	1	100	1			
Totals	36	17:21	6	14	7	9	3	3	7	8	88	1		34	14:39	2	19	4	10	2	3	4	11	36	1			

Match ITA - JPN														
Possession		Goals (G) / Shots (Sh)						Extra Player Efficiency			DE	EX		
#	Time	AA		X		PS		G	EPS	%		S	N	
70	32:00	8	33	11	19	5	6	11	19	58		2		

Legend:														
#	Number of possessions	%	Efficiency	*	Starting line-up	6m	6 metre direct shot in free throw situation							
6mF	6 metre shot after free throw and movement			A	Action shot	AA	All action shots (A, C, D, 6m, 6mF, CA and CO)							
BL	Blocked shots	C	Centre shot	CA	Counter attack shot	CO	Corner shot							
CP	Centre forward position exclusion			CS	Counter attacking situation exclusion									
DE	Double Exclusion	DS	Driving situation exclusion	EPS	Extra Player Situation	EX	Exclusion (S - with substitution, N - with substitution after 4 min.)							
FP	Field exclusion	G	Goals	M6	Exclusion in 6 metre free throw situation	No.	Number							
P	Penalty Foul	PS	Penalty shot	RB	Rebounds	RC	Red Card							
SP	Sprint (Won/Sprints)	ST	Steals	TF	Turnover Fouls	X	Extra player shot							
						YC	Yellow Card							



Results

結果 / Résultats

Match 23

RSA 5 - 28 GRE
(1:7, 2:5, 1:7, 1:9)

Referees: WALDOW John (NZL)
ZHANG Liang (CHN)

FINA Delegates: SOTO Jorge
SHARONOV Evgeny

Period	RSA - South Africa												GRE - Greece															
	Possession		Goals (G) / Shots (Sh)						Extra Player Efficiency			EX			Possession		Goals (G) / Shots (Sh)						Extra Player Efficiency			EX		
	#	Time	AA		X		PS		G	EPS	%	S	N	#	Time	AA		X		PS		G	EPS	%	S	N		
Quarter 1	7	4:58	1	5		2			0	3	0			13	3:02	4	9	3	3			3	3	100				
Quarter 2	10	4:12	1	4	1	2			1	2	50			11	3:48	5	9											
Quarter 3	8	5:04	1	4		2			0	1	0			12	2:56	6	9	1	2			1	2	50				
Quarter 4	5	6:23		1	1	2			1	2	50			9	1:37	5	6	3	3	1	1	3	3	100				
Totals	30	20:37	3	14	2	8			2	8	25			45	11:23	20	33	7	8	1	1	7	8	88				

Match RSA - GRE														
Possession		Goals (G) / Shots (Sh)						Extra Player Efficiency			DE	EX		
#	Time	AA		X		PS		G	EPS	%		S	N	
75	32:00	23	47	9	16	1	1	9	16	56				

Legend:															
#	Number of possessions	%	Efficiency	*	Starting line-up	6m	6 metre direct shot in free throw situation								
6mF	6 metre shot after free throw and movement				A	Action shot	AA	All action shots (A, C, D, 6m, 6mF, CA and CO)							
BL	Blocked shots	C	Centre shot	CA	Counter attack shot	CO	Corner shot								
CP	Centre forward position exclusion				CS	Counter attacking situation exclusion									
DE	Double Exclusion	DS	Driving situation exclusion	EPS	Extra Player Situation								D	Shot in driving situation	
FP	Field exclusion	G	Goals	M6	Exclusion in 6 metre free throw situation								EX	Exclusion (S - with substitution, N - with substitution after 4 min.)	
P	Penalty Foul	PS	Penalty shot	RB	Rebounds				RC	Red Card		No.	Number		
SP	Sprint (Won/Sprints)		ST	Steals	TF	Turnover Fouls				X	Extra player shot		Sh	Shots	
													YC	Yellow Card	



Results

結果 / Résultats

Match 24

USA 8 - 11 HUN
(1:2, 3:3, 0:3, 4:3)

Referees: BUCH Xevi (ESP)
VOEVODIN Arkadiy (RUS)

FINA Delegates: SHAW William
BEBIC Milivoj

Period	USA - United States												HUN - Hungary															
	Possession		Goals (G) / Shots (Sh)						Extra Player Efficiency			EX			Possession		Goals (G) / Shots (Sh)						Extra Player Efficiency			EX		
	#	Time	AA		X		PS		G	EPS	%	S	N	#	Time	AA		X		PS		G	EPS	%	S	N		
Quarter 1	7	5:14	1	3		4			0	4	0			9	2:46	1	3	1	3			1	3	33				
Quarter 2	9	4:32	1	6	2	3			2	3	67			11	3:28	3	8		3			0	2	0				
Quarter 3	8	4:31		4		3			0	4	0	1		9	3:29	2	5	1	2			1	2	50				
Quarter 4	7	4:18	1	2	3	6			3	5	60	1		9	3:42		1	2	5	1	1	2	3	67	1			
Totals	31	18:35	3	15	5	16			5	16	31	2		38	13:25	6	17	4	13	1	1	4	10	40	1			

Match USA - HUN													
Possession		Goals (G) / Shots (Sh)						Extra Player Efficiency			DE	EX	
#	Time	AA		X		PS		G	EPS	%		S	N
69	32:00	9	32	9	29	1	1	9	26	35		3	

Legend:																						
#	Number of possessions	%	Efficiency	*	Starting line-up	6m	6 metre direct shot in free throw situation															
6mF	6 metre shot after free throw and movement			A	Action shot	AA	All action shots (A, C, D, 6m, 6mF, CA and CO)															
BL	Blocked shots	C	Centre shot	CA	Counter attack shot	CO	Corner shot															
CP	Centre forward position exclusion			CS	Counter attacking situation exclusion																	
DE	Double Exclusion			DS	Driving situation exclusion			EPS	Extra Player Situation			EX	Exclusion (S - with substitution, N - with substitution after 4 min.)									
FP	Field exclusion			G	Goals			M6	Exclusion in 6 metre free throw situation			D	Shot in driving situation									
P	Penalty Foul			PS	Penalty shot			RB	Rebounds			RC	Red Card			No.	Number					
SP	Sprint (Won/Sprints)			ST	Steals			TF	Turnover Fouls			X	Extra player shot			Sh	Shots					
																			YC	Yellow Card		



Results

結果 / Résultats

JPN 24 - 9 RSA

(5:4, 7:4, 6:1, 6:0)

Match 25

Referees: WALDOW John (NZL)
PUTNIKOVIC Vojin (SRB)

FINA Delegates: SHARONOV Evgeny
MOLNAR Tamas

Period	JPN - Japan												RSA - South Africa															
	Possession		Goals (G) / Shots (Sh)						Extra Player Efficiency			EX			Possession		Goals (G) / Shots (Sh)						Extra Player Efficiency			EX		
	#	Time	AA		X		PS		G	EPS	%	S	N	#	Time	AA		X		PS		G	EPS	%	S	N		
Quarter 1	9	3:38	5	8		1			0	1	0			9	4:22	1	4	3	3			3	3	100				
Quarter 2	11	2:35	2	6	3	5	2	3	3	4	75			6	5:25	2	2	2	2			2	3	67				
Quarter 3	10	4:15	4	4	2	5			2	5	40			10	3:45	1	6		1			0	1	0	4			
Quarter 4	12	3:02	5	8	1	3			1	3	33			8	4:58		2		1		2	0	1	0				
Totals	42	13:30	16	26	6	14	2	3	6	13	46			33	18:30	4	14	5	7		2	5	8	63	4			

Match JPN - RSA														
Possession		Goals (G) / Shots (Sh)						Extra Player Efficiency			DE	EX		
#	Time	AA		X		PS		G	EPS	%		S	N	
75	32:00	20	40	11	21	2	5	11	21	52		4		

Legend:															
#	Number of possessions	%	Efficiency	*	Starting line-up	6m	6 metre direct shot in free throw situation								
6mF	6 metre shot after free throw and movement		A	Action shot		AA	All action shots (A, C, D, 6m, 6mF, CA and CO)								
BL	Blocked shots		C	Centre shot		CO	Corner shot								
CP	Centre forward position exclusion		CS	Counter attacking situation exclusion		D	Shot in driving situation								
DE	Double Exclusion		DS	Driving situation exclusion		EPS	Extra Player Situation		EX	Exclusion (S - with substitution, N - with substitution after 4 min.)					
FP	Field exclusion		G	Goals		M6	Exclusion in 6 metre free throw situation		No.	Number					
P	Penalty Foul		PS	Penalty shot		RB	Rebounds		RC	Red Card		Sh	Shots		
SP	Sprint (Won/Sprints)		ST	Steals		TF	Turnover Fouls		X	Extra player shot		YC	Yellow Card		



Results

結果 / Résultats

HUN 5 - 5 ITA
(2:1, 2:1, 1:1, 0:2)

Match 26

Referees: BUCH Xevi (ESP)
VOEVODIN Arkadiy (RUS)

FINA Delegates: KURODA Katsumi
PAPAZIAN Richard

Period	HUN - Hungary												ITA - Italy															
	Possession		Goals (G) / Shots (Sh)						Extra Player Efficiency			EX			Possession		Goals (G) / Shots (Sh)						Extra Player Efficiency			EX		
	#	Time	AA		X		PS		G	EPS	%	S	N	#	Time	AA		X		PS		G	EPS	%	S	N		
Quarter 1	8	3:50	2	5		3			0	3	0			9	4:10		5	1	2			1	3	33				
Quarter 2	6	4:06	1	1	1	2			1	4	25			11	3:54		4	1	5			1	4	25	1			
Quarter 3	7	4:25		2	1	3			1	3	33			8	3:35		3		2	1	1	0	1	0				
Quarter 4	8	3:41		2		3			0	3	0	1		10	4:19	1	6	1	3			1	3	33				
Totals	29	16:02	3	10	2	11			2	13	15	1		38	15:58	1	18	3	12	1	1	3	11	27	1			

Match HUN - ITA														
Possession		Goals (G) / Shots (Sh)						Extra Player Efficiency			DE	EX		
#	Time	AA		X		PS		G	EPS	%		S	N	
67	32:00	4	28	5	23	1	1	5	24	21		2		

Legend:														
#	Number of possessions	%	Efficiency	*	Starting line-up	6m	6 metre direct shot in free throw situation							
6mF	6 metre shot after free throw and movement			A	Action shot	AA	All action shots (A, C, D, 6m, 6mF, CA and CO)							
BL	Blocked shots	C	Centre shot	CA	Counter attack shot	CO	Corner shot							
CP	Centre forward position exclusion			CS	Counter attacking situation exclusion									
DE	Double Exclusion	DS	Driving situation exclusion	EPS	Extra Player Situation	EX	Exclusion (S - with substitution, N - with substitution after 4 min.)							
FP	Field exclusion	G	Goals	M6	Exclusion in 6 metre free throw situation									
P	Penalty Foul	PS	Penalty shot	RB	Rebounds	RC	Red Card							
SP	Sprint (Won/Sprints)	ST	Steals	TF	Turnover Fouls	X	Extra player shot							
							D	Shot in driving situation						
							No.	Number						
							Sh	Shots						
							YC	Yellow Card						



Results

結果 / Résultats

Match 27

GRE 14 - 5 USA
(4:1, 2:2, 5:2, 3:0)

Referees: ALEXANDRESCU Adrian (ROU)
ZWART Michiel (NED)

FINA Delegates: BEBIC Milivoj
BALFANBAYEV Alan

GRE - Greece (White)

Cap No.	Name	Time Played	Goals/Shots												TF	ST	RB	BL	SP	Personal Fouls											
			Total	%	A	C	D	X	6m	6mF	PS	CA	CO	CP						FP	DS	M6	CS	DE	P	EX					
*1	ZERDEVAS Emmanouil	32:00															1														
*2	GENIDOUNIAS Konstantinos	18:27	5/7	71	1/3			2/2					1/1	1/1			2	1		0/2											
*3	SKOUMPAKIS Dimitrios	10:19	1/3	33	1/2			0/1									1				3									S	
*4	KAPOTSIS Marios	21:41	0/2	0	0/1			0/1									1		1		1										
*5	FOUNTOULIS Ioannis	25:05	4/4	100	2/2			1/1					1/1				3	1	2					1							
6	PAPANASTASIOU Alexandros	21:10															2	1	1/2												
7	DERVISIS Georgios	7:51																		1	1	1								S	
8	ARGYROPOULOS KANAKAKIS Stylianos	19:08	2/4	50	0/1	1/1		1/2										1		3										S	
9	MOURIKIS Konstantinos	13:46	0/1	0		0/1													2												
*10	KOLOMVOS Christodoulos	11:22	1/2	50		1/2														1											
11	GKIOUVETSIS Konstantinos	17:35	0/1	0				0/1										1	2		1				1						
*12	VLACHOPOULOS Angelos	25:36	1/3	33	0/1					0/1			1/1					3													
Team																	2														
Totals			14/27	52	4/10	2/4		4/8	0/1			2/2	2/2				6	7	7	7	1/4	10	1	1		2				3	
Cap No.	Goalkeepers	Time Played	Saves/Shots												TF	ST	RB	BL	SP	Personal Fouls											
			Total	%	A	C	D	X	6m	6mF	PS	CA	CO	CP						FP	DS	M6	CS	DE	P	EX					
*1	ZERDEVAS Emmanouil	10:15	6/15	67	3/4	1/3		3/5					2/2	1/1																	
Totals			10/15	67	3/4	1/3		3/5					2/2	1/1																	
																	Timeouts		1												
																	Exclusions with Substitution		3												
																	Exclusions w/Subst after 4 min.		0												

Head Coach	VLACHOS Theodoros
Official	KRAVARITIS Dimitrios
Official	MARINOS Georgios

USA - United States (Blue)

Cap No.	Name	Time Played	Goals/Shots												TF	ST	RB	BL	SP	Personal Fouls											
			Total	%	A	C	D	X	6m	6mF	PS	CA	CO	CP						FP	DS	M6	CS	DE	P	EX					
*2	HOOVER Johnny	19:01	0/2	0	0/1			0/1												3/4											
3	VAVIC Marko	18:50	0/2	0	0/1			0/1									1													1	
*4	OBERT Alex	15:24	2/3	67		2/2		0/1									2	1								1				1	
5	DAUBE Hannes	18:55	0/5	0	0/2			0/1	0/1				0/1						1	1	1										
*6	CUPIDO Luca	24:52	0/2	0				0/1						0/1				1			1										
7	HALLOCK Ben	19:16															2														
*8	WOODHEAD Dylan	9:05	0/1	0	0/1															2											
*9	BOWEN Alex	21:39	1/10	10	0/4	0/1		1/5									1	1	1		1			1							
10	STEVENSON Ben	11:40	1/2	50				1/1					0/1									1									
11	SMITH Jesse	9:10																			1										
*12	IRVING Max	24:08	1/2	50	1/2														1												
*13	HOLLAND Drew	32:00															3														
Team																	1														
Totals			5/29	17	1/11	2/3		2/11	0/1				0/2	0/1			7	6	2	3	3/4	3	1	1		2				2	
Cap No.	Goalkeepers	Time Played	Saves/Shots												TF	ST	RB	BL	SP	Personal Fouls											
			Total	%	A	C	D	X	6m	6mF	PS	CA	CO	CP						FP	DS	M6	CS	DE	P	EX					
*13	HOLLAND Drew	7:21	3/21	33	3/7	2/4		1/5	1/1			0/2	0/2																		
Totals			7/21	33	3/7	2/4		1/5	1/1			0/2	0/2																		
																	Timeouts		2												
																	Exclusions with Substitution		0												
																	Exclusions w/Subst after 4 min.		0												

Head Coach	UDOVICIC Dejan (SRB)
Official	RODRIGUEZ Alex
Official	ARROYO Gavin



Results

結果 / Résultats

GRE 14 - 5 USA

(4:1, 2:2, 5:2, 3:0)

Match 27

Referees: ALEXANDRESCU Adrian (ROU)
ZWART Michiel (NED)

FINA Delegates: BEBIC Milivoj
BALFANBAYEV Alan

Period	GRE - Greece												USA - United States															
	Possession		Goals (G) / Shots (Sh)						Extra Player Efficiency			EX			Possession		Goals (G) / Shots (Sh)						Extra Player Efficiency			EX		
	#	Time	AA		X		PS		G	EPS	%	S	N	#	Time	AA		X		PS		G	EPS	%	S	N		
Quarter 1	9	3:31	4	8		1			0	1	0			9	4:29		5	1	1			1	3	33				
Quarter 2	10	2:25		3	1	3	1	1	1	2	50			7	5:35	1	3	1	3			1	3	33				
Quarter 3	9	2:44	3	3	1	2	1	1	1	2	50	1		7	5:16	2	4		5			0	5	0				
Quarter 4	9	3:51	1	3	2	2			2	2	100	2		10	4:09		6		2			0	3	0				
Totals	37	12:31	8	17	4	8	2	2	4	7	57	3		33	19:29	3	18	2	11			2	14	14				

Match GRE - USA														
Possession		Goals (G) / Shots (Sh)						Extra Player Efficiency			DE	EX		
#	Time	AA		X		PS		G	EPS	%		S	N	
70	32:00	11	35	6	19	2	2	6	21	29		3		

Legend:														
#	Number of possessions	%	Efficiency	*	Starting line-up	6m	6 metre direct shot in free throw situation							
6mF	6 metre shot after free throw and movement			A	Action shot	AA	All action shots (A, C, D, 6m, 6mF, CA and CO)							
BL	Blocked shots	C	Centre shot	CA	Counter attack shot	CO	Corner shot							
CP	Centre forward position exclusion			CS	Counter attacking situation exclusion									
DE	Double Exclusion	DS	Driving situation exclusion	EPS	Extra Player Situation	EX	Exclusion (S - with substitution, N - with substitution after 4 min.)							
FP	Field exclusion	G	Goals	M6	Exclusion in 6 metre free throw situation									
P	Penalty Foul	PS	Penalty shot	RB	Rebounds	RC	Red Card							
SP	Sprint (Won/Sprints)	ST	Steals	TF	Turnover Fouls	X	Extra player shot							
							D	Shot in driving situation						
							No.	Number						
							Sh	Shots						
							YC	Yellow Card						



Results

結果 / Résultats

Match 28

SRB 13 - 6 MNE
(6:1, 2:1, 3:2, 2:2)

Referees: SEVERO Alessandro (ITA)
OHME Frank (GER)

FINA Delegates: HOEPELMAN Ilija
INOUE Takeshi

Period	SRB - Serbia												MNE - Montenegro															
	Possession		Goals (G) / Shots (Sh)						Extra Player Efficiency			EX			Possession		Goals (G) / Shots (Sh)						Extra Player Efficiency			EX		
	#	Time	AA		X		PS		G	EPS	%	S	N	#	Time	AA		X		PS		G	EPS	%	S	N		
Quarter 1	13	3:07	2	8	2	2	2	2	2	2	100			11	4:53		5		2	1	1	0	2	0				
Quarter 2	9	2:30	1	5		2	1	1	0	2	0			6	5:30		4		4	1	1	0	3	0				
Quarter 3	9	3:38	1	6	1	1	1	1	1	1	100			8	4:22	1	3		2	1	1	0	2	0				
Quarter 4	8	4:47	1	4		2	1	1	0	2	0			10	3:13	1	7	1	1			1	1	100				
Totals	39	14:02	5	23	3	7	5	5	3	7	43			35	17:58	2	19	1	9	3	3	1	8	13				

Match SRB - MNE														
Possession		Goals (G) / Shots (Sh)						Extra Player Efficiency			DE	EX		
#	Time	AA		X		PS		G	EPS	%		S	N	
74	32:00	7	42	4	16	8	8	4	15	27				

Legend:														
#	Number of possessions	%	Efficiency	*	Starting line-up	6m	6 metre direct shot in free throw situation							
6mF	6 metre shot after free throw and movement			A	Action shot	AA	All action shots (A, C, D, 6m, 6mF, CA and CO)							
BL	Blocked shots	C	Centre shot	CA	Counter attack shot	CO	Corner shot							
CP	Centre forward position exclusion			CS	Counter attacking situation exclusion									
DE	Double Exclusion	DS	Driving situation exclusion	EPS	Extra Player Situation	EX	Exclusion (S - with substitution, N - with substitution after 4 min.)							
FP	Field exclusion	G	Goals	M6	Exclusion in 6 metre free throw situation									
P	Penalty Foul	PS	Penalty shot	RB	Rebounds	RC	Red Card							
SP	Sprint (Won/Sprints)	ST	Steals	TF	Turnover Fouls	X	Extra player shot							
							D	Shot in driving situation						
							No.	Number						
							Sh	Shots						
							YC	Yellow Card						



MON 2 AUG 2021
Start Time: 15:30

Preliminary Round - Group B
予選ラウンド - グループB / Tour Préliminaire - groupe B

Results

結果 / Résultats

ESP 8 - 4 CRO

(2:1, 1:0, 4:2, 1:1)

Match 29

Referees: STAVRIDIS Georgios (GRE)
KUN Gyorgy (HUN)

FINA Delegates: SHAW William
PINKER Guy

ESP - Spain (White)

Cap No.	Name	Time Played	Goals/Shots											TF	ST	RB	BL	SP	Personal Fouls										
			Total	%	A	C	D	X	6m	6mF	PS	CA	CO						CP	FP	DS	M6	CS	DE	P	EX			
*2	MUNARRIZ EGANA Alberto	23:05	1/7	14	1/7															1									
*3	GRANADOS ORTEGA Alvaro	20:25	2/7	29	1/4				0/1				1/2																
4	SANAHUJA Bernat	13:23	1/4	25	0/3				1/1										0/1	1									
*5	de TORO DOMINGUEZ Miguel	12:52																											
*6	LARUMBE GONFAUS Marc	19:09														1	1	1		1									
*7	FAMERA Martin	19:44	1/3	33	0/1				1/2										3/3	1									
8	FERNANDEZ MIRANDA Francisco	17:27	0/2	0	0/2															1									
9	TAHULL COMPTE Roger	13:49	1/3	33		1/2			0/1								1	1	1										
*10	PERRONE ROCHA Felipe	22:15	0/3	0	0/2				0/1								1	1		1									
11	MALLARACH GUELLE Blai	12:50	1/2	50	0/1				1/1							1	1												
12	BUSTOS SANCHEZ Alejandro	17:01	1/1	100					1/1							1	1	3	1	1									
*13	AGUIRRE Unai	32:00																											
Team																3													
Totals			8/32	25	2/20	1/2		4/8					1/2				5	4	11	6	3/4	6	1						
Cap No.	Goalkeepers	Time Played	Saves/Shots											Personal Fouls															
			Total	%	A	C	D	X	6m	6mF	PS	CA	CO	CP	FP	DS	M6	CS	DE	P	EX								
*13	AGUIRRE Unai	10:14	71	6/7			0/1	4/6									Timeouts						2						
Totals			10/14	71	6/7		0/1	4/6									Exclusions with Substitution						0						
																Exclusions w/Subst after 4 min.						0							

Head Coach	MARTIN LOZANO David
Official	IVANOV PIRALIKOV Svilen
Official	APARICIO SUNEN Antonio Francisco

CRO - Croatia (Blue)

Cap No.	Name	Time Played	Goals/Shots											TF	ST	RB	BL	SP	Personal Fouls										
			Total	%	A	C	D	X	6m	6mF	PS	CA	CO						CP	FP	DS	M6	CS	DE	P	EX			
*1	BIJAC Marko	24:00														1													
*2	MACAN Marko	7:55	1/1	100				1/1												2							1	S	
3	FATOVIC Loren	19:36	1/6	17	0/4		1/1	0/1								1	1			1									
4	LONCAR Luka	18:35	0/1	0		0/1										1		1											
*5	JOKOVIC Maro	25:04	0/3	0	0/2			0/1										2	1	1									
*6	BUKIC Luka	26:51	2/6	33	1/4			1/2								2				1/2									
*7	VUKICEVIC Ante	24:11	0/5	0	0/3			0/2										2	1										
8	BUSLJE Andro	14:55	0/4	0	0/3			0/1											1			1							
*9	MILOS Lovre	21:04														1			0/2								1		
*10	VRLIC Josip	14:36																	1	1									
12	GARCIA GADEA Javier	19:13	0/2	0	0/1			0/1											1	1									
13	MARCELIC Ivan	8:00														1													
Team																													
Totals			4/28	14	1/17	0/1	1/1	2/8	0/1							2	5	6	5	1/4	5	2				1		2	1
Cap No.	Goalkeepers	Time Played	Saves/Shots											Personal Fouls															
			Total	%	A	C	D	X	6m	6mF	PS	CA	CO	CP	FP	DS	M6	CS	DE	P	EX								
*1	BIJAC Marko	7:14	50	3/5	1/2		2/5			1/2						Timeouts						1							
13	MARCELIC Ivan	4:5	80	3/3			1/2									Exclusions with Substitution						1							
Totals			11/19	58	6/8	1/2	3/7			1/2						Exclusions w/Subst after 4 min.						0							

Head Coach	TUCAK Ivica
Official	SMODLAKA Mile
Official	SUKNO Sandro



Results

結果 / Résultats

ESP 8 - 4 CRO

(2:1, 1:0, 4:2, 1:1)

Match 29

Referees: STAVRIDIS Georgios (GRE)
KUN Gyorgy (HUN)

FINA Delegates: SHAW William
PINKER Guy

Period	ESP - Spain												CRO - Croatia															
	Possession		Goals (G) / Shots (Sh)						Extra Player Efficiency			EX			Possession		Goals (G) / Shots (Sh)						Extra Player Efficiency			EX		
	#	Time	AA		X		PS		G	EPS	%	S	N	#	Time	AA		X		PS		G	EPS	%	S	N		
Quarter 1	11	4:03		4	1	3	1	2	1	2	50			10	3:57		6	1	2			1	2	50				
Quarter 2	7	3:52		4	1	1			1	2	50			7	4:08		6		1			0	1	0				
Quarter 3	12	3:12	3	8	1	2			1	2	50			9	4:48	1	3	1	5			1	4	25				
Quarter 4	7	5:19		6	1	2			1	2	50			7	2:41	1	5								1			
Totals	37	16:26	3	22	4	8	1	2	4	8	50			33	15:34	2	20	2	8			2	7	29	1			

Match ESP - CRO														
Possession		Goals (G) / Shots (Sh)						Extra Player Efficiency			DE	EX		
#	Time	AA		X		PS		G	EPS	%		S	N	
70	32:00	5	42	6	16	1	2	6	15	40		1		

Legend:															
#	Number of possessions	%	Efficiency	*	Starting line-up	6m	6 metre direct shot in free throw situation								
6mF	6 metre shot after free throw and movement			A	Action shot	AA	All action shots (A, C, D, 6m, 6mF, CA and CO)								
BL	Blocked shots	C	Centre shot	CA	Counter attack shot	CO	Corner shot								
CP	Centre forward position exclusion			CS	Counter attacking situation exclusion										
DE	Double Exclusion		DS	Driving situation exclusion		EPS	Extra Player Situation		EX	Exclusion (S - with substitution, N - with substitution after 4 min.)					
FP	Field exclusion		G	Goals		M6	Exclusion in 6 metre free throw situation						D	Shot in driving situation	
P	Penalty Foul		PS	Penalty shot		RB	Rebounds		RC	Red Card		No.	Number		
SP	Sprint (Won/Sprints)		ST	Steals		TF	Turnover Fouls		X	Extra player shot		Sh	Shots		
												YC	Yellow Card		



Results

結果 / Résultats

AUS 15 - 7 KAZ
(4:1, 3:0, 5:2, 3:4)

Match 30

Referees: MOLLER German (ARG)
GOLDBERG Michael (USA)

FINA Delegates: ZHAO Qi
KRIVOKAPIC Milorad

AUS - Australia (White)

Cap No.	Name	Time Played	Goals/Shots											TF	ST	RB	BL	SP	Personal Fouls																						
			Total	%	A	C	D	X	6m	6mF	PS	CA	CO						CP	FP	DS	M6	CS	DE	P	EX															
*2	CAMPBELL Richard	23:11	2/5	40	0/1				2/4											2																					
*3	FORD George	12:10																2											1												
4	TOMASEVIC Goran	12:53	0/2	0		0/1			0/1									2	1						2																
5	POWER Nathan	10:41	0/1	0					0/1																1																
*6	EDWARDS Lachlan Robert	19:52	1/3	33		1/3												2		1					1																
*7	ROACH Aidan	11:04																1	1	2						2											S				
*8	YOUNGER Aaron	20:43	2/5	40	1/3				1/1										2	1					1																
9	FORD Andrew	19:37	1/4	25	1/3				0/1																1	1															
10	PUTT Timothy Francis	14:49	1/2	50	1/1	0/1														1																					
*11	HOWDEN Rhys	19:02	5/7	71	1/2			1/1	3/4										1	1																					
12	EDWARDS Blake	27:58	3/4	75	1/2														2						1																
*13	DENNERLEY Joel	32:00																																							
Team																																									
Totals			15/33	45	5/12	1/5	1/1	6/12											5	8	8		4/4	9	3														1		1
Cap No.	Goalkeepers	Time Played	Saves/Shots											Timeouts																											
			Total	%	A	C	D	X	6m	6mF	PS	CA	CO																												
*13	DENNERLEY Joel	12:19	63	5/9	2/3			5/7																																	2
Totals			12/19	63	5/9	2/3			5/7																																1
																		Exclusions with Substitution		1																					
																		Exclusions w/Subst after 4 min.		0																					

Head Coach	FATOVIC Elvis
Official	HAMILL Timothy
Official	KONTIC Dean (CRO)

KAZ - Kazakhstan (Blue)

Cap No.	Name	Time Played	Goals/Shots											TF	ST	RB	BL	SP	Personal Fouls																							
			Total	%	A	C	D	X	6m	6mF	PS	CA	CO						CP	FP	DS	M6	CS	DE	P	EX																
*1	MAKHMETOV Madikhan	32:00																																								
*2	MEDVEDEV Yevgeniy	22:20	0/3	0	0/2			0/1											1	1	1																					
3	AUBAKIROV Miras	22:13																1		2		0/1		1																		
*4	MARKOVIC Dusan	20:12	0/2	0	0/1			0/1												1	1	3		1																		
5	SHMIDER Alexey	21:17	1/4	25	0/2			1/2													1																					
6	ARTYUKH Danil	5:24																						3																S		
*7	SHAKENOV Murat	24:48	2/5	40	2/5														1			1			1																	
*8	VUKSANOVIC Srdan	2:10	0/2	0				0/2														0/1																		S		
*9	UKUMANOV Rustam	21:31	2/4	50		1/1		1/3														1			1																	
*10	RUDAY Mikhail	16:29	1/3	33	1/1	0/2																		1																		
11	ALTAYEV Altay	15:12	0/1	0		0/1																																				
12	SHVEDOV Stanislav	20:24	1/3	33	1/1			0/2																																		
Team																																										
Totals			7/27	26	4/12	1/4		2/11											3	3	5	6	0/4	6	3																2	
Cap No.	Goalkeepers	Time Played	Saves/Shots											Timeouts																												
			Total	%	A	C	D	X	6m	6mF	PS	CA	CO																													
*1	MAKHMETOV Madikhan	9:24	38	3/8	2/3	0/1	4/10																																		2	
Totals			9/24	38	3/8	2/3	0/1	4/10																																		2
																		Exclusions with Substitution		2																						
																		Exclusions w/Subst after 4 min.		0																						

Head Coach	KNEZEVIC Nemanja (MNE)
Official	SHVEDOV Alexandr



Results

結果 / Résultats

AUS 15 - 7 KAZ

(4:1, 3:0, 5:2, 3:4)

Match 30

Referees: MOLLER German (ARG)
GOLDENBERG Michael (USA)

FINA Delegates: ZHAO Qi
KRIVOKAPIC Milorad

Period	AUS - Australia												KAZ - Kazakhstan															
	Possession		Goals (G) / Shots (Sh)						Extra Player Efficiency			EX			Possession		Goals (G) / Shots (Sh)						Extra Player Efficiency			EX		
	#	Time	AA		X		PS		G	EPS	%	S	N	#	Time	AA		X		PS		G	EPS	%	S	N		
Quarter 1	11	3:04	2	6	2	4			2	4	50			7	4:56	1	1		4			0	4	0	1			
Quarter 2	9	3:27	2	5	1	4			1	3	33			8	4:33		6		3			0	2	0				
Quarter 3	13	2:59	4	7	1	2			1	2	50	1		9	5:01	2	5		2			0	2	0	1			
Quarter 4	7	3:42	1	3	2	2			2	3	67			7	4:18	2	4	2	2			2	4	50				
Totals	40	13:12	9	21	6	12			6	12	50	1		31	18:48	5	16	2	11			2	12	17	2			

Match AUS - KAZ														
Possession		Goals (G) / Shots (Sh)						Extra Player Efficiency			DE	EX		
#	Time	AA		X		PS		G	EPS	%		S	N	
71	32:00	14	37	8	23			8	24	33		3		

Legend:															
#	Number of possessions	%	Efficiency	*	Starting line-up	6m	6 metre direct shot in free throw situation								
6mF	6 metre shot after free throw and movement			A	Action shot	AA	All action shots (A, C, D, 6m, 6mF, CA and CO)								
BL	Blocked shots	C	Centre shot	CA	Counter attack shot	CO	Corner shot								
CP	Centre forward position exclusion			CS	Counter attacking situation exclusion										
DE	Double Exclusion	DS	Driving situation exclusion	EPS	Extra Player Situation			EX	Exclusion (S - with substitution, N - with substitution after 4 min.)						
FP	Field exclusion	G	Goals	M6	Exclusion in 6 metre free throw situation			D	Shot in driving situation						
P	Penalty Foul	PS	Penalty shot	RB	Rebounds			RC	Red Card			No.	Number		
SP	Sprint (Won/Sprints)			TF	Turnover Fouls			X	Extra player shot			Sh	Shots		
		ST	Steals					YC	Yellow Card						



Results
 結果 / Résultats
GRE 10 - 4 MNE
 (1:0, 2:1, 3:1, 4:2)

Match 31

Referees: ALEXANDRESCU Adrian (ROU)
 SEVERO Alessandro (ITA)

FINA Delegates: KURODA Katsumi
 SHARONOV Evgeny

GRE - Greece (White)

Cap No.	Name	Time Played	Goals/Shots											TF	ST	RB	BL	SP	Personal Fouls												
			Total	%	A	C	D	X	6m	6mF	PS	CA	CO						CP	FP	DS	M6	CS	DE	P	EX					
*1	ZERDEVAS Emmanouil	32:00															1														
*2	GENIDOUNIAS Konstantinos	25:08	5/10	50	3/7												1			0/1											
*3	SKOUMPAKIS Dimitrios	6:18	0/2	0	0/2												1					3								S	
4	KAPOTSIS Marios	17:22	1/3	33	1/2													1	1			2									
*5	FOUNTOULIS Ioannis	25:23	1/6	17	1/6													2	1												
6	PAPANASTASIOU Alexandros	21:09	1/1	100						1/1										2/3	1										
7	DERVISIS Georgios	19:35	0/1	0	0/1												1		3		1										
*8	ARGYROPOULOS KANAKAKIS Stylianos	22:33	1/3	33	1/1												1	2			1										
9	MOURIKIS Konstantinos	11:18	0/2	0	0/1	0/1															1										
*10	KOLOMIVOS Christodoulos	8:33															1	1	1												
11	GKIOUVETSIS Konstantinos	9:59	1/2	50	0/1					1/1							1	1													
*12	VLACHOPOULOS Angelos	24:42	0/2	0						0/2								2				1				1					
Team																	1														
Totals			10/32	31	6/21	0/1		2/7			2/2	0/1					5	6	7	5	2/4	10				1				1	
Cap No.	Goalkeepers	Time Played	Saves/Shots											Personal Fouls																	
			Total	%	A	C	D	X	6m	6mF	PS	CA	CO	CP	FP	DS	M6	CS	DE	P	EX										
*1	ZERDEVAS Emmanouil	8:12	67	5/7	2/3		1/1					0/1																			1
Totals		8:12	67	5/7	2/3		1/1					0/1																			1
Timeouts																			1												
Exclusions with Substitution																			1												
Exclusions w/Subst after 4 min.																			0												

Head Coach	VLACHOS Theodoros
Official	KRAVARITIS Dimitrios
Official	MARINOS Georgios

MNE - Montenegro (Blue)

Cap No.	Name	Time Played	Goals/Shots											TF	ST	RB	BL	SP	Personal Fouls												
			Total	%	A	C	D	X	6m	6mF	PS	CA	CO						CP	FP	DS	M6	CS	DE	P	EX					
*1	KANDIC Slaven	32:00																2													
*2	BRGULJAN Drasko	12:05	1/3	33	1/3												1	2		2/3									1	S	
3	PERKOVIC Miroslav	13:34	0/3	0	0/2					0/1												2							1	S	
*4	PETKOVIC Marko	12:16																													
*5	CUCKOVIC Uros	13:58	1/3	33		1/1				0/2									1												
6	POPADIC Vlado	23:51	0/1	0	0/1												1			0/1											
7	VIDOVIC Stefan	12:53																			1										
*8	UKROPINA Aleksa	26:50	0/5	0	0/3					0/2									2	1											
*9	IVOVIC Aleksandar	30:23	2/4	50	1/1					0/2				1/1			1		1	1											
*10	SPAIC Vladan	8:40	0/1	0		0/1											1			1										S	
11	MATKOVIC Dusan	26:47	0/6	0	0/5					0/1									1							1					
12	BANICEVIC Dusan	10:43																1				2									
Team																	2														
Totals			4/26	15	2/13	1/4		0/8			1/1						5	4	6	4	2/4	5				1			2	3	
Cap No.	Goalkeepers	Time Played	Saves/Shots											Personal Fouls																	
			Total	%	A	C	D	X	6m	6mF	PS	CA	CO	CP	FP	DS	M6	CS	DE	P	EX										
*1	KANDIC Slaven	15:25	60	10/16	1/1		3/5			0/2	1/1																				2
Totals		15:25	60	10/16	1/1		3/5			0/2	1/1																				2
Timeouts																			2												
Exclusions with Substitution																			3												
Exclusions w/Subst after 4 min.																			0												

Head Coach	GOJKOVIC Vladimir
Official	SCEPANOVIC Milos
Official	IVANOVSKI Zoran



Results

結果 / Résultats

GRE 10 - 4 MNE

(1:0, 2:1, 3:1, 4:2)

Match 31

Referees: ALEXANDRESCU Adrian (ROU)
SEVERO Alessandro (ITA)

FINA Delegates: KURODA Katsumi
SHARONOV Evgeny

Period	GRE - Greece												MNE - Montenegro															
	Possession		Goals (G) / Shots (Sh)						Extra Player Efficiency			EX			Possession		Goals (G) / Shots (Sh)						Extra Player Efficiency			EX		
	#	Time	AA		X		PS		G	EPS	%	S	N	#	Time	AA		X		PS		G	EPS	%	S	N		
Quarter 1	9	4:23	1	5		2			0	2	0			11	3:37		4		2			0	2	0				
Quarter 2	9	3:27	1	7	1	2			1	2	50			7	4:33	1	3		2			0	2	0				
Quarter 3	11	4:25	1	5		2	2	2	0	1	0			9	3:35	1	6		1			0	2	0	3			
Quarter 4	8	4:26	3	6	1	1			1	1	100	1		7	3:34	2	5		3			0	4	0				
Totals	37	16:41	6	23	2	7	2	2	2	6	33	1		34	15:19	4	18		8			0	10	0	3			

Match GRE - MNE														
Possession		Goals (G) / Shots (Sh)						Extra Player Efficiency			DE	EX		
#	Time	AA		X		PS		G	EPS	%		S	N	
71	32:00	10	41	2	15	2	2	2	2	16	13		4	

Legend:														
#	Number of possessions	%	Efficiency	*	Starting line-up	6m	6 metre direct shot in free throw situation							
6mF	6 metre shot after free throw and movement			A	Action shot	AA	All action shots (A, C, D, 6mF, CA and CO)							
BL	Blocked shots	C	Centre shot	CA	Counter attack shot	CO	Corner shot							
CP	Centre forward position exclusion			CS	Counter attacking situation exclusion									
DE	Double Exclusion	DS	Driving situation exclusion	EPS	Extra Player Situation	EX	Exclusion (S - with substitution, N - with substitution after 4 min.)							
FP	Field exclusion	G	Goals	M6	Exclusion in 6 metre free throw situation									
P	Penalty Foul	PS	Penalty shot	RB	Rebounds	RC	Red Card							
SP	Sprint (Won/Sprints)	ST	Steals	TF	Turnover Fouls	X	Extra player shot							
							D	Shot in driving situation						
							No.	Number						
							Sh	Shots						
							YC	Yellow Card						



Results

結果 / Résultats

ITA 6 - 10 SRB

(2:5, 1:4, 1:0, 2:1)

Match 32

Referees: VOEVODIN Arkadiy (RUS)
STAVRIDIS Georgios (GRE)

FINA Delegates: KOGANOV Mark
INOUE Takeshi

Period	ITA - Italy													SRB - Serbia												
	Possession		Goals (G) / Shots (Sh)						Extra Player Efficiency			EX		Possession		Goals (G) / Shots (Sh)						Extra Player Efficiency			EX	
	#	Time	AA		X		PS		G	EPS	%	S	N	#	Time	AA		X		PS		G	EPS	%	S	N
Quarter 1	7	4:16		2	2	4			2	5	40			8	3:44	4	7	1	2			1	3	33		
Quarter 2	10	5:31		6	1	3			1	2	50			12	2:29	2	5	2	4			2	4	50		
Quarter 3	9	3:29		4	1	6			1	6	17	1		7	4:31		4		1			1	0	1	0	
Quarter 4	7	6:14	1	5	1	3			1	3	33			11	1:46	1	6								1	
Totals	33	19:30	1	17	5	16			5	16	31	1		38	12:30	7	22	3	7			1	3	8	38	1

Match ITA - SRB																
Possession		Goals (G) / Shots (Sh)						Extra Player Efficiency			DE	EX				
#	Time	AA		X		PS		G	EPS	%		S	N			
71	32:00	8	39	8	23			1	8	24	33		2			

Legend:																																																		
#	Number of possessions	%	Efficiency	*	Starting line-up	6m	6 metre direct shot in free throw situation																																											
6mF	6 metre shot after free throw and movement						A	Action shot										AA	All action shots (A, C, D, 6m, 6mF, CA and CO)																															
BL	Blocked shots						C	Centre shot										CA	Counter attack shot										CO	Corner shot																				
CP	Centre forward position exclusion						CS	Counter attacking situation exclusion										D	Shot in driving situation																															
DE	Double Exclusion						DS	Driving situation exclusion										EPS	Extra Player Situation										EX	Exclusion (S - with substitution, N - with substitution after 4 min.)																				
FP	Field exclusion						G	Goals										M6	Exclusion in 6 metre free throw situation										No.	Number																				
P	Penalty Foul						PS	Penalty shot										RB	Rebounds										RC	Red Card										Sh	Shots									
SP	Sprint (Won/Sprints)						ST	Steals										TF	Turnover Fouls										X	Extra player shot										YC	Yellow Card									



Results

結果 / Résultats

HUN 15 - 11 CRO

(2:3, 5:2, 4:3, 4:3)

Match 33

Referees: DERVIEUX Sebastien (FRA)
OHME Frank (GER)

FINA Delegates: KEMAN Wim
PINKER Guy

Period	HUN - Hungary												CRO - Croatia															
	Possession		Goals (G) / Shots (Sh)						Extra Player Efficiency			EX			Possession		Goals (G) / Shots (Sh)						Extra Player Efficiency			EX		
	#	Time	AA		X		PS		G	EPS	%	S	N	#	Time	AA		X		PS		G	EPS	%	S	N		
Quarter 1	9	3:45	2	7		2			0	2	0			10	4:15		3	3	5			3	5	60				
Quarter 2	11	2:30	2	4	3	4			3	4	75			9	5:30	1	5	1	2			1	3	33				
Quarter 3	12	3:52	1	2	3	6			3	4	75	1		10	4:08	1	4	2	4			2	2	100	1			
Quarter 4	11	3:04	2	3	1	1	1	1	1	1	100	2		9	4:56		4	3	7			3	5	60				
Totals	43	13:11	7	16	7	13	1	1	7	11	64	3		38	18:49	2	16	9	18			9	15	60	1			

Match HUN - CRO														
Possession		Goals (G) / Shots (Sh)						Extra Player Efficiency			DE	EX		
#	Time	AA		X		PS		G	EPS	%		S	N	
81	32:00	9	32	16	31	1	1	16	26	62		4		

Legend:														
#	Number of possessions	%	Efficiency	*	Starting line-up	6m	6 metre direct shot in free throw situation							
6mF	6 metre shot after free throw and movement			A	Action shot	AA	All action shots (A, C, D, 6m, 6mF, CA and CO)							
BL	Blocked shots	C	Centre shot	CA	Counter attack shot	CO	Corner shot							
CP	Centre forward position exclusion			CS	Counter attacking situation exclusion									
DE	Double Exclusion	DS	Driving situation exclusion	EPS	Extra Player Situation	EX	Exclusion (S - with substitution, N - with substitution after 4 min.)							
FP	Field exclusion	G	Goals	M6	Exclusion in 6 metre free throw situation		D	Shot in driving situation						
P	Penalty Foul	PS	Penalty shot	RB	Rebounds	RC	Red Card	No.	Number					
SP	Sprint (Won/Sprints)	ST	Steals	TF	Turnover Fouls	X	Extra player shot	Sh	Shots					
								YC	Yellow Card					



Results

結果 / Résultats

Match 34

USA 8 - 12 ESP
(3:3, 3:3, 0:1, 2:5)

Referees: ZWART Michiel (NED)
KUN Gyorgy (HUN)

FINA Delegates: MOLNAR Tamas
KRIVOKAPIC Milorad

USA - United States (White)

Cap No.	Name	Time Played	Goals/Shots											TF	ST	RB	BL	SP	Personal Fouls													
			Total	%	A	C	D	X	6m	6mF	PS	CA	CO						CP	FP	DS	M6	CS	DE	P	EX						
*1	WOLF Alex	32:00																2														
*2	HOOPER Johnny	22:52	0/2	0	0/1			0/1									1	2			3/4	1									1	
3	VAVIC Marko	15:29	0/2	0	0/1			0/1											1													
4	OBERT Alex	17:37	2/6	33		1/2		1/4											1													
5	DAUBE Hannes	24:51	3/8	38	1/3			2/5											1	1		1										
*6	CUPIDO Luca	24:34	1/2	50	0/1			1/1										1	2	1		1							1			
*7	HALLOCK Ben	16:32	1/1	100				1/1														2		1							S	
*8	WOODHEAD Dylan	12:26	0/1	0	0/1												1		1	1		2										
*9	BOWEN Alex	25:02	1/5	20	1/2			0/2	0/1									1	1													
10	STEVENSON Ben	7:24															1															
11	SMITH Jesse	3:00																				1					1				S	
*12	IRVING Max	22:13																1	1													
Team																	2															
Totals			8/27	30	2/9	1/2		5/15	0/1								5	5	10	3	3/4	8	1		1	1		2	2			
Cap No.	Goalkeepers	Time Played	Saves/Shots											Personal Fouls																		
			Total	%	A	C	D	X	6m	6mF	PS	CA	CO	CP	FP	DS	M6	CS	DE	P	EX											
*1	WOLF Alex	8/20	40	3/7	0/1			3/6	0/1		0/2	2/3																				
Totals			8/20	40	3/7	0/1		3/6	0/1		0/2	2/3																				
Timeouts																						2										
Exclusions with Substitution																						2										
Exclusions w/Subst after 4 min.																						0										

Head Coach	UDOVICIC Dejan (SRB)	YC
Official	RODRIGUEZ Alex	
Official	ARROYO Gavin	

ESP - Spain (Blue)

Cap No.	Name	Time Played	Goals/Shots											TF	ST	RB	BL	SP	Personal Fouls												
			Total	%	A	C	D	X	6m	6mF	PS	CA	CO						CP	FP	DS	M6	CS	DE	P	EX					
*1	LOPEZ PINEDO Daniel	32:00																1													
*2	MUNARRIZ EGANA Alberto	28:41	2/4	50	0/2						2/2						2	1			2										
*3	GRANADOS ORTEGA Alvaro	25:20	2/8	25	1/3			0/3	1/1			0/1				1	1	1		0/1	1										
4	SANAHUJA Bernat	13:32	2/2	100	1/1			1/1									3			0/1	1										
*5	de TORO DOMINGUEZ Miguel	14:07	1/1	100				1/1											1												
*6	LARUMBE GONFAUS Marc	20:04																	1		1	1									
*7	FAMERA Martin	9:44	0/2	0	0/2															1/2	3										
8	FERNANDEZ MIRANDA Francisco	15:46	2/3	67	1/2							1/1						1	1				1								
9	TAHULL COMPTE Roger	14:09	1/3	33		1/2		0/1											1												
*10	PERRONE ROCHA Felipe	25:48	1/3	33	0/1			1/1				0/1					1	1			2										
11	MALLARACH GUELL Blai	15:21	1/3	33	1/1			0/2								1	1	1													
12	BUSTOS SANCHEZ Alejandro	9:28																			2	1								S	
Team																															
Totals			12/29	41	4/12	1/2		3/9	1/1		2/2	1/3				2	9	5	4	1/4	11	3		1							
Cap No.	Goalkeepers	Time Played	Saves/Shots											Personal Fouls																	
			Total	%	A	C	D	X	6m	6mF	PS	CA	CO	CP	FP	DS	M6	CS	DE	P	EX										
*1	LOPEZ PINEDO Daniel	11/19	58	4/6	1/2			6/11																							
Totals			11/19	58	4/6	1/2		6/11																							
Timeouts																						1									
Exclusions with Substitution																						2									
Exclusions w/Subst after 4 min.																						0									

Head Coach	MARTIN LOZANO David	
Official	IVANOV PIRALKOV Svilen	
Official	APARICIO SUNEN Antonio Francisco	



Results

結果 / Résultats

USA 8 - 12 ESP

(3:3, 3:3, 0:1, 2:5)

Match 34

Referees: ZWART Michiel (NED)
KUN Gyorgy (HUN)

FINA Delegates: MOLNAR Tamas
KRIVOKAPIC Milorad

Period	USA - United States												ESP - Spain															
	Possession		Goals (G) / Shots (Sh)						Extra Player Efficiency			EX			Possession		Goals (G) / Shots (Sh)						Extra Player Efficiency			EX		
	#	Time	AA		X		PS		G	EPS	%	S	N	#	Time	AA		X		PS		G	EPS	%	S	N		
Quarter 1	8	2:40	1	2	2	3			2	3	67			7	5:20	1	4	2	3			2	3	67				
Quarter 2	9	4:19	1	4	2	3			2	3	67	1		7	3:41	2	4	1	2			1	2	50				
Quarter 3	8	4:06		1		4			0	4	0			10	3:54	1	7		2			0	2	0				
Quarter 4	8	5:06	1	5	1	5			1	4	25	1		8	2:54	3	3		2	2	2	0	2	0	2			
Totals	33	16:11	3	12	5	15			5	14	36	2		32	15:49	7	18	3	9	2	2	3	9	33	2			

Match USA - ESP														
Possession		Goals (G) / Shots (Sh)						Extra Player Efficiency			DE	EX		
#	Time	AA		X		PS		G	EPS	%		S	N	
65	32:00	10	30	8	24	2	2	8	23	35		4		

Legend:														
#	Number of possessions	%	Efficiency	*	Starting line-up	6m	6 metre direct shot in free throw situation							
6mF	6 metre shot after free throw and movement			A	Action shot	AA	All action shots (A, C, D, 6m, 6mF, CA and CO)							
BL	Blocked shots	C	Centre shot	CA	Counter attack shot	CO	Corner shot							
CP	Centre forward position exclusion			CS	Counter attacking situation exclusion									
DE	Double Exclusion	DS	Driving situation exclusion	EPS	Extra Player Situation	EX	Exclusion (S - with substitution, N - with substitution after 4 min.)							
FP	Field exclusion	G	Goals	M6	Exclusion in 6 metre free throw situation	No.	Number							
P	Penalty Foul	PS	Penalty shot	RB	Rebounds	RC	Red Card							
SP	Sprint (Won/Sprints)	ST	Steals	TF	Turnover Fouls	X	Extra player shot							
						YC	Yellow Card							



Results

結果 / Résultats

Match 35

MNE 10 - 12 CRO (0:1, 4:5, 3:3, 3:3)

Referees: SALNICHENKO Viktor (KAZ)
KUN Gyorgy (HUN)

FINA Delegates: INOUE Takeshi
CAMERON Don

MNE - Montenegro (White)

Cap No.	Name	Time Played	Goals/Shots											TF	ST	RB	BL	SP	Personal Fouls													
			Total	%	A	C	D	X	6m	6mF	PS	CA	CO						CP	FP	DS	M6	CS	DE	P	EX						
*2	BRGULJAN Drasko	22:15	1/6	17	0/3				1/3								1		2		0/2											
3	PERKOVIC Miroslav	9:45	2/3	67		2/3											1						1									
*4	PETKOVIC Marko	25:06	0/7	0	0/5			0/1	0/1								2					1										
*5	CUCKOVIC Uros	6:25																				2										
6	POPADIC Vlado	21:57	0/2	0	0/1			0/1								1	2			1/2	1						1					
7	VIDOVIC Stefan	16:31	1/2	50				1/2									1					1										
*8	UKROPINA Aleksa	20:52	1/5	20	0/2	0/1		1/1					0/1				2	3				1										
*9	IVOVIC Aleksandar	30:49	3/4	75	2/2				0/1				1/1						1													
*10	SPAIC Vladan	9:29	0/2	0		0/1		0/1									2															
11	MATKOVIC Dusan	23:29	2/4	50	0/1			0/1				1/1	1/1																			
12	BANICEVIC Dusan	5:22	0/1	0		0/1																1										
*13	TESANOVIC Petar	32:00															2															
Team																																
Totals			10/36	28	2/14	2/6		3/10	0/2			1/1	2/3			4	10	6	2	1/4	8								1			
Cap No.	Goalkeepers	Time Played	Saves/Shots											Timeouts																		
			Total	%	A	C	D	X	6m	6mF	PS	CA	CO																			
*13	TESANOVIC Petar	7:19	37	2/6	0/3	0/1	4/7				1/2				2																	
Totals			7/19	37	2/6	0/3	0/1	4/7			1/2				0																	

Head Coach	GOJKOVIC Vladimir	YC
Official	SCEPANOVIC Milos	
Official	IVANOVSKI Zoran	

CRO - Croatia (Blue)

Cap No.	Name	Time Played	Goals/Shots											TF	ST	RB	BL	SP	Personal Fouls														
			Total	%	A	C	D	X	6m	6mF	PS	CA	CO						CP	FP	DS	M6	CS	DE	P	EX							
*2	MACAN Marko	10:52																					3									S	
3	FATOVIC Loren	17:38	2/2	100	1/1			1/1							1		1	1					1										
4	LONCAR Luka	17:43	2/2	100		1/1		1/1									1																
*5	JOKOVIC Maro	24:53	1/2	50	0/1		1/1												3												1		
*6	BUKIC Luka	26:30	0/4	0				0/4													1/1	1											
*7	VUKICEVIC Ante	21:06	3/7	43	2/5			0/1					1/1			1	1				1												
8	BUSLJE Andro	15:20															1					2											
*9	MILOS Lovre	22:05	1/4	25	1/3								0/1					1		2/3	1												
*10	VRLIC Josip	14:17	2/2	100		2/2										1						1											
11	OBRADOVIC Paulo	8:06	1/1	100				1/1							1												1						
12	GARCIA GADEA Javier	13:30																				1											
*13	MARCELIC Ivan	32:00																															
Team																																	
Totals			12/24	50	4/10	3/3	1/1	3/8				1/2			4	3	6	5	3/4	7	2	1				1			1	1			
Cap No.	Goalkeepers	Time Played	Saves/Shots											Timeouts																			
			Total	%	A	C	D	X	6m	6mF	PS	CA	CO																				
*13	MARCELIC Ivan	17:27	63	8/10	3/5		4/7	1/1		0/1	1/3																						
Totals			17/27	63	8/10	3/5	4/7	1/1		0/1	1/3			0																			

Head Coach	TUCAK Ivica
Official	SMODLAKA Mile
Official	SUKNO Sandro



FRI 6 AUG 2021
Start Time: 14:00

Results

結果 / Résultats

Match 35

MNE 10 - 12 CRO
(0:1, 4:5, 3:3, 3:3)

Referees: SALNICHENKO Viktor (KAZ)
KUN Gyorgy (HUN)

FINA Delegates: INOUE Takeshi
CAMERON Don

Period	MNE - Montenegro												CRO - Croatia															
	Possession		Goals (G) / Shots (Sh)						Extra Player Efficiency			EX			Possession		Goals (G) / Shots (Sh)						Extra Player Efficiency			EX		
	#	Time	AA		X		PS		G	EPS	%	S	N	#	Time	AA		X		PS		G	EPS	%	S	N		
Quarter 1	10	3:09		8		1			0	1	0			6	4:51	1	2		2			0	2	0				
Quarter 2	10	2:53	2	5	1	2	1	1	1	3	33			7	5:07	4	4	1	1			1	1	100				
Quarter 3	11	2:28	2	6	1	2			1	2	50			11	5:32	1	4	2	5			2	5	40				
Quarter 4	9	4:56	2	6	1	5			1	4	25			9	3:04	3	6								1			
Totals	40	13:26	6	25	3	10	1	1	3	10	30			33	18:34	9	16	3	8			3	8	38	1			

Match MNE - CRO														
Possession		Goals (G) / Shots (Sh)						Extra Player Efficiency			DE	EX		
#	Time	AA		X		PS		G	EPS	%		S	N	
73	32:00	15	41	6	18	1	1	6	18	33		1		

Legend:														
#	Number of possessions	%	Efficiency	*	Starting line-up	6m	6 metre direct shot in free throw situation							
6mF	6 metre shot after free throw and movement			A	Action shot	AA	All action shots (A, C, D, 6m, 6mF, CA and CO)							
BL	Blocked shots	C	Centre shot	CA	Counter attack shot	CO	Corner shot							
CP	Centre forward position exclusion			CS	Counter attacking situation exclusion									
DE	Double Exclusion	DS	Driving situation exclusion	EPS	Extra Player Situation	EX	Exclusion (S - with substitution, N - with substitution after 4 min.)							
FP	Field exclusion	G	Goals	M6	Exclusion in 6 metre free throw situation		D	Shot in driving situation						
P	Penalty Foul	PS	Penalty shot	RB	Rebounds	RC	Red Card	No.	Number					
SP	Sprint (Won/Sprints)	ST	Steals	TF	Turnover Fouls	X	Extra player shot	Sh	Shots					
								YC	Yellow Card					



Results

結果 / Résultats

ITA 6 - 7 USA
(2:2, 1:3, 2:0, 1:2)

Match 36

Referees: DERVIEUX Sebastien (FRA)
BUCH Xevi (ESP)

FINA Delegates: PINKER Guy
KURODA Katsumi

Period	ITA - Italy												USA - United States															
	Possession		Goals (G) / Shots (Sh)						Extra Player Efficiency			EX			Possession		Goals (G) / Shots (Sh)						Extra Player Efficiency			EX		
	#	Time	AA		X		PS		G	EPS	%	S	N	#	Time	AA		X		PS		G	EPS	%	S	N		
Quarter 1	6	5:36	2	2		3			0	3	0			10	2:24	1	2	1	5			1	4	25				
Quarter 2	9	3:51		3	1	4			1	5	20			11	4:09	1	5	1	4	1	1	1	3	33				
Quarter 3	11	3:08	1	5	1	2			1	3	33			8	4:52		4		1			0	1	0				
Quarter 4	6	6:17		3	1	1		1	1	3	33			8	1:43	1	4	1	1			1	1	100	3			
Totals	32	18:52	3	13	3	10	1	3	14	21			37	13:08	3	15	3	11	1	1	3	9	33	3	3			

Match ITA - USA														
Possession		Goals (G) / Shots (Sh)						Extra Player Efficiency			DE	EX		
#	Time	AA		X		PS		G	EPS	%		S	N	
69	32:00	6	28	6	21	1	2	6	23	26		3		

Legend:														
#	Number of possessions	%	Efficiency	*	Starting line-up	6m	6 metre direct shot in free throw situation							
6mF	6 metre shot after free throw and movement			A	Action shot	AA	All action shots (A, C, D, 6mF, CA and CO)							
BL	Blocked shots	C	Centre shot	CA	Counter attack shot	CO	Corner shot							
CP	Centre forward position exclusion			CS	Counter attacking situation exclusion									
DE	Double Exclusion	DS	Driving situation exclusion	EPS	Extra Player Situation	EX	Exclusion (S - with substitution, N - with substitution after 4 min.)							
FP	Field exclusion	G	Goals	M6	Exclusion in 6 metre free throw situation									
P	Penalty Foul	PS	Penalty shot	RB	Rebounds	RC	Red Card							
SP	Sprint (Won/Sprints)	ST	Steals	TF	Turnover Fouls	X	Extra player shot							
							D	Shot in driving situation						
							No.	Number						
							Sh	Shots						
							YC	Yellow Card						



Results

結果 / Résultats

Match 37

GRE 9 - 6 HUN
(2:1, 1:1, 2:2, 4:2)

Referees: GOLDENBERG Michael (USA)
VOEVODIN Arkadiy (RUS)

FINA Delegates: KOGANOV Mark
HOEPELMAN Ilja

GRE - Greece (White)

Cap No.	Name	Time Played	Goals/Shots											TF	ST	RB	BL	SP	Personal Fouls													
			Total	%	A	C	D	X	6m	6mF	PS	CA	CO						CP	FP	DS	M6	CS	DE	P	EX						
*1	ZERDEVAS Emmanouil	32:00																2	0/1	1				1								
*2	GENIDOUNIAS Konstantinos	30:37	0/6	0	0/4				0/2																							
*3	SKOUMPAKIS Dimitrios	9:57	1/2	50	1/1	0/1																3								1	S	
4	KAPOTSIS Marios	18:14	0/1	0	0/1													1			1	1										
*5	FOUNTOULIS Ioannis	25:46	1/7	14	1/4			0/3									4	1			1	1										
*6	PAPANASTASIOU Alexandros	15:24																		2/3	2	1					1		S			
7	DERVISIS Georgios	8:18	0/1	0	0/1																3										S	
8	ARGYROPOULOS KANAKAKIS Stylianos	12:29	4/6	67	0/1			4/5													2											
9	MOURIKIS Konstantinos	12:28	0/1	0				0/1																								
*10	KOLOMVOS Christodoulos	15:09																1	2		2											
11	GKIOUVETSIS Konstantinos	11:38	2/2	100				2/2										2	1													
*12	VLACHOPOULOS Angelos	32:00	1/3	33	0/2			1/1										1	2													
Team																	4															
Totals			9/29	31	2/14	0/1		7/14										6	3	6	8	2/4	15	3		1		2			3	
Cap No.	Goalkeepers	Time Played	Saves/Shots											Timeouts																		
			Total	%	A	C	D	X	6m	6mF	PS	CA	CO																			
*1	ZERDEVAS Emmanouil	7/13	54	5/7				2/6										2														
Totals			7/13	54	5/7			2/6										3														
																	Exclusions w/Subst after 4 min. 0															

Head Coach	VLACHOS Theodoros
Official	KRAVARITIS Dimitrios
Official	MARINOS Georgios

HUN - Hungary (Blue)

Cap No.	Name	Time Played	Goals/Shots											TF	ST	RB	BL	SP	Personal Fouls														
			Total	%	A	C	D	X	6m	6mF	PS	CA	CO						CP	FP	DS	M6	CS	DE	P	EX							
*1	NAGY Viktor	32:00																															
2	ANGYAL Daniel	17:14	0/3	0	0/2			0/1										1				1											
*3	MANHERCZ Krisztian	28:36	2/5	40	0/1			2/3	0/1											1	1/1												
4	ZALANKI Gergo	27:01	1/7	14	1/4			0/3										1	2		1/1												
*5	VAMOS Marton	17:17	1/3	33	0/1			1/2														1				1	1						
6	HOSNYANSZKY Norbert	5:19																			3											S	
7	PASZTOR Matyas	10:38	1/2	50	0/1			1/1													1												
*8	JANSIK Szilard	7:48	0/1	0	0/1																	3											S
*9	ERDELYI Balazs	21:41	0/2	0	0/1			0/1										1	2	3	0/2	1											
*10	VARGA Denes	29:14	1/4	25	1/2			0/2												2							1						
*11	MEZEI Tamas	12:53																				1											
12	HARAI Balazs	14:19																			1										1		
Team																	4																
Totals			6/27	22	2/13			4/13	0/1									4	2	9	6	2/4	10	1	1		3	2			2		
Cap No.	Goalkeepers	Time Played	Saves/Shots											Timeouts																			
			Total	%	A	C	D	X	6m	6mF	PS	CA	CO																				
*1	NAGY Viktor	8/17	47	6/8				2/9										2															
Totals			8/17	47	6/8			2/9										2															
																	Exclusions w/Subst after 4 min. 0																

Head Coach	MAR CZ Tamas	YC
Official	NEMETH Zsolt	
Official	MATEFALVY Csaba	



Results

結果 / Résultats

GRE 9 - 6 HUN

(2:1, 1:1, 2:2, 4:2)

Match 37

Referees: GOLDENBERG Michael (USA)
VOEVODIN Arkadiy (RUS)

FINA Delegates: KOGANOV Mark
HOEPELMAN Ilja

Period	GRE - Greece												HUN - Hungary															
	Possession		Goals (G) / Shots (Sh)						Extra Player Efficiency			EX			Possession		Goals (G) / Shots (Sh)						Extra Player Efficiency			EX		
	#	Time	AA		X		PS		G	EPS	%	S	N	#	Time	AA		X		PS		G	EPS	%	S	N		
Quarter 1	11	5:48		4	2	6			2	5	40			13	2:12		5	1	3			1	3	33				
Quarter 2	8	4:33		4	1	2			1	2	50			9	3:27	1	4		2			0	3	0				
Quarter 3	8	5:08		4	2	4			2	4	50	1		8	2:52		3	2	3			2	4	50				
Quarter 4	9	4:29	2	3	2	2			2	2	100	2		8	3:31	1	2	1	5			1	6	17	2			
Totals	36	19:58	2	15	7	14			7	13	54	3		38	12:02	2	14	4	13			4	16	25	2			

Match GRE - HUN														
Possession		Goals (G) / Shots (Sh)						Extra Player Efficiency			DE	EX		
#	Time	AA		X		PS		G	EPS	%		S	N	
74	32:00	4	29	11	27			11	29	38	4	5		

Legend:														
#	Number of possessions	%	Efficiency	*	Starting line-up	6m	6 metre direct shot in free throw situation							
6mF	6 metre shot after free throw and movement			A	Action shot	AA	All action shots (A, C, D, 6m, 6mF, CA and CO)							
BL	Blocked shots	C	Centre shot	CA	Counter attack shot	CO	Corner shot							
CP	Centre forward position exclusion			CS	Counter attacking situation exclusion									
DE	Double Exclusion	DS	Driving situation exclusion	EPS	Extra Player Situation	EX	Exclusion (S - with substitution, N - with substitution after 4 min.)							
FP	Field exclusion	G	Goals	M6	Exclusion in 6 metre free throw situation		D	Shot in driving situation						
P	Penalty Foul	PS	Penalty shot	RB	Rebounds	RC	Red Card	No.	Number					
SP	Sprint (Won/Sprints)	ST	Steals	TF	Turnover Fouls	X	Extra player shot	Sh	Shots					
								YC	Yellow Card					



FRI 6 AUG 2021
Start Time: 19:50

Results

結果 / Résultats

SRB 10 - 9 ESP

(2:0, 2:5, 1:2, 5:2)

Match 38

Referees: ALEXANDRESCU Adrian (ROU)
ZWART Michiel (NED)

FINA Delegates: KEMAN Wim
BEBIC Milivoj

SRB - Serbia (White)

Cap No.	Name	Time Played	Goals/Shots											TF	ST	RB	BL	SP	Personal Fouls																		
			Total	%	A	C	D	X	6m	6mF	PS	CA	CO						CP	FP	DS	M6	CS	DE	P	EX											
2	MANDIC Dusan	17:35	3/3	100						3/3							1		1	1			1	1													
*3	DEDOVIC Nikola	24:06	0/1	0					0/1											0/1			2														
*4	RANDELOVIC Sava	3:46																				3													S		
5	LAZIC Dorde	13:55	0/1	0				0/1																													
*6	PIJETLOVIC Dusko	11:48	0/1	0				0/1											1			3													S		
*7	RASOVIC Strahinja	24:14	2/6	33	0/3			2/3											2	1	1/3																
8	ALEKSIC Milan	11:45	0/2	0	0/2													1	2			2															
9	JAKSIC Nikola	18:34	1/1	100				1/1											1			1	1														
*10	FILIPOVIC Filip	26:18	2/3	67				1/1	1/2								2	2		3			1														
*11	PRLAINOVIC Andrija	19:01	1/7	14	0/4			1/3									1		1	1		1	1												S		
12	MITROVIC Stefan	20:58	1/3	33	1/1	0/1		0/1																													
*13	MITROVIC Branislav	32:00																1																			
Team																																					
Totals			10/28	36	1/10	0/1		8/15	1/2								4	4	8	7	1/4	13	4			1	2								3		
Cap No.	Goalkeepers	Time Played	Saves/Shots											Timeouts																							
			Total	%	A	C	D	X	6m	6mF	PS	CA	CO	Timeouts	Exclusions with Substitution	Exclusions w/Subst after 4 min.																					
*13	MITROVIC Branislav	10:19	53	3/3			0/1	7/14					0/1																						1	3	0
Totals			10/19	53	3/3		0/1	7/14					0/1																								

Head Coach	SAVIC Dejan	YC
Official	CIRIC Stefan	
Official	VUJASINOVIC Vladimir	

ESP - Spain (Blue)

Cap No.	Name	Time Played	Goals/Shots											TF	ST	RB	BL	SP	Personal Fouls																			
			Total	%	A	C	D	X	6m	6mF	PS	CA	CO						CP	FP	DS	M6	CS	DE	P	EX												
*1	LOPEZ PINEDO Daniel	31:35																																				
*2	MUNARRIZ EGANA Alberto	25:27	2/4	50	0/2			1/1					1/1				1	1	1	1																		
*3	GRANADOS ORTEGA Alvaro	24:34	1/7	14	0/3			1/4											2	3		1	1															
4	SANAHUJA Bernat	16:37	0/4	0	0/1			0/3													1/1	1																
*5	de TORO DOMINGUEZ Miguel	10:21																				2														S		
*6	LARUMBE GONFAUS Marc	21:45	0/3	0	0/3												1			2		1																
*7	FAMERA Martin	18:43	0/1	0	0/1														1	2		2/3	2															
8	FERNANDEZ MIRANDA Francisco	14:48																				1																
9	TAHULL COMPTE Roger	15:30	2/5	40	0/1	0/1		2/3														2																
*10	PERRONE ROCHA Felipe	23:43	1/3	33	0/1			1/2												1		2	1													S		
11	MALLARACH GUELL Blai	14:20	2/5	40	0/1			2/4																														
12	BUSTOS SANCHEZ Alejandro	6:37	1/1	100				1/1									1					3														S		
Team																																						
Totals			9/33	27	0/13	0/1	1/1	7/17						1/1			4	4	8	3	3/4	15	2			2	1								3			
Cap No.	Goalkeepers	Time Played	Saves/Shots											Timeouts																								
			Total	%	A	C	D	X	6m	6mF	PS	CA	CO	Timeouts	Exclusions with Substitution	Exclusions w/Subst after 4 min.																						
*1	LOPEZ PINEDO Daniel	8:18	44	4/5				4/12	0/1																											2	3	0
Totals			8/18	44	4/5			4/12	0/1																													

Head Coach	MARTIN LOZANO David
Official	IVANOV PIRALKOV Svilen
Official	APARICIO SUNEN Antonio Francisco



FRI 6 AUG 2021
Start Time: 19:50

Results

結果 / Résultats

SRB 10 - 9 ESP

(2:0, 2:5, 1:2, 5:2)

Match 38

Referees: ALEXANDRESCU Adrian (ROU)
ZWART Michiel (NED)

FINA Delegates: KEMAN Wim
BEBIC Milivoj

Period	SRB - Serbia												ESP - Spain																
	Possession		Goals (G) / Shots (Sh)						Extra Player Efficiency			EX			Possession		Goals (G) / Shots (Sh)						Extra Player Efficiency			EX			
	#	Time	AA		X		PS		G	EPS	%	S	N	#	Time	AA		X		PS		G	EPS	%	S	N			
Quarter 1	7	3:07			1	2	4				2	4	50			8	4:53			4		4			0	4	0		
Quarter 2	8	4:51			2	2	5				2	5	40			10	3:09	2	5	3	4			3	4	75			
Quarter 3	12	3:15			7	1	2				1	3	33			11	4:45		5	2	2			2	3	67			
Quarter 4	10	3:55	2	3	3	4					3	5	60	3		11	4:05		2	2	7			2	5	40	3		
Totals	37	15:08	2	13	8	15					8	17	47	3		40	16:52	2	16	7	17			7	16	44	3		

Match SRB - ESP														
Possession		Goals (G) / Shots (Sh)						Extra Player Efficiency			DE	EX		
#	Time	AA		X		PS		G	EPS	%		S	N	
77	32:00	4	29	15	32			15	33	45		6		

Legend:														
#	Number of possessions	%	Efficiency	*	Starting line-up	6m	6 metre direct shot in free throw situation							
6mF	6 metre shot after free throw and movement			A	Action shot	AA	All action shots (A, C, D, 6mF, CA and CO)							
BL	Blocked shots	C	Centre shot	CA	Counter attack shot	CO	Corner shot							
CP	Centre forward position exclusion			CS	Counter attacking situation exclusion									
DE	Double Exclusion	DS	Driving situation exclusion	EPS	Extra Player Situation	EX	Exclusion (S - with substitution, N - with substitution after 4 min.)							
FP	Field exclusion	G	Goals	M6	Exclusion in 6 metre free throw situation	No.	Number							
P	Penalty Foul	PS	Penalty shot	RB	Rebounds	RC	Red Card							
SP	Sprint (Won/Sprints)	ST	Steals	TF	Turnover Fouls	X	Extra player shot							
						YC	Yellow Card							



Results

結果 / Résultats

Match 39

MNE 17 - 18 ITA (2:3, 5:4, 4:5, 3:2) (PSO 3:4)

Referees: SALNICHENKO Viktor (KAZ)
DERVIEUX Sebastien (FRA)

FINA Delegates: HOEPELMAN Ilija
KRIVOKAPIC Milorad

MNE - Montenegro (White)

Cap No.	Name	Time Played	Goals/Shots										TF	ST	RB	BL	SP	Personal Fouls										
			Total	%	A	C	D	X	6m	6mF	PS	CA						CO	CP	FP	DS	M6	CS	DE	P	EX		
*1	KANDIC Slaven	32:00																1										
*2	BRGULJAN Drasko	26:12	2/3	67	2/3												1/3				1							
3	PERKOVIC Miroslav	10:42	1/3	33		0/2				1/1											1							
*4	PETKOVIC Marko	20:33	1/3	33	0/2					1/1											1					1		
*5	CUCKOVIC Uros	16:24																				1						
6	POPADIC Vlado	20:03	1/4	25			1/1	0/1	0/1				0/1					1	1	1	1							
7	VIDOVIC Stefan	9:47	0/3	0	0/1					0/2								1										
*8	UKROPINA Aleksa	22:19	2/5	40	1/4					1/1									3	1		0/1						
*9	IVOVIC Aleksandar	31:06	6/13	46	1/5					1/2	0/1		4/4	0/1					4	1								
10	SPAIC Vladan	8:50	1/2	50		1/2												1						1				
*11	MATKOVIC Dusan	21:06	0/2	0	0/1					0/1									1	1	2			1				
12	BANICEVIC Dusan	4:58																										
Team																												
Totals			14/38	37	4/16	1/4	1/1	4/9	0/2			4/4	0/2					3	12	7	3	1/4	2	2	1		1	
Cap No.	Goalkeepers	Time Played	Saves/Shots										Personal Fouls															
			Total	%	A	C	D	X	6m	6mF	PS	CA	CO	CP	FP	DS	M6	CS	DE	P	EX							
*1	KANDIC Slaven	5/19	26	3/12	0/1	1/1	1/4	0/1																				
Totals			5/19	26	3/12	0/1	1/1	1/4	0/1																			
																		Timeouts	2									
																		Exclusions with Substitution	0									
																		Exclusions w/Subst after 4 min.	0									

Head Coach	GOJKOVIC Vladimir
Official	SCEPANOVIC Milos
Official	IVANOVSKI Zoran

ITA - Italy (Blue)

Cap No.	Name	Time Played	Goals/Shots										TF	ST	RB	BL	SP	Personal Fouls												
			Total	%	A	C	D	X	6m	6mF	PS	CA						CO	CP	FP	DS	M6	CS	DE	P	EX				
*2	Di FULVIO Francesco	30:20	4/8	50	3/5					0/2	1/1							2	1		2	2/3				1	1			
3	LUONGO Stefano	14:58	0/3	0	0/3														1											
4	FIGLIOLI Pietro	16:03	0/1	0						0/1										1						2				
*5	PRESCIUTTI Nicholas	23:30	1/1	100	1/1														3	1							1			
*6	VELOTTO Alessandro	23:54	5/7	71	4/5		0/1	1/1											3	1		1/1			1					
*7	RENZUTO IODICE Vincenzo	21:35	2/2	100	1/1					1/1															1					
*8	ECHENIQUE Gonzalo	7:48																												
9	FIGARI Niccolo	15:40	0/2	0	0/2																1							1		
*10	BODEGAS Michael Alexandre	10:08	1/1	100						1/1								2			1			1						
11	AICARDI Matteo	19:27	1/1	100		1/1													1					1		1				
12	DOLCE Vincenzo	8:37																	1					1						
*13	NICOSIA Gianmarco	32:00																	1										1	
Team																														
Totals			14/26	54	9/17	1/1	0/1	3/6	1/1									5	10	3	4	3/4	3	2	2	3		4		
Cap No.	Goalkeepers	Time Played	Saves/Shots										Personal Fouls																	
			Total	%	A	C	D	X	6m	6mF	PS	CA	CO	CP	FP	DS	M6	CS	DE	P	EX									
*13	NICOSIA Gianmarco	11/25	44	5/9	1/2	0/1	3/7	1/1			0/4	1/1																		
Totals			11/25	44	5/9	1/2	0/1	3/7	1/1			0/4	1/1																	
																		Timeouts	2											
																		Exclusions with Substitution	0											
																		Exclusions w/Subst after 4 min.	0											

Head Coach	CAMPAGNA Alessandro
Official	DUSPIVA Alessandro
Official	POMILIO Amedeo



Results

結果 / Résultats

Match 39

MNE 17 - 18 ITA
(2:3, 5:4, 4:5, 3:2) (PSO 3:4)

Referees: SALNICHENKO Viktor (KAZ)
DERVIEUX Sebastien (FRA)

FINA Delegates: HOEPELMAN Ilija
KRIVOKAPIC Milorad

Penalty Shoot Out

Team: **MNE - Montenegro**

Team: **ITA - Italy**

Goalkeeper: 1 KANDIC Slaven

Goalkeeper: 13 NICOSIA Gianmarco

Cap No.	Player	Goals	Total	Cap No.	Player	Goals	Total
9	IVOVIC Aleksandar	Goal	1 - 0	4	FIGLIOLI Pietro	Goal	1 - 1
11	MATKOVIC Dusan	Goal	2 - 1	7	RENZUTO IODICE Vincenzo	Goal	2 - 2
7	VIDOVIC Stefan	Missed	2 - 2	5	PRESCIUTTI Nicholas	Goal	2 - 3
5	CUCKOVIC Uros	Goal	3 - 3	11	AICARDI Matteo	Saved	3 - 3
3	PERKOVIC Miroslav	Post	3 - 3	2	Di FULVIO Francesco	Goal	3 - 4

	MNE - Montenegro													ITA - Italy															
	Possession		Goals (G) / Shots (Sh)						Extra Player Efficiency			EX		Possession		Goals (G) / Shots (Sh)						Extra Player Efficiency			EX				
	#	Time	AA	X	PS	G	Sh	G	Sh	G	Sh	%	S	N	#	Time	AA	X	PS	G	Sh	G	Sh	G	Sh	%	S	N	
Period																													
Quarter 1	9	4:27		7	2	3						2	2	100															
Quarter 2	7	3:14	5	5								0	1	0															
Quarter 3	10	4:12	1	7	1	3	2	2	1	3	33				9	3:48	2	3	3	4						3	3	100	
Quarter 4	10	4:58		6	1	3	2	2	1	4	25				6	3:02	2	4		1						0	1	0	
PSO							3	5												4	5								
Totals	36	16:51	6	25	4	9	7	9	4	10	40				29	15:09	11	20	3	6	4	5	3	6	50				

Match MNE - ITA														
Possession		Goals (G) / Shots (Sh)						Extra Player Efficiency			DE	EX		
#	Time	AA	X	PS	G	Sh	G	Sh	G	Sh		%	S	N
65	32:00	17	45	7	15	11	14	7	16	44				

Legend:																
#	Number of possessions	%	Efficiency	*	Starting line-up	6m	6 metre direct shot in free throw situation									
6mF	6 metre shot after free throw and movement			A	Action shot	AA	All action shots (A, C, D, 6m, 6mF, CA and CO)									
BL	Blocked shots			C	Centre shot	CA	Counter attack shot									
CP	Centre forward position exclusion			CS	Counter attacking situation exclusion			CO	Corner shot							
DE	Double Exclusion			DS	Driving situation exclusion			EX	Exclusion (S - with substitution, N - with substitution after 4 min.)							
FP	Field exclusion			G	Goals			M6	Exclusion in 6 metre free throw situation							
P	Penalty Foul			PS	Penalty shot			PSO	Penalty Shoot Out							
Sh	Shots			SP	Sprint (Won/Sprints)			ST	Steals			RB	Rebounds			
												TF	Turnover Fouls			
														X	Extra player shot	



SUN 8 AUG 2021
Start Time: 11:00

Results

結果 / Résultats

CRO 14 - 11 USA

(2:3, 4:2, 4:2, 4:4)

Match 40

Referees: SEVERO Alessandro (ITA)
KUN Gyorgy (HUN)

FINA Delegates: MOLNAR Tamas
BALFANBAYEV Alan

Period	CRO - Croatia												USA - United States															
	Possession		Goals (G) / Shots (Sh)						Extra Player Efficiency			EX			Possession		Goals (G) / Shots (Sh)						Extra Player Efficiency			EX		
	#	Time	AA		X		PS		G	EPS	%	S	N	#	Time	AA		X		PS		G	EPS	%	S	N		
Quarter 1	8	3:06	2	4		1			0	2	0			8	4:54	2	6	1	1			1	1	100				
Quarter 2	8	5:14	1	8	3	3			3	4	75			9	2:46		4	2	2			2	2	100				
Quarter 3	9	3:34	1	3	2	3	1	1	2	3	67			10	4:26		2	2	4			2	4	50				
Quarter 4	13	2:35	3	7		4	1	1	0	3	0	3		11	5:25	1	4	2	4	1	1	2	4	50				
Totals	38	14:29	7	22	5	11	2	2	5	12	42	3		38	17:31	3	16	7	11	1	1	7	11	64				

Match CRO - USA														
Possession		Goals (G) / Shots (Sh)						Extra Player Efficiency			DE	EX		
#	Time	AA		X		PS		G	EPS	%		S	N	
76	32:00	10	38	12	22	3	3	12	23	52	2	3		

Legend:														
#	Number of possessions	%	Efficiency	*	Starting line-up	6m	6 metre direct shot in free throw situation							
6mF	6 metre shot after free throw and movement			A	Action shot	AA	All action shots (A, C, D, 6mF, CA and CO)							
BL	Blocked shots	C	Centre shot	CA	Counter attack shot	CO	Corner shot							
CP	Centre forward position exclusion			CS	Counter attacking situation exclusion									
DE	Double Exclusion	DS	Driving situation exclusion	EPS	Extra Player Situation	EX	Exclusion (S - with substitution, N - with substitution after 4 min.)							
FP	Field exclusion	G	Goals	M6	Exclusion in 6 metre free throw situation									
P	Penalty Foul	PS	Penalty shot	RB	Rebounds	RC	Red Card							
SP	Sprint (Won/Sprints)	ST	Steals	TF	Turnover Fouls	X	Extra player shot							
							D	Shot in driving situation						
							No.	Number						
							Sh	Shots						
							YC	Yellow Card						



Results

結果 / Résultats

Match 41

HUN 9 - 5 ESP
(3:3, 2:2, 1:0, 3:0)

Referees: VOEVODIN Arkadiy (RUS)
STAVRIDIS Georgios (GRE)

FINA Delegates: KURODA Katsumi
BEBIC Milivoj

HUN - Hungary (White)

Cap No.	Name	Time Played	Goals/Shots											TF	ST	RB	BL	SP	Personal Fouls												
			Total	%	A	C	D	X	6m	6mF	PS	CA	CO						CP	FP	DS	M6	CS	DE	P	EX					
*1	NAGY Viktor	32:00															1														
2	ANGYAL Daniel	17:57	1/3	33	1/3																1				1						
*3	MANHERCZ Krisztian	26:31	1/5	20	0/4			1/1											3	2	4	0/2									
*4	ZALANKI Gergo	17:33	1/3	33	0/2			1/1											1	1			2				1				S
*5	VAMOS Marton	27:28	2/3	67	0/1			2/2											1												
6	HOSNYANSZKY Norbert	10:50	1/2	50	0/1			1/1																3							S
7	PASZTOR Matyas	13:12	0/3	0	0/3																			2			1				S
*8	JANSIK Szilard	12:50	1/2	50	0/1									1/1					1		1				2						
9	ERDELYI Balazs	20:34	0/3	0	0/2		0/1													2			0/2	1							
*10	VARGA Denes	17:44	1/3	33	1/3																			3							S
*11	MEZEI Tamas	14:04	0/1	0		0/1													1		1										
12	HARAI Balazs	13:17	1/1	100				1/1													1			1			1				
Team																															
Totals			9/29	31	2/20	0/1	0/1	6/6									1/1		5	8	5	6	0/4	14		2	1	1			4

Cap No.	Goalkeepers	Saves/Shots															
		Total	%	A	C	D	X	6m	6mF	PS	CA	CO	Timeouts	Exclusions with Substitution			
*1	NAGY Viktor	8/13	62	2/2				4/9	1/1				1/1			1	4
Totals		8/13	62	2/2				4/9	1/1				1/1			1	0

Head Coach	MARCZ Tamas
Official	NEMETH Zsolt RC
Official	MATEFALVY Csaba

ESP - Spain (Blue)

Cap No.	Name	Time Played	Goals/Shots											TF	ST	RB	BL	SP	Personal Fouls												
			Total	%	A	C	D	X	6m	6mF	PS	CA	CO						CP	FP	DS	M6	CS	DE	P	EX					
*1	LOPEZ PINEDO Daniel	31:48																													
*2	MUNARRIZ EGANA Alberto	28:39	2/7	29	0/5			2/2													1										
*3	GRANADOS ORTEGA Alvaro	21:02	0/3	0	0/1			0/2													2			1							
4	SANAHUJA Bernat	21:38	0/3	0	0/3															1											
*5	de TORO DOMINGUEZ Miguel	8:53	1/1	100				1/1												2			1		1						
*6	LARUMBE GONFAUS Marc	13:48																			1										
*7	FAMERA Martin	18:02	0/2	0				0/2																			1	4/4	1	1	
8	FERNANDEZ MIRANDA Francisco	9:18	0/2	0				0/1					0/1																		
9	TAHULL COMPTE Roger	17:55	1/3	33				1/3																							
*10	PERRONE ROCHA Felipe	26:23	1/5	20	0/1			1/3	0/1												2										
11	MALLARACH GUELL Blai	14:57	0/3	0	0/2			0/1																1			1				
12	BUSTOS SANCHEZ Alejandro	11:37																			1			2							
Team																															
Totals			5/29	17	0/12				5/15	0/1					0/1		2	2	7	3	4/4	5	2	1							

Cap No.	Goalkeepers	Saves/Shots															
		Total	%	A	C	D	X	6m	6mF	PS	CA	CO	Timeouts	Exclusions with Substitution			
*1	LOPEZ PINEDO Daniel	8/16	50	8/9				0/6					0/1			1	0
Totals		8/17	47	8/10				0/6					0/1			1	0

Head Coach	MARTIN LOZANO David
Official	IVANOV PIRALKOV Svilen
Official	APARICIO SUNEN Antonio Francisco



Results

結果 / Résultats

HUN 9 - 5 ESP

(3:3, 2:2, 1:0, 3:0)

Match 41

Referees: VOEVODIN Arkadiy (RUS)
STAVRIDIS Georgios (GRE)

FINA Delegates: KURODA Katsumi
BEBIC Milivoj

Period	HUN - Hungary												ESP - Spain															
	Possession		Goals (G) / Shots (Sh)						Extra Player Efficiency			EX			Possession		Goals (G) / Shots (Sh)						Extra Player Efficiency			EX		
	#	Time	AA		X		PS		G	EPS	%	S	N	#	Time	AA		X		PS		G	EPS	%	S	N		
Quarter 1	8	3:46		5	3	3			3	3	100			7	4:14		2	3	5			3	5	60				
Quarter 2	9	3:46	1	7	1	1			1	1	100			8	4:14		4	2	3			2	3	67				
Quarter 3	8	3:44		4	1	1			1	1	100			10	4:16		6		3			0	2	0				
Quarter 4	10	2:27	2	7	1	1			1	1	100	4		7	5:33		2		4			0	4	0				
Totals	35	13:43	3	23	6	6			6	6	100	4		32	18:17		14	5	15			5	14	36				

Match HUN - ESP														
Possession		Goals (G) / Shots (Sh)						Extra Player Efficiency			DE	EX		
#	Time	AA		X		PS		G	EPS	%		S	N	
67	32:00	3	37	11	21				11	20	55		4	

Legend:														
#	Number of possessions	%	Efficiency	*	Starting line-up	6m	6 metre direct shot in free throw situation							
6mF	6 metre shot after free throw and movement			A	Action shot	AA	All action shots (A, C, D, 6m, 6mF, CA and CO)							
BL	Blocked shots	C	Centre shot	CA	Counter attack shot	CO	Corner shot							
CP	Centre forward position exclusion			CS	Counter attacking situation exclusion									
DE	Double Exclusion	DS	Driving situation exclusion	EPS	Extra Player Situation	EX	Exclusion (S - with substitution, N - with substitution after 4 min.)							
FP	Field exclusion	G	Goals	M6	Exclusion in 6 metre free throw situation		D	Shot in driving situation						
P	Penalty Foul	PS	Penalty shot	RB	Rebounds	RC	Red Card	No.	Number					
SP	Sprint (Won/Sprints)	ST	Steals	TF	Turnover Fouls	X	Extra player shot	Sh	Shots					
								YC	Yellow Card					



SUN 8 AUG 2021
Start Time: 16:30

Results

結果 / Résultats

GRE 10 - 13 SRB

(3:6, 4:2, 2:2, 1:3)

Match 42

Referees: GOLDENBERG Michael (USA)
BUCH Xevi (ESP)

FINA Delegates: KOGANOV Mark
KEMAN Wim

Period	GRE - Greece												SRB - Serbia															
	Possession		Goals (G) / Shots (Sh)						Extra Player Efficiency			EX			Possession		Goals (G) / Shots (Sh)						Extra Player Efficiency			EX		
	#	Time	AA		X		PS		G	EPS	%	S	N	#	Time	AA		X		PS		G	EPS	%	S	N		
Quarter 1	7	4:12			1	3	6				3	6	50			9	3:48	3	5	2	2	1	1	2	2	100		
Quarter 2	13	3:38	3	7	1	2				1	3	33			11	4:22	1	4	1	3			1	3	33			
Quarter 3	11	4:53	1	5	1	4				1	4	25			12	3:07	1	6	1	2			1	2	50			
Quarter 4	10	3:20		3	1	3				1	4	25			9	4:40		3	2	2	1	1	2	2	100	3		
Totals	41	16:03	4	16	6	15				6	17	35			41	15:57	5	18	6	9	2	2	6	9	67	3		

Match GRE - SRB														
Possession		Goals (G) / Shots (Sh)						Extra Player Efficiency			DE	EX		
#	Time	AA		X		PS		G	EPS	%		S	N	
82	32:00	9	34	12	24	2	2	12	26	46		3		

Legend:														
#	Number of possessions	%	Efficiency	*	Starting line-up	6m	6 metre direct shot in free throw situation							
6mF	6 metre shot after free throw and movement			A	Action shot	AA	All action shots (A, C, D, 6m, 6mF, CA and CO)							
BL	Blocked shots	C	Centre shot	CA	Counter attack shot	CO	Corner shot							
CP	Centre forward position exclusion			CS	Counter attacking situation exclusion									
DE	Double Exclusion	DS	Driving situation exclusion	EPS	Extra Player Situation	EX	Exclusion (S - with substitution, N - with substitution after 4 min.)							
FP	Field exclusion	G	Goals	M6	Exclusion in 6 metre free throw situation		D	Shot in driving situation						
P	Penalty Foul	PS	Penalty shot	RB	Rebounds	RC	Red Card	No.	Number					
SP	Sprint (Won/Sprints)	ST	Steals	TF	Turnover Fouls	X	Extra player shot	Sh	Shots					
								YC	Yellow Card					



Overall Team Statistics

チーム統計 / Statistiques globales des équipes

As of SUN 8 AUG 2021 at 17:41

Preliminary Round

Team	MP	Goals/Shots																	Personal Fouls																								
		Total	%	A	%	C	%	D	%	X	%	6m	%	6mF	%	PS	%	CA	%	CO	%	TF	ST	RB	BL	SP	CP	%	FP	%	DS	%	M6	%	CS	%	DE	%	P	EX			
AUS	5	49/149	33	17/71	24	3/14	21	1/2	50	23/52	44	1/3	33			1/2	50	3/5	60		21	28	31	7	14/20	39	70	11	20			2	4	2	7			8		4	7		
CRO	5	62/152	41	19/73	26	3/9	33	2/3	67	22/47	47	0/1	0			5/5	100	11/14	79		16	30	28	20	12/20	40	62	17	26	3	5							8			4	7	
ESP	5	61/147	41	17/74	23	4/7	57	1/1	100	27/46	59	1/4	25			7/8	88	4/7	57		22	34	39	16	16/20	33	69	8	17			3	6	3	8							3	
GRE	5	68/155	44	21/72	29	4/11	36	0/1	0	28/45	62	3/8	38	0/1	0	3/3	100	9/14	64		20	33	34	32	6/20	46	70	12	18	1	2	3	5	3	6	1	2	2	12				
HUN	5	64/161	40	14/62	23	10/16	63	1/1	100	24/55	44	1/7	14			3/4	75	11/16	69		14	23	34	35	27	14/20	31	51	16	26	1	2	1	2	1	20					1	4	
ITA	5	60/159	38	10/57	18	5/11	45	2/4	50	25/53	47	0/8	0			6/7	86	12/19	63		29	47	32	23	17/20	30	58	15	29	2	4	1	2	1	8					6	3		
JPN	5	65/170	38	14/64	22	5/10	50	2/3	67	21/52	40	2/11	18	0/1	0	9/11	82	12/18	67		14	44	24	10	5/20	20	43	21	45	2	4	2	4	2	4	1	2	8	3				
KAZ	5	35/133	26	13/64	20	4/11	36			15/47	32	0/4	0			1/2	50	2/5	40		24	28	22	12	4/20	29	62	9	19	1	2	3	6	3	11					8	5		
MNE	5	54/147	37	16/68	24	4/13	31	1/1	100	23/46	50	0/4	0			6/7	86	4/8	50		26	38	21	16	6/20	34	71	10	21	1	2	3	6	3					6	1			
RSA	5	20/111	18	6/59	10	3/12	25			9/30	30	0/5	0	0/1	0	0/2	0	2/2	100		44	15	19	16	4/20	30	60	6	12	2	4	4	8	4	16					8	9		
SRB	5	70/150	47	13/56	23	6/17	35	4/4	100	35/54	65	0/4	0			8/8	100	4/7	57		24	36	22	25	8/20	40	70	8	14			5	9	5	7					6	4		
USA	5	59/162	36	11/47	23	10/24	42	1/2	50	27/62	44	2/8	25			5/7	71	3/11	27	0/1	0	26	25	26	25	14/20	28	70	4	10	2	5	1	3	1	13					9	5	
Totals	30	667/1796	37	171/767	22	61/155	39	15/22	68	279/589	47	10/67	15	0/3	0	54/66	82	77/126	61	0/1	0	289	392	333	229	120/240	400	63	137	22	15	2	28	4	28	9	2	0	66	62			

Finals

Team	MP	Goals/Shots																	Personal Fouls																									
		Total	%	A	%	C	%	D	%	X	%	6m	%	6mF	%	PS	%	CA	%	CO	%	TF	ST	RB	BL	SP	CP	%	FP	%	DS	%	M6	%	CS	%	DE	%	P	EX				
CRO	3	37/93	40	10/39	26	3/6	50	3/4	75	17/37	46	0/2	0			2/2	100	2/3	67		15	16	16	8	7/12	21	60	7	20	3	9	1	3	1	9	1	3	3	5					
ESP	3	26/91	29	4/37	11	1/3	33	1/1	100	15/41	37	1/2	50			2/2	100	2/5	40		8	15	20	10	8/12	31	72	7	16	1	2	3	7	3	2								5	
GRE	3	29/92	32	11/50	22	1/3	33			15/36	42					2/2	100	0/1	0		17	12	19	14	7/12	31	79	4	10			1	3	1	8	2	5	2	4					
HUN	3	30/86	35	8/43	19	2/4	50	0/1	0	17/32	53	1/2	50			1/1	100	1/3	33		18	14	24	19	3/12	36	72	4	8	3	6	1	2	1	12	2	4					9		
ITA	3	26/83	31	12/43	28	2/2	100	0/1	0	11/32	34	1/2	50			0/1	0	0/2	0		17	18	12	8	8/12	12	41	7	24	2	7	3	10	3	17					6	1			
MNE	3	28/100	28	8/43	19	4/14	29	1/1	100	7/27	26	0/4	0			5/5	100	3/6	50		12	26	19	9	4/12	15	71	2	10	1	5					14				2	3			
SRB	3	33/87	38	10/35	29	2/8	25	1/3	33	17/31	55	1/5	20			2/3	67	0/2	0		16	11	26	20	3/12	38	69	11	20			2	4	2	7							7		
USA	3	26/82	32	4/30	13	2/4	50			15/37	41	0/4	0			2/2	100	3/5	60		22	19	22	11	8/12	26	63	5	12			3	7	3	17	1	2	5	5					
Totals	12	235/714	33	67/320	21	17/44	39	6/11	55	114/273	42	4/21	19			16/18	89	11/27	41		125	131	158	99	48/96	210	67	47	15	10	3	14	4	14	10	6	2	18	39					



Overall Team Statistics

チーム統計 / Statistiques globales des équipes

As of SUN 8 AUG 2021 at 17:41

Overall (Preliminary Round + Finals)

Team	MP	Goals/Shots																Personal Fouls																						
		Total	%	A	%	C	%	D	%	X	%	6m	%	6mF	%	PS	%	CA	%	CO	%	TF	ST	RB	BL	SP	CP	%	FP	%	DS	%	M6	%	CS	%	DE	%	P	EX
AUS	5	49/149	33	17/71	24	3/14	21	1/2	50	23/52	44	1/3	33		1/2	50	3/5	60			21	28	31	7	14/20	39	70	11	20			2	4	2	7			8	6	
CRO	8	99/245	40	29/112	26	6/15	40	5/7	71	39/84	46	0/3	0		7/7	100	13/17	76			31	46	44	28	19/32	61	61	24	24	6	6	1	1	1	8	1	1	7	12	
ESP	8	87/238	37	21/111	19	5/10	50	2/2	100	42/87	48	2/6	33		9/10	90	6/12	50			30	49	59	26	24/32	64	70	15	16	1	1	6	7	6	5				8	
GRE	8	97/247	39	32/122	26	5/14	36	0/1	0	43/81	53	3/8	38	0/1	0	5/5	100	9/15	60		37	45	53	46	13/32	77	73	16	15	1	1	4	4	4	7	3	3	4	16	
HUN	8	94/247	38	22/105	21	12/20	60	1/2	50	41/87	47	2/9	22		4/5	80	12/19	63			41	48	59	46	17/32	67	60	20	18	4	4	2	2	2	16	2	2	1	13	
ITA	8	86/242	36	22/100	22	7/13	54	2/5	40	36/85	42	1/10	10		6/8	75	12/21	57			46	65	44	31	25/32	42	52	22	27	4	5	4	5	4	11			12	4	
JPN	5	65/170	38	14/64	22	5/10	50	2/3	67	21/52	40	2/11	18	0/1	0	9/11	82	12/18	67		14	44	24	10	5/20	20	43	21	45	2	4	2	4	2	4	1	2	8	3	
KAZ	5	35/133	26	13/64	20	4/11	36			15/47	32	0/4	0		1/2	50	2/5	40		24	28	22	12	4/20	29	62	9	19	1	2	3	6	3	11			8	5		
MNE	8	82/247	33	24/111	22	8/27	30	2/2	100	30/73	41	0/8	0		11/12	92	7/14	50		38	64	40	25	10/32	49	71	12	17	2	3	3	4	3	4			8	4		
RSA	5	20/111	18	6/59	10	3/12	25			9/30	30	0/5	0	0/1	0	0/2	0	2/2	100	0/5	44	15	19	16	4/20	30	60	6	12	2	4	4	8	4	16			8	9	
SRB	8	103/237	43	23/91	25	8/25	32	5/7	71	52/85	61	1/9	11		10/11	91	4/9	44		40	47	48	45	11/32	78	70	19	17			7	6	7	7			6	11		
USA	8	85/244	35	15/77	19	12/28	43	1/2	50	42/99	42	2/12	17		7/9	78	6/16	38	0/1	0	48	44	48	36	22/32	54	67	9	11	2	2	4	5	4	15	1	1	14	10	
Totals	42	902/2510	36	238/1087	22	78/199	39	21/33	64	393/862	46	14/88	16	0/3	0	70/84	83	88/153	58	0/1	0	414	523	491	328	168/336	610	64	184	19	25	3	42	4	42	9	8	1	84	101

Legend:

%	Efficiency	6m	6 metre direct shot in free throw situation	6mF	6 metre shot after free throw and movement	A	Action shot
BL	Blocked shots	C	Centre shot	CA	Counter attack shot	CO	Corner shot
CP	Centre forward position exclusion	CS	Counter attacking situation exclusion	D	Shot in driving situation	DE	Double Exclusion
DS	Driving situation exclusion	EX	Exclusion	FP	Field exclusion	M6	Exclusion in 6 metre free throw situation
MP	Matches Played	P	Penalty foul	PS	Penalty Shot	RB	Rebounds
SP	Sprint (Won/Sprints)	ST	Steals	TF	Turnover Fouls	X	Extra player shot



Team Statistics

チーム統計 / Statistiques

As of SUN 8 AUG 2021 at 17:41

Teams ranked by goals scored

Preliminary Round

Goals and shots

Rank	Team	MP	Goals	Shots	%
1	SRB	5	70	150	47
2	GRE	5	68	155	44
3	JPN	5	65	170	38
4	HUN	5	64	161	40
5	CRO	5	62	152	41
6	ESP	5	61	147	41
7	ITA	5	60	159	38
8	USA	5	59	162	36
9	MNE	5	54	147	37
10	AUS	5	49	149	33
11	KAZ	5	35	133	26
12	RSA	5	20	111	18

Action shots

Rank	Team	MP	Goals	Shots	%
1	GRE	5	21	72	29
2	CRO	5	19	73	26
3	AUS	5	17	71	24
3	ESP	5	17	74	23
5	MNE	5	16	68	24
6	HUN	5	14	62	23
6	JPN	5	14	64	22
8	KAZ	5	13	64	20
8	SRB	5	13	56	23
10	USA	5	11	47	23
11	ITA	5	10	57	18
12	RSA	5	6	59	10

Centre shots

Rank	Team	MP	Goals	Shots	%
1	HUN	5	10	16	63
1	USA	5	10	24	42
3	SRB	5	6	17	35
4	ITA	5	5	11	45
4	JPN	5	5	10	50
6	ESP	5	4	7	57
6	GRE	5	4	11	36
6	KAZ	5	4	11	36
6	MNE	5	4	13	31
10	AUS	5	3	14	21
10	CRO	5	3	9	33
10	RSA	5	3	12	25

Shots in driving situation

Rank	Team	MP	Goals	Shots	%
1	SRB	5	4	4	100
2	CRO	5	2	3	67
2	ITA	5	2	4	50
2	JPN	5	2	3	67
5	AUS	5	1	2	50
5	ESP	5	1	1	100
5	HUN	5	1	1	100
5	MNE	5	1	1	100
5	USA	5	1	2	50

Extra player shots

Rank	Team	MP	Goals	Shots	%
1	SRB	5	35	54	65
2	GRE	5	28	45	62
3	ESP	5	27	46	59
3	USA	5	27	62	44
5	ITA	5	25	53	47
6	HUN	5	24	55	44
7	AUS	5	23	52	44
7	MNE	5	23	46	50
9	CRO	5	22	47	47
10	JPN	5	21	52	40
11	KAZ	5	15	47	32
12	RSA	5	9	30	30

6 metre direct shots in free throw situation

Rank	Team	MP	Goals	Shots	%
1	GRE	5	3	8	38
2	JPN	5	2	11	18
2	USA	5	2	8	25
4	AUS	5	1	3	33
4	ESP	5	1	4	25
4	HUN	5	1	7	14

6 metre shots after free throw and movement

Rank	Team	MP	Goals	Shots	%
------	------	----	-------	-------	---

Penalty shots

Rank	Team	MP	Goals	Shots	%
1	JPN	5	9	11	82
2	SRB	5	8	8	100
3	ESP	5	7	8	88
4	ITA	5	6	7	86
4	MNE	5	6	7	86
6	CRO	5	5	5	100
6	USA	5	5	7	71
8	GRE	5	3	3	100
8	HUN	5	3	4	75
10	AUS	5	1	2	50
10	KAZ	5	1	2	50

Counter attack shots

Rank	Team	MP	Goals	Shots	%
1	ITA	5	12	19	63
1	JPN	5	12	18	67
3	CRO	5	11	14	79
3	HUN	5	11	16	69
5	GRE	5	9	14	64
6	ESP	5	4	7	57
6	MNE	5	4	8	50
6	SRB	5	4	7	57
9	AUS	5	3	5	60
9	USA	5	3	11	27
11	KAZ	5	2	5	40
11	RSA	5	2	2	100

Corner shots

Rank	Team	MP	Goals	Shots	%
------	------	----	-------	-------	---



Team Statistics

チーム統計 / Statistiques

As of SUN 8 AUG 2021 at 17:41

Teams ranked by goals scored

Finals

Goals and shots

Rank	Team	MP	Goals	Shots	%
1	CRO	3	37	93	40
2	SRB	3	33	87	38
3	HUN	3	30	86	35
4	GRE	3	29	92	32
5	MNE	3	28	100	28
6	ESP	3	26	91	29
6	ITA	3	26	83	31
6	USA	3	26	82	32

Action shots

Rank	Team	MP	Goals	Shots	%
1	ITA	3	12	43	28
2	GRE	3	11	50	22
3	CRO	3	10	39	26
3	SRB	3	10	35	29
5	HUN	3	8	43	19
5	MNE	3	8	43	19
7	ESP	3	4	37	11
7	USA	3	4	30	13

Centre shots

Rank	Team	MP	Goals	Shots	%
1	MNE	3	4	14	29
2	CRO	3	3	6	50
3	HUN	3	2	4	50
3	ITA	3	2	2	100
3	SRB	3	2	8	25
3	USA	3	2	4	50
7	ESP	3	1	3	33
7	GRE	3	1	3	33

Shots in driving situation

Rank	Team	MP	Goals	Shots	%
1	CRO	3	3	4	75
2	ESP	3	1	1	100
2	MNE	3	1	1	100
2	SRB	3	1	3	33

Extra player shots

Rank	Team	MP	Goals	Shots	%
1	CRO	3	17	37	46
1	HUN	3	17	32	53
1	SRB	3	17	31	55
4	ESP	3	15	41	37
4	GRE	3	15	36	42
4	USA	3	15	37	41
7	ITA	3	11	32	34
8	MNE	3	7	27	26

6 metre direct shots in free throw situation

Rank	Team	MP	Goals	Shots	%
1	GRE	5	3	8	38
2	JPN	5	2	11	18
2	USA	5	2	8	25
4	AUS	5	1	3	33
4	ESP	5	1	4	25
4	HUN	5	1	7	14

6 metre shots after free throw and movement

Rank	Team	MP	Goals	Shots	%
------	------	----	-------	-------	---

Penalty shots

Rank	Team	MP	Goals	Shots	%
1	MNE	3	5	5	100
2	CRO	3	2	2	100
2	ESP	3	2	2	100
2	GRE	3	2	2	100
2	SRB	3	2	3	67
2	USA	3	2	2	100
7	HUN	3	1	1	100

Counter attack shots

Rank	Team	MP	Goals	Shots	%
1	MNE	3	3	6	50
1	USA	3	3	5	60
3	CRO	3	2	3	67
3	ESP	3	2	5	40
5	HUN	3	1	3	33

Corner shots

Rank	Team	MP	Goals	Shots	%
------	------	----	-------	-------	---



Team Statistics

チーム統計 / Statistiques

As of SUN 8 AUG 2021 at 17:41

Teams ranked by goals scored

Overall (Preliminary Round + Finals)

Goals and shots

Rank	Team	MP	Goals	Shots	%
1	SRB	8	103	237	43
2	CRO	8	99	245	40
3	GRE	8	97	247	39
4	HUN	8	94	247	38
5	ESP	8	87	238	37
6	ITA	8	86	242	36
7	USA	8	85	244	35
8	MNE	8	82	247	33
9	JPN	5	65	170	38
10	AUS	5	49	149	33
11	KAZ	5	35	133	26
12	RSA	5	20	111	18

Action shots

Rank	Team	MP	Goals	Shots	%
1	GRE	8	32	122	26
2	CRO	8	29	112	26
3	MNE	8	24	111	22
4	SRB	8	23	91	25
5	HUN	8	22	105	21
5	ITA	8	22	100	22
7	ESP	8	21	111	19
8	AUS	5	17	71	24
9	USA	8	15	77	19
10	JPN	5	14	64	22
11	KAZ	5	13	64	20
12	RSA	5	6	59	10

Centre shots

Rank	Team	MP	Goals	Shots	%
1	HUN	8	12	20	60
1	USA	8	12	28	43
3	MNE	8	8	27	30
3	SRB	8	8	25	32
5	ITA	8	7	13	54
6	CRO	8	6	15	40
7	ESP	8	5	10	50
7	GRE	8	5	14	36
7	JPN	5	5	10	50
10	KAZ	5	4	11	36
11	AUS	5	3	14	21
11	RSA	5	3	12	25

Shots in driving situation

Rank	Team	MP	Goals	Shots	%
1	CRO	8	5	7	71
1	SRB	8	5	7	71
3	ESP	8	2	2	100
3	ITA	8	2	5	40
3	JPN	5	2	3	67
3	MNE	8	2	2	100
7	AUS	5	1	2	50
7	HUN	8	1	2	50
7	USA	8	1	2	50

Extra player shots

Rank	Team	MP	Goals	Shots	%
1	SRB	8	52	85	61
2	GRE	8	43	81	53
3	ESP	8	42	87	48
3	USA	8	42	99	42
5	HUN	8	41	87	47
6	CRO	8	39	84	46
7	ITA	8	36	85	42
8	MNE	8	30	73	41
9	AUS	5	23	52	44
10	JPN	5	21	52	40
11	KAZ	5	15	47	32
12	RSA	5	9	30	30

6 metre direct shots in free throw situation

Rank	Team	MP	Goals	Shots	%
1	GRE	8	3	8	38
2	ESP	8	2	6	33
2	HUN	8	2	9	22
2	JPN	5	2	11	18
2	USA	8	2	12	17
6	AUS	5	1	3	33
6	ITA	8	1	10	10
6	SRB	8	1	9	11

6 metre shots after free throw and movement

Rank	Team	MP	Goals	Shots	%
------	------	----	-------	-------	---

Penalty shots

Rank	Team	MP	Goals	Shots	%
1	MNE	8	11	12	92
2	SRB	8	10	11	91
3	ESP	8	9	10	90
3	JPN	5	9	11	82
5	CRO	8	7	7	100
5	USA	8	7	9	78
7	ITA	8	6	8	75
8	GRE	8	5	5	100
9	HUN	8	4	5	80
10	AUS	5	1	2	50
10	KAZ	5	1	2	50

Counter attack shots

Rank	Team	MP	Goals	Shots	%
1	CRO	8	13	17	76
2	HUN	8	12	19	63
2	ITA	8	12	21	57
2	JPN	5	12	18	67
5	GRE	8	9	15	60
6	MNE	8	7	14	50
7	ESP	8	6	12	50
7	USA	8	6	16	38
9	SRB	8	4	9	44
10	AUS	5	3	5	60
11	KAZ	5	2	5	40
11	RSA	5	2	2	100

Corner shots

Rank	Team	MP	Goals	Shots	%
------	------	----	-------	-------	---

Legend:
% Efficiency MP Matches Played



Individual Statistics

個人の統計 / Statistiques individuelles

As of SUN 8 AUG 2021 at 17:41

Players ranked by goals scored / sprints won

Preliminary Round

Action shots

Rk	Cap No.	Name	Team	MP	Goals	Shots	%
1	6	BUKIC Luka	CRO	5	5	13	38
1	2	GENIDOUNIAS Konstantinos	GRE	5	5	17	29
1	2	MUNARRIZ EGANA Alberto	ESP	5	5	16	31
1	11	OBRADOVIC Paulo	CRO	4	5	7	71
5	2	CAMPBELL Richard	AUS	5	4	12	33
5	5	FOUNTOULIS Ioannis	GRE	5	4	11	36
5	3	GRANADOS ORTEGA Alvaro	ESP	5	4	16	25
5	10	INABA Yusuke	JPN	5	4	18	22
5	5	JOKOVIC Maro	CRO	5	4	13	31
5	4	SANAHUJA Bernat	ESP	5	4	17	24
5	3	SKOUMPAKIS Dimitrios	GRE	5	4	8	50
5	8	UKROPINA Aleksa	MNE	5	4	12	33

9 players tied for 9th place with 5 goals therefore cannot fit in the list of top 12

Centre shots

Rk	Cap No.	Name	Team	MP	Goals	Shots	%
1	7	HALLOCK Ben	USA	5	5	14	36
2	4	OBERT Alex	USA	5	4	6	67
3	11	AICARDI Matteo	ITA	5	3	4	75
3	2	ANGYAL Daniel	HUN	5	3	4	75
3	12	HARAI Balazs	HUN	5	3	5	60
3	3	PERKOVIC Miroslav	MNE	5	3	9	33
3	6	PIJETLOVIC Dusko	SRB	5	3	7	43
3	9	TAHULL COMPTE Roger	ESP	5	3	5	60

7 players tied for 11th place with 2 goals therefore cannot fit in the list of top 12

Shots in driving situation

Rk	Cap No.	Name	Team	MP	Goals	Shots	%
1	3	FATOVIC Loren	CRO	5	2	2	100

Extra player shots

Rk	Cap No.	Name	Team	MP	Goals	Shots	%
1	9	ARAI Atsushi	JPN	5	9	12	75
2	6	BUKIC Luka	CRO	5	7	11	64
2	9	JAKSIC Nikola	SRB	5	7	8	88
2	11	MATKOVIC Dusan	MNE	5	7	8	88
5	9	BOWEN Alex	USA	5	6	10	60
5	6	PIJETLOVIC Dusko	SRB	5	6	8	75

6 players tied for 9th place with 7 goals therefore cannot fit in the list of top 12

6 metre direct shots in free throw situation

Rk	Cap No.	Name	Team	MP	Goals	Shots	%
1	5	DAUBE Hannes	USA	5	2	3	67
2	2	ADACHI Seiya	JPN	5	1	2	50
2	12	EDWARDS Blake	AUS	5	1	1	100
2	2	GENIDOUNIAS Konstantinos	GRE	5	1	2	50
2	11	GKIOUVETSIS Konstantinos	GRE	5	1	1	100
2	3	MANHERCZ Krisztian	HUN	5	1	1	100
2	2	MUNARRIZ EGANA Alberto	ESP	5	1	3	33
2	12	VLACHOPOULOS Angelos	GRE	5	1	3	33
2	5	YOSHIDA Takuma	JPN	5	1	1	100

6 metre shots after free throw and movement

Rk	Cap No.	Name	Team	MP	Goals	Shots	%
----	---------	------	------	----	-------	-------	---

Penalty shots

Rk	Cap No.	Name	Team	MP	Goals	Shots	%
1	10	INABA Yusuke	JPN	5	7	7	100
2	3	GRANADOS ORTEGA Alvaro	ESP	5	6	7	86
3	10	FILIPOVIC Filip	SRB	5	4	4	100
3	9	IVOVIC Aleksandar	MNE	5	4	4	100
5	4	FIGLIOLI Pietro	ITA	4	3	4	75
5	5	JOKOVIC Maro	CRO	5	3	3	100
7	2	ADACHI Seiya	JPN	5	2	3	67
7	9	BOWEN Alex	USA	5	2	3	67
7	2	HOOPER Johnny	USA	5	2	2	100
7	2	MANDIC Dusan	SRB	5	2	2	100
7	11	MATKOVIC Dusan	MNE	5	2	2	100
7	11	PRLAINOVIC Andrija	SRB	5	2	2	100

5 players tied for 11th place with 2 goals therefore cannot fit in the list of top 12

Counter attack shots

Rk	Cap No.	Name	Team	MP	Goals	Shots	%
1	11	OKAWA Keigo	JPN	5	4	4	100
2	5	FOUNTOULIS Ioannis	GRE	5	3	4	75
2	3	MANHERCZ Krisztian	HUN	5	3	5	60
2	5	PRESCIUTTI Nicholas	ITA	5	3	3	100

17 players tied for 6th place with 2 goals therefore cannot fit in the list of top 12



Individual Statistics

個人の統計 / Statistiques individuelles

As of SUN 8 AUG 2021 at 17:41

Players ranked by goals scored / sprints won

Preliminary Round

Corner shots

Rk	Cap No.	Name	Team	MP	Goals	Shots	%
----	---------	------	------	----	-------	-------	---

Leading sprinters

Rk	Cap No.	Name	Team	MP	Won	Sprints	%
1	2	HOOPER Johnny	USA	5	14	17	82
1	11	HOWDEN Rhys	AUS	5	14	19	74
3	2	Di FULVIO Francesco	ITA	5	10	11	91
3	7	FAMERA Martin	ESP	5	10	10	100
5	6	BUKIC Luka	CRO	5	8	11	73
6	3	MANHERCZ Krisztian	HUN	5	5	7	71
6	7	RASOVIC Strahinja	SRB	5	5	11	45
8	2	BRGULJAN Drasko	MNE	5	4	12	33
8	4	FIGLIOLI Pietro	ITA	4	4	5	80
8	9	MILOS Lovre	CRO	5	4	9	44
8	6	PAPANASTASIOU Alexandros	GRE	5	4	8	50
8	4	ZALANKI Gergo	HUN	5	4	6	67



Individual Statistics

個人の統計 / Statistiques individuelles

As of SUN 8 AUG 2021 at 17:41

Players ranked by goals scored / sprints won

Finals

Action shots

Rk	Cap No.	Name	Team	MP	Goals	Shots	%
1	2	Di FULVIO Francesco	ITA	3	4	8	50
1	10	FILIPOVIC Filip	SRB	3	4	5	80
1	9	IVOVIC Aleksandar	MNE	3	4	8	50
1	10	VARGA Denes	HUN	3	4	11	36
1	6	VELOTTO Alessandro	ITA	3	4	7	57
6	2	BRGULJAN Drasko	MNE	3	3	9	33
6	5	FOUNTOULIS Ioannis	GRE	3	3	13	23
6	2	GENIDOUNIAS Konstantinos	GRE	3	3	16	19
6	7	VUKICEVIC Ante	CRO	3	3	9	33

9 players tied for 9th place with 5 goals therefore cannot fit in the list of top 12

Centre shots

Rk	Cap No.	Name	Team	MP	Goals	Shots	%
1	4	OBERT Alex	USA	3	2	3	67
1	3	PERKOVIC Miroslav	MNE	3	2	7	29
1	10	VRLIC Josip	CRO	3	2	4	50

7 players tied for 11th place with 2 goals therefore cannot fit in the list of top 12

Shots in driving situation

Rk	Cap No.	Name	Team	MP	Goals	Shots	%
1	5	JOKOVIC Maro	CRO	3	2	3	67
2	12	BUSTOS SANCHEZ Alejandro	ESP	3	1	1	100
2	6	POPADIC Vlado	MNE	3	1	1	100
2	7	RASOVIC Strahinja	SRB	3	1	2	50
2	7	VUKICEVIC Ante	CRO	3	1	1	100

Extra player shots

Rk	Cap No.	Name	Team	MP	Goals	Shots	%
1	3	MANHERCZ Krisztian	HUN	3	8	9	89
2	2	MANDIC Dusan	SRB	3	6	7	86
3	6	BUKIC Luka	CRO	3	5	10	50
4	8	ARGYROPOULOS KANAKAKIS Stylianos	GRE	3	4	7	57
4	11	GKIOUVETSIS Konstantinos	GRE	3	4	6	67
4	4	LONCAR Luka	CRO	3	4	7	57
4	11	OBRADOVIC Paulo	CRO	3	4	5	80
4	5	VAMOS Marton	HUN	3	4	8	50

6 players tied for 9th place with 7 goals therefore cannot fit in the list of top 12

6 metre direct shots in free throw situation

Rk	Cap No.	Name	Team	MP	Goals	Shots	%
1	2	Di FULVIO Francesco	ITA	3	1	1	100
1	10	FILIPOVIC Filip	SRB	3	1	2	50
1	3	GRANADOS ORTEGA Alvaro	ESP	3	1	1	100
1	3	MANHERCZ Krisztian	HUN	3	1	2	50

6 metre shots after free throw and movement

Rk	Cap No.	Name	Team	MP	Goals	Shots	%
----	---------	------	------	----	-------	-------	---

Penalty shots

Rk	Cap No.	Name	Team	MP	Goals	Shots	%
1	9	IVOVIC Aleksandar	MNE	3	4	4	100
2	2	GENIDOUNIAS Konstantinos	GRE	3	2	2	100
2	2	MUNARRIZ EGANA Alberto	ESP	3	2	2	100
4	9	BOWEN Alex	USA	3	1	1	100
4	6	BUKIC Luka	CRO	3	1	1	100
4	10	FILIPOVIC Filip	SRB	3	1	2	50
4	8	JANSIK Szilard	HUN	3	1	1	100
4	5	JOKOVIC Maro	CRO	3	1	1	100
4	11	MATKOVIC Dusan	MNE	3	1	1	100
4	11	PRILAINOVIC Andrija	SRB	3	1	1	100
4	10	STEVENSON Ben	USA	3	1	1	100

5 players tied for 11th place with 2 goals therefore cannot fit in the list of top 12

Counter attack shots

Rk	Cap No.	Name	Team	MP	Goals	Shots	%
1	2	HOOPER Johnny	USA	3	2	3	67
1	9	IVOVIC Aleksandar	MNE	3	2	3	67
3	8	FERNANDEZ MIRANDA Francisco	ESP	3	1	2	50
3	12	IRVING Max	USA	3	1	1	100
3	8	JANSIK Szilard	HUN	3	1	2	50
3	11	MATKOVIC Dusan	MNE	3	1	1	100
3	9	MILOS Lovre	CRO	3	1	2	50
3	2	MUNARRIZ EGANA Alberto	ESP	3	1	1	100
3	7	VUKICEVIC Ante	CRO	3	1	1	100

17 players tied for 6th place with 2 goals therefore cannot fit in the list of top 12



Individual Statistics

個人の統計 / Statistiques individuelles

As of SUN 8 AUG 2021 at 17:41

Players ranked by goals scored / sprints won

Finals

Corner shots

Rk	Cap No.	Name	Team	MP	Goals	Shots	%
----	---------	------	------	----	-------	-------	---

Leading sprinters

Rk	Cap No.	Name	Team	MP	Won	Sprints	%
1	2	HOOPER Johnny	USA	3	8	12	67
2	7	FAMERA Martin	ESP	3	7	9	78
2	6	PAPANASTASIOU Alexandros	GRE	3	7	9	78
4	6	BUKIC Luka	CRO	3	5	7	71
5	2	BRGULJAN Drasko	MNE	3	3	8	38
5	2	Di FULVIO Francesco	ITA	3	3	7	43
5	4	FIGLIOLI Pietro	ITA	3	3	3	100
5	7	RASOVIC Strahinja	SRB	3	3	8	38
9	9	MILOS Lovre	CRO	3	2	5	40



Individual Statistics

個人の統計 / Statistiques individuelles

As of SUN 8 AUG 2021 at 17:41

Players ranked by goals scored / sprints won

Overall (Preliminary Round + Finals)

Action shots

Rk	Cap No.	Name	Team	MP	Goals	Shots	%
1	2	GENIDOUNIAS Konstantinos	GRE	8	8	33	24
2	2	Di FULVIO Francesco	ITA	8	7	22	32
2	5	FOUNTOULIS Ioannis	GRE	8	7	24	29
2	9	IVOVIC Aleksandar	MNE	8	7	16	44
5	2	BRGULJAN Drasko	MNE	8	6	21	29
5	6	BUKIC Luka	CRO	8	6	17	35
5	10	FILIPOVIC Filip	SRB	8	6	11	55
5	10	VARGA Denes	HUN	7	6	22	27

9 players tied for 9th place with 5 goals therefore cannot fit in the list of top 12

Centre shots

Rk	Cap No.	Name	Team	MP	Goals	Shots	%
1	4	OBERT Alex	USA	8	6	9	67
2	7	HALLOCK Ben	USA	8	5	15	33
2	3	PERKOVIC Miroslav	MNE	8	5	16	31
4	11	AICARDI Matteo	ITA	8	4	5	80
4	2	ANGYAL Daniel	HUN	8	4	5	80
4	6	PIJETLOVIC Dusko	SRB	8	4	11	36
4	9	TAHULL COMPTE Roger	ESP	8	4	8	50
4	10	VRLIC Josip	CRO	8	4	6	67
9	10	BODEGAS Michael Alexandre	ITA	8	3	6	50
9	12	HARAI Balazs	HUN	8	3	6	50

7 players tied for 11th place with 2 goals therefore cannot fit in the list of top 12

Shots in driving situation

Rk	Cap No.	Name	Team	MP	Goals	Shots	%
1	3	FATOVIC Loren	CRO	8	2	2	100
1	5	JOKOVIC Maro	CRO	8	2	3	67

Extra player shots

Rk	Cap No.	Name	Team	MP	Goals	Shots	%
1	6	BUKIC Luka	CRO	8	12	21	57
1	3	MANHERCZ Krisztian	HUN	8	12	19	63
3	9	JAKSIC Nikola	SRB	8	10	11	91
3	2	MANDIC Dusan	SRB	8	10	13	77
5	9	ARAI Atsushi	JPN	5	9	12	75
5	8	ARGYROPOULOS KANAKAKIS Stylianos	GRE	8	9	15	60
5	9	BOWEN Alex	USA	8	9	16	56
8	5	VAMOS Marton	HUN	8	8	14	57

6 players tied for 9th place with 7 goals therefore cannot fit in the list of top 12

6 metre direct shots in free throw situation

Rk	Cap No.	Name	Team	MP	Goals	Shots	%
1	5	DAUBE Hannes	USA	8	2	3	67
1	3	MANHERCZ Krisztian	HUN	8	2	3	67
3	2	ADACHI Seiya	JPN	5	1	2	50
3	2	Di FULVIO Francesco	ITA	8	1	7	14
3	12	EDWARDS Blake	AUS	5	1	1	100
3	10	FILIPOVIC Filip	SRB	8	1	2	50
3	2	GENIDOUNIAS Konstantinos	GRE	8	1	2	50
3	11	GKIOUVETSIS Konstantinos	GRE	8	1	1	100
3	3	GRANADOS ORTEGA Alvaro	ESP	8	1	1	100
3	2	MUNARRIZ EGANA Alberto	ESP	8	1	3	33
3	12	VLACHOPOULOS Angelos	GRE	8	1	3	33
3	5	YOSHIDA Takuma	JPN	5	1	1	100

6 metre shots after free throw and movement

Rk	Cap No.	Name	Team	MP	Goals	Shots	%
----	---------	------	------	----	-------	-------	---

Penalty shots

Rk	Cap No.	Name	Team	MP	Goals	Shots	%
1	9	IVOVIC Aleksandar	MNE	8	8	8	100
2	10	INABA Yusuke	JPN	5	7	7	100
3	3	GRANADOS ORTEGA Alvaro	ESP	8	6	7	86
4	10	FILIPOVIC Filip	SRB	8	5	6	83
5	5	JOKOVIC Maro	CRO	8	4	4	100
6	9	BOWEN Alex	USA	8	3	4	75
6	4	FIGLIOLI Pietro	ITA	7	3	4	75
6	2	GENIDOUNIAS Konstantinos	GRE	8	3	3	100
6	11	MATKOVIC Dusan	MNE	8	3	3	100
6	11	PRLAINOVIC Andrija	SRB	8	3	3	100

5 players tied for 11th place with 2 goals therefore cannot fit in the list of top 12

Counter attack shots

Rk	Cap No.	Name	Team	MP	Goals	Shots	%
1	11	OKAWA Keigo	JPN	5	4	4	100
2	5	FOUNTOULIS Ioannis	GRE	8	3	4	75
2	9	IVOVIC Aleksandar	MNE	8	3	4	75
2	3	MANHERCZ Krisztian	HUN	8	3	6	50
2	5	PRESCIUTTI Nicholas	ITA	8	3	3	100

17 players tied for 6th place with 2 goals therefore cannot fit in the list of top 12



Individual Statistics

個人の統計 / Statistiques individuelles

As of SUN 8 AUG 2021 at 17:41

Players ranked by goals scored / sprints won

Overall (Preliminary Round + Finals)

Corner shots

Rk	Cap No.	Name	Team	MP	Goals	Shots	%
----	---------	------	------	----	-------	-------	---

Leading sprinters

Rk	Cap No.	Name	Team	MP	Won	Sprints	%
1	2	HOOPER Johnny	USA	8	22	29	76
2	7	FAMERA Martin	ESP	8	17	19	89
3	11	HOWDEN Rhys	AUS	5	14	19	74
4	6	BUKIC Luka	CRO	8	13	18	72
4	2	Di FULVIO Francesco	ITA	8	13	18	72
6	6	PAPANASTASIOU Alexandros	GRE	8	11	17	65
7	7	RASOVIC Strahinja	SRB	8	8	19	42
8	2	BRGULJAN Drasko	MNE	8	7	20	35
8	4	FIGLIOLI Pietro	ITA	7	7	8	88
10	3	MANHERCZ Krisztian	HUN	8	6	11	55
10	9	MILOS Lovre	CRO	8	6	14	43
12	4	ZALANKI Gergo	HUN	8	5	7	71

Legend:

% Efficiency MP Matches Played No. Number Rk Rank



Individual Statistics - Leading Scorers

個人の統計 - 最多得点者 / Statistiques individuelles - meilleurs buteurs

As of SUN 8 AUG 2021 at 17:41

Players ranked by goals scored

Rank	Cap Number	Name	Team	Matches played	Preliminary Round	Finals	Overall	
					Goals/Shots	Goals/Shots	Goals/Shots	Efficiency (%)
1	9	IVOVIC Aleksandar	MNE	8	12 / 22	11 / 21	23 / 43	53
2	6	BUKIC Luka	CRO	8	13 / 26	7 / 15	20 / 41	49
2	3	MANHERCZ Krisztian	HUN	8	10 / 26	10 / 18	20 / 44	45
4	9	BOWEN Alex	USA	8	12 / 27	6 / 17	18 / 44	41
4	3	GRANADOS ORTEGA Alvaro	ESP	8	15 / 34	3 / 18	18 / 52	35
6	2	Di FULVIO Francesco	ITA	8	12 / 39	5 / 16	17 / 55	31
6	2	GENIDOUNIAS Konstantinos	GRE	8	12 / 31	5 / 23	17 / 54	31
6	2	MANDIC Dusan	SRB	8	9 / 22	8 / 14	17 / 36	47
9	10	FILIPOVIC Filip	SRB	8	9 / 17	7 / 10	16 / 27	59
9	5	FOUNTOULIS Ioannis	GRE	8	12 / 23	4 / 19	16 / 42	38
9	5	JOKOVIC Maro	CRO	8	12 / 25	4 / 12	16 / 37	43
12	2	MUNARRIZ EGANA Alberto	ESP	8	9 / 23	6 / 15	15 / 38	39
13	10	INABA Yusuke	JPN	5	14 / 42		14 / 42	33
14	8	ARGYROPOULOS KANAKAKIS Stylianos	GRE	8	8 / 24	5 / 10	13 / 34	38
14	11	MATKOVIC Dusan	MNE	8	11 / 25	2 / 12	13 / 37	35
14	11	OBRADOVIC Paulo	CRO	7	9 / 13	4 / 9	13 / 22	59
14	7	RASOVIC Strahinja	SRB	8	9 / 19	4 / 15	13 / 34	38
14	5	VAMOS Marton	HUN	8	8 / 17	5 / 12	13 / 29	45
14	10	VARGA Denes	HUN	7	9 / 22	4 / 14	13 / 36	36
20	3	FATOVIC Loren	CRO	8	9 / 24	3 / 7	12 / 31	39
20	7	HALLOCK Ben	USA	8	9 / 20	3 / 7	12 / 27	44
20	9	JAKSIC Nikola	SRB	8	8 / 14	4 / 6	12 / 20	60
20	6	PIJETLOVIC Dusko	SRB	8	10 / 16	2 / 8	12 / 24	50
20	11	PRLAINOVIC Andrija	SRB	8	6 / 17	6 / 17	12 / 34	35

4 players tied for 25th place with 11 goals therefore cannot fit in the list of top 25



Goalkeeper Statistics

ゴールキーパーの統計 / Statistiques des gardiens de but
As of SUN 8 AUG 2021 at 17:41

Goalkeepers sorted by NOC

Preliminary Round

Team	Name	Cap No.	Matches Played as Goalkeeper	Min.	Shots on Goal				Penalty Shots on Goal				Steals
					Saves	Shots	%	Goals Conceded	Saves	Shots	%	Penalty Goals Conceded	
AUS	DENNERLEY Joel	13	2	64	19	41	46	22	0	1	0	1	
AUS	HRYSANTHOS Anthony	1	3	96	22	60	37	38	0	7	0	7	8
CRO	BIJAC Marko	1	5	152	50	95	53	45	2	4	50	2	5
CRO	MARCELIC Ivan	13	1	8	4	5	80	1					1
ESP	AGUIRRE Unai	13	2	64	27	35	77	8					1
ESP	LOPEZ PINEDO Daniel	1	3	96	33	56	59	23					
GRE	GALANIDIS Konstantinos	13	1	32	9	14	64	5					
GRE	ZERDEVAS Emmanouil	1	4	128	47	76	62	29	0	2	0	2	2
HUN	NAGY Viktor	1	4	112	26	48	54	22	0	1	0	1	3
HUN	VOGEL Soma	13	2	48	16	28	57	12					2
ITA	Del LUNGO Marco	1	5	144	45	77	58	32	1	5	20	4	6
ITA	NICOSIA Gianmarco	13	1	16	7	7	100						1
JPN	FUKUSHIMA Tomoyoshi	13	1	32	7	16	44	9	1	1	100		4
JPN	TANAMURA Katsuyuki	1	4	128	36	93	39	57	1	6	17	5	10
KAZ	LIPILIN Pavel	13	2	64	9	47	19	38	0	2	0	2	1
KAZ	MAKHMETOV Madikhan	1	3	96	19	73	26	54	0	5	0	5	1
MNE	KANDIC Slaven	1	3	80	21	48	44	27	0	6	0	6	1
MNE	TESANOVIC Petar	13	3	80	22	51	43	29					4
RSA	MADI Lwazi	1	3	96	18	86	21	68	1	4	25	3	4
RSA	MAY Gareth	13	2	64	12	60	20	48	0	3	0	3	
SRB	MITROVIC Branislav	13	3	96	37	64	58	27	1	5	20	4	3
SRB	PIJETLOVIC Gojko	1	2	64	19	38	50	19	0	1	0	1	2
USA	HOLLAND Drew	13	3	96	27	66	41	39	0	7	0	7	4
USA	WOLF Alex	1	2	64	23	37	62	14	0	1	0	1	4

Finals

Team	Name	Cap No.	Matches Played as Goalkeeper	Min.	Shots on Goal				Penalty Shots on Goal				Steals
					Saves	Shots	%	Goals Conceded	Saves	Shots	%	Penalty Goals Conceded	
CRO	BIJAC Marko	1	1	32	6	21	29	15	0	1	0	1	
CRO	MARCELIC Ivan	13	2	64	28	49	57	21	0	2	0	2	1
ESP	LOPEZ PINEDO Daniel	1	3	95	27	53	51	26					1
GRE	ZERDEVAS Emmanouil	1	3	96	23	46	50	23	0	2	0	2	1
HUN	NAGY Viktor	1	3	96	30	55	55	25					1
ITA	Del LUNGO Marco	1	2	64	16	33	48	17	1	2	50	1	
ITA	NICOSIA Gianmarco	13	1	32	11	25	44	14	0	4	0	4	1
MNE	KANDIC Slaven	1	2	64	20	44	45	24	0	2	0	2	3
MNE	TESANOVIC Petar	13	1	32	7	19	37	12					2
SRB	MITROVIC Branislav	13	3	96	33	58	57	25					1
USA	HOLLAND Drew	13	2	64	25	45	56	20	1	3	33	2	6
USA	WOLF Alex	1	1	32	8	20	40	12	0	2	0	2	2



Goalkeeper Statistics

ゴールキーパーの統計 / Statistiques des gardiens de but
As of SUN 8 AUG 2021 at 17:41

Goalkeepers sorted by NOC

Overall (Preliminary Round + Finals)

Team	Name	Cap No.	Matches Played as Goalkeeper	Min.	Shots on Goal				Penalty Shots on Goal				Steals
					Saves	Shots	%	Goals Conceded	Saves	Shots	%	Penalty Goals Conceded	
AUS	DENNERLEY Joel	13	2	64	19	41	46	22	0	1	0	1	
AUS	HRYSANTHOS Anthony	1	3	96	22	60	37	38	0	7	0	7	8
CRO	BIJAC Marko	1	6	184	56	116	48	60	2	5	40	3	5
CRO	MARCELIC Ivan	13	3	72	32	54	59	22	0	2	0	2	2
ESP	AGUIRRE Unai	13	2	64	27	35	77	8					1
ESP	LOPEZ PINEDO Daniel	1	6	191	60	109	55	49					1
GRE	GALANIDIS Konstantinos	13	1	32	9	14	64	5					
GRE	ZERDEVAS Emmanouil	1	7	224	70	122	57	52	0	4	0	4	3
HUN	NAGY Viktor	1	7	208	56	103	54	47	0	1	0	1	4
HUN	VOGEL Soma	13	2	48	16	28	57	12					2
ITA	Del LUNGO Marco	1	7	208	61	110	55	49	2	7	29	5	6
ITA	NICOSIA Gianmarco	13	2	48	18	32	56	14	0	4	0	4	2
JPN	FUKUSHIMA Tomoyoshi	13	1	32	7	16	44	9	1	1	100		4
JPN	TANAMURA Katsuyuki	1	4	128	36	93	39	57	1	6	17	5	10
KAZ	LIPILIN Pavel	13	2	64	9	47	19	38	0	2	0	2	1
KAZ	MAKHMETOV Madikhan	1	3	96	19	73	26	54	0	5	0	5	1
MNE	KANDIC Slaven	1	5	144	41	92	45	51	0	8	0	8	4
MNE	TESANOVIC Petar	13	4	112	29	70	41	41					6
RSA	MADI Lwazi	1	3	96	18	86	21	68	1	4	25	3	4
RSA	MAY Gareth	13	2	64	12	60	20	48	0	3	0	3	
SRB	MITROVIC Branislav	13	6	192	70	122	57	52	1	5	20	4	4
SRB	PIJETLOVIC Gojko	1	2	64	19	38	50	19	0	1	0	1	2
USA	HOLLAND Drew	13	5	160	52	111	47	59	1	10	10	9	10
USA	WOLF Alex	1	3	96	31	57	54	26	0	3	0	3	6

Legend:
% Efficiency Min. Minutes Played No. Number



Cumulative Statistics 累積統計 / Statistiques cumulées

AUS - Australia After 5 matches

Preliminary Round

Cap No.	Name	MP	Min.	Avg. Min.	Goals/Shots											TF	ST	RB	BL	SP	Personal Fouls																		
					Total	%	A	C	D	X	6m	6mF	PS	CA	CO						CP	FP	DS	M6	CS	DE	P	EX											
1	HRYSSANTHOS Anthony	3	96	32.0																																			
2	CAMPBELL Richard	5	123	24.6	9/24	38	4/12	1/1			4/10							0/1										3	1										
3	FORD George	5	39	7.8	1/1	100					1/1										2	1																	
4	TOMASEVIC Goran	5	55	11.0	2/8	25	1/4			1/4											4	2	1					4	1										
5	POWER Nathan	5	77	15.4	1/8	13	0/1	0/2			1/5										2	2	3					7											
6	EDWARDS Lachlan Robert	5	80	16.0	2/8	25	1/3	1/5													5	1	2					4	2										
7	ROACH Aidan	5	107	21.4	3/12	25	1/7			1/4					1/1						1	1	6					2	3										
8	YOUNGER Aaron	5	126	25.2	8/25	32	2/11			5/11	0/1						1/2				5	5	2					1					1	1					
9	FORD Andrew	5	79	15.8	3/18	17	2/15			1/2	0/1											1			0/1			2	2										
10	PUTT Timothy Francis	5	67	13.4	3/10	30	3/7	0/1		0/2												1	2	2				4											
11	HOWDEN Rhys	5	108	21.6	6/14	43	1/6		1/1	4/6					0/1						1	2	6	1	14/19			3	2										
12	EDWARDS Blake	5	99	19.8	11/21	52	3/9	0/1	0/1	5/7	1/1						2/2					5	4					1					1	1					
13	DENNERLEY Joel	2	64	32.0																																			
Team																																							
Totals					49/149	33	17/71	3/14	1/2	23/52	1/3				1/2	3/5						21	28	31	7	14/20	39	11		2	2							8	6
Against					60/136	44	19/65	3/10		26/46	0/1			8/8	4/6							22	30	22	19	6/20	31	15		3	3							2	2

Saves/Shots		TF	ST	RB	BL	SP	CP	FP	DS	M6	CS	DE	P	EX
		7												

	YC	RC
Head Coach FATOVIC Elvis	2	
Official HAMILL Timothy		
Official KONTIC Dean (CRO)		
Totals	2	

Match	Possession		Goals (G) / Shots (Sh)						Extra Player Efficiency			DE	EX	
	#	Time	AA	X	PS	G	Sh	G	Sh	G	EPS		%	S
AUS - MNE	26	19:35	6	17	4	10				4	9	44		1
AUS - CRO	35	17:53	6	16	5	13				5	11	45		1
SRB - AUS	39	14:35	3	21	4	9	1	2		4	8	50		1
AUS - ESP	34	15:58	1	20	4	8				4	8	50		2
AUS - KAZ	40	13:12	9	21	6	12				6	12	50		1
Totals	174	1:21:13	25	95	23	52	1	2		23	48	48		6



Cumulative Statistics
累積統計 / Statistiques cumulées

AUS - Australia
After 5 matches

Overall (Preliminary Round + Finals)

Cap No.	Name	MP	Min.	Avg. Min	Goals/Shots											Personal Fouls																									
					Total	%	A	C	D	X	6m	6mF	PS	CA	CO	TF	ST	RB	BL	SP	CP	FP	DS	M6	CS	DE	P	EX													
1	HRYANTHOS Anthony	3	96	32.0																																					
2	CAMPBELL Richard	5	123	24.6	9/24	38	4/12	1/1			4/10					0/1		1	2					1								3	1								
3	FORD George	5	39	7.8	1/1	100					1/1												2	1																	
4	TOMASEVIC Goran	5	55	11.0	2/8	25		1/4			1/4							4	2	1												4	1								
5	POWER Nathan	5	77	15.4	1/8	13	0/1	0/2			1/5							2	2	3											7										
6	EDWARDS Lachlan Robert	5	80	16.0	2/8	25	1/3	1/5										5	1	2											4	2						1	2		
7	ROACH Aidan	5	107	21.4	3/12	25	1/7			1/4					1/1		1	1	6											2	3							1	1		
8	YOUNGER Aaron	5	126	25.2	8/25	32	2/11			5/11	0/1					1/2		5	5	2										1						1	1		2		
9	FORD Andrew	5	79	15.8	3/18	17	2/15			1/2	0/1								1				0/1							2	2										
10	PUTT Timothy Francis	5	67	13.4	3/10	30	3/7	0/1		0/2									1	2	2									4										2	
11	HOWDEN Rhys	5	108	21.6	6/14	43	1/6		1/1	4/6					0/1		1	2	6	1		14/19								3	2									1	1
12	EDWARDS Blake	5	99	19.8	11/21	52	3/9	0/1	0/1	5/7	1/1								5	4										1					1	1					
13	DENNERLEY Joel	2	64	32.0																																					
Team																																									
Totals					49/149	33	17/71	3/14	1/2	23/52	1/3				1/2	3/5		21	28	31	7	14/20	39	11							2	2							8	6	
Against					60/136	44	19/65	3/10		26/46	0/1			8/8	4/6		22	30	22	19	6/20	31	15							3	3							2	2		
Goalkeepers																																									
Saves/Shots					Total	%	A	C	D	X	6m	6mF	PS	CA	CO																										
1	HRYANTHOS Anthony														22/60	37	14/24	2/4		5/21			0/7	1/4																	
13	DENNERLEY Joel														19/41	46	9/18	4/5		5/15			0/1	1/2																	
Totals					41/101	41	23/42	6/9		10/36				0/8	2/6																										

Timeouts	7
Exclusions with Substitution	6
Exclusions w/Subst after 4 min.	0

	YC	RC
Head Coach FATOVIC Elvis	2	
Official HAMILL Timothy		
Official KONTIC Dean (CRO)		
Totals	2	

Legend:			
#	Number of possessions	%	Efficiency
AA	All action shots (A, C, D, 6m, 6mF, CA and CO)		6m 6 metre direct shot in free throw situation
CP	Centre forward position exclusion		6mF 6 metre shot after free throw and movement
DS	Driving situation exclusion		CA Counter Attack
FP	Field exclusion		D Shot in driving situation
P	Penalty Foul		CS Counter attacking situation exclusion
SP	Sprint (Won/Sprints)		EP Extra Player Situation
			EX Exclusion (S - with substitution, N - with substitution after 4 min.)
			MP Matches played
			PS Penalty shot
			RC Red Card
			RB Rebounds
			SH Shots
			TF Turnover Fouls
			XC Extra player shot
			YC Yellow Card
			A Action shot
			CO Corner shot
			DE Double Exclusion
			No. Number





Team Roster

チーム登録名簿 / Composition de l'équipe
As of SAT 24 JUL 2021

REVISED
24 JUL 21:51

AUS - Australia

Cap No.	Name	Pos.	L/R	Date of Birth	Height m / ft in	Club	OG / Goals	Int. Matches Played
1	HRYSANTHOS Anthony	GK	R	28 NOV 1995		Sydney University, Sydney (AUS)		70
2	CAMPBELL Richard	CB	R	18 SEP 1987		UNSW Wests, Sydney (AUS)	3 / 23	287
3	FORD George	CB	R	24 FEB 1993		Sydney University, Sydney (AUS)	1 / 1	132
4	TOMASEVIC Goran	CF	R	21 JUN 1990		Sydney University, Sydney (AUS)		0
5	POWER Nathan	CB	R	13 FEB 1993		UNSW Wests, Sydney (AUS)		164
6	EDWARDS Lachlan Robert	D	R	6 FEB 1995		Drummoyne, Sydney (AUS)		79
7	ROACH Aidan	D	R	7 SEP 1990		Drummoyne, Sydney (AUS)	2 / 6	192
8	YOUNGER Aaron (C)	D	R	25 SEP 1991		Fremantle, Perth (AUS)	2 / 9	199
9	FORD Andrew	D	R	21 APR 1995		UNSW Wests, Sydney (AUS)		75
10	PUTT Timothy Francis	CB	R	6 NOV 1998		UNSW Wests, Sydney (AUS)		70
11	HOWDEN Rhys	D	R	2 APR 1987		QLD Thunder, Brisbane (AUS)	3 / 14	234
12	EDWARDS Blake	CF	R	14 FEB 1992		Drummoyne, Sydney (AUS)		94
13	DENNERLEY Joel	GK	R	25 JUN 1987		UNSW Wests, Sydney (AUS)	2 / 0	151

Head Coach: FATOVIC Elvis
Official: HAMILL Timothy
Official: KONTIC Dean (CRO)

Note:
Number of senior international matches played, include only FINA and Continental Competitions matches (friendly matches not included).

Legend:
(C) Captain CB Centre Back CF Centre Forward D Driver GK Goalkeeper
Int. International L/R Handedness No. Number OG/Goals Participation and goals scored in Olympic Games
Pos. Playing Position R Right

REVISED

Team Australia (AUS) has opted to substitute in their "Ap" Athlethe



Cumulative Statistics

累積統計 / Statistiques cumulées

CRO - Croatia

After 8 matches

Finals

Cap No.	Name	MP	Min.	Avg. Min	Goals/Shots											TF	ST	RB	BL	SP	Personal Fouls																
					Total	%	A	C	D	X	6m	6mF	PS	CA	CO						CP	FP	DS	M6	CS	DE	P	EX									
1	BIJAC Marko	1	32	32.0																																	
2	MACAN Marko	3	31	10.3	1/1	100					1/1							2							8	1							1		3		
3	FATOVIC Loren	3	59	19.7	3/7	43	1/3			2/4								2	2	2	1																
4	LONCAR Luka	3	48	16.0	5/10	50	0/1	1/2		4/7								3	1	3						1											
5	JOKOVIC Maro	3	78	26.0	4/12	33	1/6		2/3	0/1	0/1			1/1				1	2		4				2										1		
6	BUKIC Luka	3	78	26.0	7/15	47	1/4			5/10				1/1				3	1	2	1	5/7			2	1											
7	VUKICEVIC Ante	3	61	20.3	6/13	46	3/9		1/1	1/2								4	1						1												
8	BUSLJE Andro	3	49	16.3	0/5	0	0/3			0/2									3						5						1	1				1	
9	MILOS Lovre	3	49	16.3	3/7	43	2/5													1		2/5				1											
10	VRLIC Josip	3	47	15.7	2/11	18	0/2	2/4		0/5								2	2	3	2					1									1		
11	OBRADOVIC Paulo	3	32	10.7	4/9	44	0/3			4/5	0/1							1		1					2											1	
12	GARCIA GADEA Javier	3	45	15.0	2/3	67	2/3													1					1	2	1										
13	MARCELIC Ivan	2	64	32.0															1																		
Team																				3																	
Totals					37/93	40	10/39	3/6	3/4	17/37	0/2			2/2	2/3				15	16	16	8	7/12	21	7	3	1	1	1	1	3	5					
Against					36/94	38	7/35	4/9		17/34	1/5			3/3	4/8				22	20	22	12	5/12	29	4		2	2	1	2	3						
Cap No.	Goalkeepers	Saves/Shots											Timeouts																								
		Total	%	A	C	D	X	6m	6mF	PS	CA	CO																									
1	BIJAC Marko	6/21	29	1/5	1/3		2/9	0/1		0/1	2/2		6																								
13	MARCELIC Ivan	28/49	57	15/18	3/5		7/17	2/2		0/2	1/5		5																								
Totals					34/70	49	16/23	4/8		9/26	2/3		0/3	3/7				0																			
											Exclusions with Substitution		6																								
											Exclusions w/Subst after 4 min.		0																								

	YC	RC
Head Coach	TUCAK Ivica	1
Official	SMODLAKA Mile	
Official	SUKNO Sandro	
Totals		1

Match	Possession		Goals (G) / Shots (Sh)				Extra Player Efficiency			DE	EX		
	#	Time	AA	X	PS	G	EPS	%	S		N		
HUN - CRO	38	18:49	2	16	9	18	9	15	60		1		
MNE - CRO	33	18:34	9	16	3	8	3	8	38		1		
CRO - USA	38	14:29	7	22	5	11	2	2	5	12	42	1	3
Totals	109	51:52	18	54	17	37	2	2	17	35	49	1	5



Cumulative Statistics

累積統計 / Statistiques cumulées

CRO - Croatia

After 8 matches

Overall (Preliminary Round + Finals)

Cap No.	Name	MP	Min.	Avg. Min.	Goals/Shots											Personal Fouls																															
					Total	%	A	C	D	X	6m	6mF	PS	CA	CO	TF	ST	RB	BL	SP	CP	FP	DS	M6	CS	DE	P	EX																			
1	BIJAC Marko	6	184	30.7																																											
2	MACAN Marko	8	72	9.0	3/3	100							2/2							1/1						2	4	1					19	1				1	1	6							
3	FATOVIC Loren	8	172	21.5	12/31	39	2/14			2/2		5/12			1/1		2/2						4	4	8	1						2	2	1					1								
4	LONCAR Luka	8	132	16.5	7/18	39	0/2	2/7				4/8			1/1								10	1	5	2						1	1														
5	JOKOVIC Maro	8	200	25.0	16/37	43	5/19			2/3		3/6	0/2		4/4		2/3						1	6	4	6						5	1					1	1								
6	BUKIC Luka	8	201	25.1	20/41	49	6/17					12/21			1/1		1/2						4	5	5	5	13/18				6	3	1						1								
7	VUKICEVIC Ante	8	159	19.9	10/33	30	5/20			1/2		3/9					1/2						7	6	2						6	2	1						1								
8	BUSLJE Andro	8	120	15.0	2/14	14	1/10					1/4											4	1	4						12	3				1	1		2								
9	MILOS Lovre	8	135	16.9	5/17	29	2/9					1/5					2/3						4	3			6/14			2	1							1									
10	VRILIC Josip	8	124	15.5	5/14	36	0/2	4/6				0/5					1/1						4	2	3	3				3	3								2								
11	OBRADOVIC Paulo	7	85	12.1	13/22	59	5/10	0/1				7/9	0/1		1/1								4		4	2				6				1					1	1							
12	GARCIA GADEA Javier	8	139	17.4	6/15	40	3/9	0/1				1/3					2/2						4	1	2					1	6	1															
13	MARCELIC Ivan	3	72	24.0																			2																								
Team																																															
Totals					99/245	40	29/112	6/15	5/7	39/84	0/3		7/7	13/17										4											31	46	44	28	19/32	61	24	6	1	1	1	7	12
Against					82/245	33	19/100	6/19	1/1	43/96	2/12		5/7	6/10										46	44	55	27	13/32	61	17										4	4	1	7	6			

Timeouts	15
Exclusions with Substitution	12
Exclusions w/Subst after 4 min.	0

	YC	RC
Head Coach TUCAK Ivica	3	
Official SMODLAKA Mile		
Official SUKNO Sandro		
Totals	3	

Match	Possession		Goals (G) / Shots (Sh)						Extra Player Efficiency			DE	EX	
	#	Time	AA	X	PS	G	Sh	G	Sh	G	EPS		%	S
Totals	290	2:05:35	53	154	39	84	7	7	39	80	49	1	12	

Legend:														
#	Number of possessions	%	Efficiency	6m	6 metre direct shot in free throw situation	6mF	6 metre shot after free throw and movement	A	Action shot					
AA	All action shots (A, C, D, 6m, 6mF, CA and CO)	BL	Blocked shots	C	Centre shot	CA	Counter Attack	CO	Corner shot					
CP	Centre forward position exclusion	CS	Counter attacking situation exclusion	D	Shot in driving situation	DE	Exclusion (S - with substitution, N - with substitution after 4 min.)	EX	Exclusion (S - with substitution, N - with substitution after 4 min.)					
DS	Driving situation exclusion	EPS	Extra Player Situation	EX	Exclusion (S - with substitution, N - with substitution after 4 min.)	MP	Matches played	No.	Number					
FP	Field exclusion	M6	Exclusion in 6 metre free throw situation	MP	Matches played	RC	Red Card	Sh	Shots					
P	Penalty Foul	PS	Penalty shot	RB	Rebounds	TF	Turnover Fouls	YC	Yellow Card					
SP	Sprint (Won/Sprints)	ST	Steals	TF	Turnover Fouls	X	Extra player shot							



Team Roster
チーム登録名簿 / Composition de l'équipe
As of SUN 1 AUG 2021

REVISED
1 AUG 21:24

CRO - Croatia

Cap No.	Name	Pos.	L/R	Date of Birth	Height m / ft in	Club	OG / Goals	Int. Matches Played
1	BIJAC Marko	GK	R	12 JAN 1991		Olympiacos, Athens (GRE)	1 /	96
2	MACAN Marko	CB	R	26 APR 1993	1.95 / 6'5"	Waspo 98 Hannover, Hannover (GER)	1 /	109
3	FATOVIC Loren	D	R	16 NOV 1996	1.85 / 6'1"	Jug Adriatic Osiguranje, Dubrovnik (CRO)		70
4	LONCAR Luka	CF	R	26 JUN 1987	1.95 / 6'5"	Pro Recco, Recco (ITA)	1 / 4	182
5	JOKOVIC Maro	D	L	1 OCT 1987	2.04 / 6'8"	AN Brescia, Brescia (ITA)	3 / 27	292
6	BUKIC Luka	D	R	30 APR 1994	1.95 / 6'5"	VK Jadran, Split (CRO)	1 / 5	55
7	VUKICEVIC Ante	D	R	24 FEB 1993	1.87 / 6'2"	Marseille, Marseille (FRA)		65
8	BUSLJE Andro (C)	CB	R	4 JAN 1986	1.99 / 6'6"	Olympiacos, Athens (GRE)	3 / 14	360
9	MILOS Lovre	D	R	5 APR 1994	1.96 / 6'5"	HAVK Mladost, Zagreb (CRO)		41
10	VRLIC Josip	CF	R	25 APR 1986	1.98 / 6'6"	HAVK Mladost, Zagreb (CRO)	1 / 4	44
11	OBRADOVIC Paulo	CB	R	9 MAR 1986	1.90 / 6'3"	Jug Adriatic Osiguranje, Dubrovnik (CRO)	1 / 5	180
12	GARCIA GADEA Javier	D	L	5 JAN 1984	1.98 / 6'6"	Jug Adriatic Osiguranje, Dubrovnik (CRO)	4 / 25	385
13	MARCELIC Ivan	GK	R	18 FEB 1994	1.92 / 6'4"	HAVK Mladost, Zagreb (CRO)		85

Head Coach: TUCAK Ivica
Official: SMODLAKA Mile
Official: SUKNO Sandro

Note:
Number of senior international matches played, include only FINA and Continental Competitions matches (friendly matches not included).

Legend:
(C) Captain CB Centre Back CF Centre Forward D Driver GK Goalkeeper
Int. International L Left L/R Handedness No. Number
OG/Goals Participation and goals scored in Olympic Games Pos. Playing Position R Right

REVISED

Team Croatia (CRO) has opted to substitute in their "Ap" Athlete



Cumulative Statistics

累積統計 / Statistiques cumulées

ESP - Spain

After 8 matches

Preliminary Round

Cap No.	Name	MP	Min.	Avg. Min.	Goals/Shots										Personal Fouls																																	
					Total	%	A	C	D	X	6m	6mF	PS	CA	CO	TF	ST	RB	BL	SP	CP	FP	DS	M6	CS	DE	P	EX																				
1	LOPEZ PINEDO Daniel	3	96	32.0																																												
2	MUNARRIZ EGANA Alberto	5	118	23.6	9/23	39	5/16											1/1								1	4	8	2			6										1						
3	GRANADOS ORTEGA Alvaro	5	112	22.4	15/34	44	4/16											4/10								1	8	6	1	2/5								1	1									
4	SANAHUJA Bernat	5	82	16.4	8/23	35	4/17														1/1																											
5	de TORO DOMINGUEZ Miguel	5	75	15.0	2/3	67															0/1							2	2									1	1									
6	LARUMBE GONFAUS Marc	5	94	18.8	0/4	0	0/4																				5	3	1										5							1		
7	FAMERA Martin	5	67	13.4	4/6	67	2/3																				1	1	2	10/10									5	1						1		
8	FERNANDEZ MIRANDA Francisco	5	96	19.2	3/5	60	0/2														1/1								1	1/1								1	1									
9	TAHULL COMPTE Roger	5	68	13.6	6/12	50															3/5					1	2	3	2										1									
10	PERRONE ROCHA Felipe	5	113	22.6	4/16	25	0/9																				3	2	1										2									
11	MALLARACH GUELL Blai	5	69	13.8	7/15	47	2/7																			2	2	1	1										1	1								
12	BUSTOS SANCHEZ Alejandro	5	68	13.6	3/6	50																				2	3	5	2										7	1								
13	AGUIRRE Unai	2	64	32.0																							1																					
Team																																																
Totals					61/147	41	17/74	4/7	1/1	27/46	1/4				7/8	4/7						10						22	34	39	16	16/20	33	8			3	3										3
Against					31/139	22	5/79	2/9	2/3	21/43	0/2					1/3						18	22	29	14	4/20	39	7	1	2	2						1		2	2		8	6					
Cap No.	Goalkeepers				Saves/Shots																																											
					Total	%	A	C	D	X	6m	6mF	PS	CA	CO																																	
1	LOPEZ PINEDO Daniel				33/56	59	25/28	3/4	1/2	4/21					0/1																																	
13	AGUIRRE Unai				27/35	77	16/18	2/3	0/1	8/12					1/1																																	
Totals					60/91	66	41/46	5/7	1/3	12/33					1/2																																	

Timeouts	5
Exclusions with Substitution	3
Exclusions w/Subst after 4 min.	0

		YC	RC
Head Coach	MARTIN LOZANO David		
Official	IVANOV PIRALKOV Svilen		
Official	APARICIO SUNEN Antonio Francisco		
Totals			

Match	Possession		Goals (G) / Shots (Sh)						Extra Player Efficiency			DE	EX	
	#	Time	AA	X	PS	G	Sh	G	Sh	G	EPS		%	S
SRB - ESP	36	17:32	5	18	8	13			8	13	62		2	
MNE - ESP	38	13:58	3	16	4	8	1	1	4	8	50			
ESP - KAZ	38	12:55	9	19	5	8	2	2	5	8	63		1	
AUS - ESP	37	16:02	7	18	6	9	3	3	6	9	67			
ESP - CRO	37	16:26	3	22	4	8	1	2	4	8	50			
Totals	186	1:16:53	27	93	27	46	7	8	27	46	59		3	



Cumulative Statistics
 累積統計 / Statistiques cumulées

ESP - Spain
After 8 matches

Finals

Cap No.	Name	MP	Min.	Avg. Min	Goals/Shots											TF	ST	RB	BL	SP	Personal Fouls																		
					Total	%	A	C	D	X	6m	6mF	PS	CA	CO						CP	FP	DS	M6	CS	DE	P	EX											
1	LOPEZ PINEDO Daniel	3	95	31.7														1																					
2	MUNARRIZ EGANA Alberto	3	83	27.7	6/15	40	0/9				3/3				2/2	1/1		1	3	3	1			2										1	1				
3	GRANADOS ORTEGA Alvaro	3	71	23.7	3/18	17	1/7				1/9	1/1					0/1	1	3	6		0/1	1	3															
4	SANAHUJA Bernat	3	52	17.3	2/9	22	1/5				1/4							4				1/2	2										1	1					
5	de TORO DOMINGUEZ Miguel	3	33	11.0	2/2	100					2/2							2				1		3								1							
6	LARUMBE GONFAUS Marc	3	56	18.7	0/3	0	0/3											1	1			3		2	1														
7	FAMERA Martin	3	46	15.3	0/5	0	0/3				0/2							1	2	1		7/9	6	1															
8	FERNANDEZ MIRANDA Francisco	3	40	13.3	2/5	40	1/2				0/1						1/2						1										1	1					
9	TAHULL COMPTE Roger	3	48	16.0	4/11	36	0/1	1/3			3/7											1	1	2															
10	PERRONE ROCHA Felipe	3	76	25.3	3/11	27	0/3				3/6	0/1					0/1		1	4			4	1															
11	MALLARACH GUELL Blai	3	45	15.0	3/11	27	1/4				2/7							1	1	2		1	1																
12	BUSTOS SANCHEZ Alejandro	3	28	9.3	1/1	100												1				1	1															2	
Team																									1														
Totals					26/91	29	4/37	1/3	1/1	15/41	1/2			2/2	2/5			8	15	20	10	8/12	31	7	1	3	3												5
Against					27/84	32	5/39	1/4	0/1	19/36	1/3				1/1			14	17	23	16	4/12	35	5	2	3	3												9
Cap No.	Goalkeepers	Saves/Shots																	Timeouts																				
		Total	%	A	C	D	X	6m	6mF	PS	CA	CO							Exclusions with Substitution	Exclusions w/Subst after 4 min.																			
1	LOPEZ PINEDO Daniel	27/53	51	16/20	1/2		10/29	0/1							0/1																							4	5
Totals		27/54	50	16/21	1/2		10/29	0/1							0/1																							0	

		YC	RC
Head Coach	MARTIN LOZANO David		
Official	IVANOV PIRALKOV Svilen		
Official	APARICIO SUNEN Antonio Francisco		
Totals			

Match	Possession		Goals (G) / Shots (Sh)						Extra Player Efficiency			DE	EX	
	#	Time	AA		X		PS		G	EPS	%		S	N
			G	Sh	G	Sh	G	Sh						
USA - ESP	32	15:49	7	18	3	9	2	2	3	9	33			2
SRB - ESP	40	16:52	2	16	7	17			7	16	44			3
HUN - ESP	32	18:17		14	5	15			5	14	36			
Totals	104	50:58	9	48	15	41	2	2	15	39	38			5



Cumulative Statistics
累積統計 / Statistiques cumulées

ESP - Spain
After 8 matches

Overall (Preliminary Round + Finals)

Cap No.	Name	MP	Min.	Avg. Min	Goals/Shots											TF	ST	RB	BL	SP	Personal Fouls																		
					Total	%	A	C	D	X	6m	6mF	PS	CA	CO						CP	FP	DS	M6	CS	DE	P	EX											
1	LOPEZ PINEDO Daniel	6	191	31.8													1																						
2	MUNARRIZ EGANA Alberto	8	200	25.0	15/38	39	5/25				5/6	1/3			2/2	2/2	2	7	11	3			8				1	1											1
3	GRANADOS ORTEGA Alvaro	8	183	22.9	18/52	35	5/23				5/19	1/1			6/7	1/2	2	11	12	1	2/6		1	3			1	1											
4	SANAHUJA Bernat	8	133	16.6	10/32	31	5/22			1/1	4/7					0/2		7	2	1	4/6		7	2			1	1											
5	de TORO DOMINGUEZ Miguel	8	108	13.5	4/5	80			0/1		4/4						7		2	3			4	1	1													1	
6	LARUMBE GONFAUS Marc	8	149	18.6	0/7	0	0/7										1	6	3	4			7	1													1		
7	FAMERA Martin	8	113	14.1	4/11	36	2/6				2/5						2	3	3	17/19		11	2														2		
8	FERNANDEZ MIRANDA Francisco	8	136	17.0	5/10	50	1/4	1/1			2/3					1/2				2	1/1	2	2			2	2												
9	TAHULL COMPTE Roger	8	115	14.4	10/23	43	0/1	4/8			6/14						1	2	4	3			3																
10	PERRONE ROCHA Felipe	8	189	23.6	7/27	26	0/12				4/10	0/1			1/1	2/3			4	6	1		6	1													1		
11	MALLARACH GUELL Blai	8	113	14.1	10/26	38	3/11				7/13	0/1			0/1		3	3	3	2			1	1		1	1												
12	BUSTOS SANCHEZ Alejandro	8	96	12.0	4/7	57				1/1	3/6						3	3	6	3			14	2														2	
13	AGUIRRE Unai	2	64	32.0														1																					
Team																					11																		
Totals					87/238	37	21/111	5/10	2/2	42/87	2/6				9/10	6/12		30	49	59	26	24/32	64	15	1	6	6												8
Against					58/223	26	10/118	3/13	2/4	40/79	1/5					2/4		32	39	52	30	8/32	74	12	3	5	5											10	15
Cap No.	Goalkeepers																	Saves/Shots																					
		Total	%	A	C	D	X	6m	6mF	PS	CA	CO								Timeouts	9																		
1	LOPEZ PINEDO Daniel	60/109	55	41/48	4/6	1/2	14/50	0/1				0/2								Exclusions with Substitution	8																		
13	AGUIRRE Unai	27/35	77	16/18	2/3	0/1	8/12					1/1								Exclusions w/Subst after 4 min.	0																		
Totals		87/145	60	57/67	6/9	1/3	22/62	0/1				1/3																											

	YC	RC		
Head Coach	MARTIN LOZANO David			
Official	IVANOV PIRALKOV Svilen			
Official	APARICIO SUNEN Antonio Francisco			
Totals				

Match	Possession		Goals (G) / Shots (Sh)						Extra Player Efficiency			DE	EX	
	#	Time	AA	X	PS	G	Sh	G	Sh	G	EPS		%	S
Totals	290	2:07:51	36	141	42	87	9	10	42	85	49		8	

Legend:									
#	Number of possessions	%	Efficiency	6m	6 metre direct shot in free throw situation	6mF	6 metre shot after free throw and movement	A	Action shot
AA	All action shots (A, C, D, 6m, 6mF, CA and CO)	BL	Blocked shots	C	Centre shot	CA	Counter Attack	CO	Corner shot
CP	Centre forward position exclusion	CS	Counter attacking situation exclusion	D	Shot in driving situation	DE	Shot in driving situation	DE	Double Exclusion
DS	Driving situation exclusion	EPS	Extra Player Situation	EX	Exclusion (S - with substitution, N - with substitution after 4 min.)	EX	Exclusion (S - with substitution, N - with substitution after 4 min.)	MP	Matches played
FP	Field exclusion	M6	Exclusion in 6 metre free throw situation	MP	Matches played	MP	Matches played	No.	Number
P	Penalty Foul	PS	Penalty shot	RB	Rebounds	RC	Red Card	Sh	Shots
SP	Sprint (Won/Sprints)	ST	Steals	TF	Turnover Fouls	X	Extra player shot	YC	Yellow Card



Team Roster
チーム登録名簿 / Composition de l'équipe
As of THU 29 JUL 2021

REVISED
29 JUL 11:46

ESP - Spain

Cap No.	Name	Pos.	L/R	Date of Birth	Height m / ft in	Club	OG / Goals	Int. Matches Played
1	LOPEZ PINEDO Daniel	GK	R	16 JUL 1980	1.90 / 6'3"	CN AT BARCELONETA, BARCELONA (ESP)	2 / 0	348
2	MUNARRIZ EGANA Alberto	D	R	19 MAY 1994	1.97 / 6'6"	CN AT BARCELONETA, BARCELONA (ESP)	1 / 9	128
3	GRANADOS ORTEGA Alvaro	D	R	8 OCT 1998	1.92 / 6'4"	CN AT BARCELONETA, BARCELONA (ESP)	1 / 0	68
4	SANAHUJA Bernat	D	R	21 OCT 2000	1.92 / 6'4"	CN SABADELL, SABADELL (ESP)		23
5	de TORO DOMINGUEZ Miguel	CF	R	16 AUG 1993	2.02 / 6'8"	CN AT BARCELONETA, BARCELONA (ESP)		73
6	LARUMBE GONFAUS Marc	D	R	30 MAY 1994	1.93 / 6'4"	CN AT BARCELONETA, BARCELONA (ESP)		84
7	FAMERA Martin	CB	R	4 NOV 1988	2.00 / 6'7"	CN AT BARCELONETA, BARCELONA (ESP)		5
8	FERNANDEZ MIRANDA Francisco	D	R	21 JUN 1986	1.85 / 6'1"	CN AT BARCELONETA, BARCELONA (ESP)	1 / 2	153
9	TAHULL COMPTE Roger	CF	R	11 MAY 1997	1.96 / 6'5"	CN BARCELONA, BARCELONA (ESP)	1 / 3	65
10	PERRONE ROCHA Felipe (C)	D	R	27 FEB 1986	1.83 / 6'0"	CN AT BARCELONETA, BARCELONA (ESP)		172
11	MALLARACH GUELL Blai	D	L	21 AUG 1987	1.87 / 6'2"	CN AT BARCELONA, BARCELONA (ESP)	2 / 13	285
12	BUSTOS SANCHEZ Alejandro	CB	R	17 MAR 1997	1.93 / 6'4"	CN AT BARCELONETA, BARCELONA (ESP)		10
13	AGUIRRE Unai	GK	R	14 JUL 2002	1.92 / 6'4"	CN BARCELONA, BARCELONA (ESP)		3

Head Coach: MARTIN LOZANO David
Official: IVANOV PIRALKOV Svilen
Official: APARICIO SUNEN Antonio Francisco

Note:
Number of senior international matches played, include only FINA and Continental Competitions matches (friendly matches not included).

Legend:
(C) Captain CB Centre Back CF Centre Forward D Driver GK Goalkeeper
Int. International L Left L/R Handedness No. Number
OG/Goals Participation and goals scored in Olympic Games Pos. Playing Position R Right

REVISED

Team Spain (ESP) has opted to substitute in their "Ap" Athlethe



Cumulative Statistics

累積統計 / Statistiques cumulées

GRE - Greece

After 8 matches

Preliminary Round

Cap No.	Name	MP	Min.	Avg. Min	Goals/Shots											Personal Fouls																						
					Total	%	A	C	D	X	6m	6mF	PS	CA	CO	TF	ST	RB	BL	SP	CP	FP	DS	M6	CS	DE	P	EX										
1	ZERDEVAS Emmanouil	4	128	32.0														2																				
2	GENIDOUNIAS Konstantinos	5	121	24.2	12/31	39	5/17				4/7	1/2	0/1	1/1	1/3			1	3	7	4	2/8	3	2													1	
3	SKOUMPAKIS Dimitrios	5	64	12.8	5/10	50	4/8	1/1		0/1								1	4	1	4		9														2	
4	KAPOTSIS Marios	5	105	21.0	8/13	62	2/5			5/6				1/2				2	2	3	4		2	1														
5	FOUNTOULIS Ioannis	5	106	21.2	12/23	52	4/11			5/8				3/4				3	2	3	4		5				2	2					1		2			
6	PAPANASTASIOU Alexandros	5	101	20.2	6/12	50	3/5		0/1	2/4				1/2					4	3	2	4/8	3	1										1		1		
7	DERVISIS Georgios	5	58	11.6	2/2	100				1/1				1/1				2	2	1	3	0/1	6	2		1	1										2	
8	ARGYROPOULOS KANAKAKIS Stylianos	5	104	20.8	8/24	33	1/12	1/1		5/8	0/2			1/1				1	3	2	1	0/2	8	2													2	
9	MOURIKIS Konstantinos	5	58	11.6	3/7	43		1/4		1/2				1/1				3	1	2	2		1	1														
10	KOLOMIVOS Christodoulos	5	65	13.0	3/7	43	0/1	1/4		2/2								2	4	1	2		4									1						
11	GKIOUVETSIS Konstantinos	5	57	11.4	3/10	30	0/4	0/1		1/3	1/1		1/1						2	1	2	0/1	1	1														
12	VLACHOPOULOS Angelos	5	121	24.2	6/16	38	2/9			2/3	1/3			1/1				1	4	10	4		4	2														
13	GALANIDIS Konstantinos	1	32	32.0																																		
Team																		4																				
Totals					68/155	44	21/72	4/11	0/1	28/45	3/8	0/1	3/3	9/14					20	33	34	32	6/20	46	12	1	3	3	3	1	2	12						
Against					34/148	23	7/57	6/8		14/61	1/8	0/2	2/2	4/9	0/1			29	30	26	23	14/20	31	8	1	3	3	1	3	2								

Cap No.	Name	Saves/Shots										
		Total	%	A	C	D	X	6m	6mF	PS	CA	CO
1	ZERDEVAS Emmanouil	47/76	62	21/26	1/6		19/31	2/3		0/2	3/7	1/1
13	GALANIDIS Konstantinos	9/14	64	4/6	1/2		3/5		1/1			
Totals		56/90	62	25/32	2/8		22/36	2/3	1/1	0/2	3/7	1/1

Timeouts		6
Exclusions with Substitution		12
Exclusions w/Subst after 4 min.		0

	YC	RC
Head Coach	VLACHOS Theodoros	2
Official	KRAVARITIS Dimitrios	
Official	MARINOS Georgios	
Totals		2

Match	Possession		Goals (G) / Shots (Sh)						Extra Player Efficiency			DE	EX	
	#	Time	AA		X		PS		G	EPS	%		S	N
			G	Sh	G	Sh	G	Sh						
HUN - GRE	32	17:10	1	13	9	13			9	12	75		3	
ITA - GRE	32	15:29	4	23	2	7			2	6	33		3	
GRE - JPN	41	15:21	4	21	6	9			6	8	75	1	3	
RSA - GRE	45	11:23	20	33	7	8	1	1	7	8	88			
GRE - USA	37	12:31	8	17	4	8	2	2	4	7	57		3	
Totals	187	1:11:54	37	107	28	45	3	3	28	41	68	1	12	



Cumulative Statistics

累積統計 / Statistiques cumulées

GRE - Greece

After 8 matches

Finals

Cap No.	Name	MP	Min.	Avg. Min.	Goals/Shots										Personal Fouls																								
					Total	%	A	C	D	X	6m	6mF	PS	CA	CO	TF	ST	RB	BL	SP	CP	FP	DS	M6	CS	DE	P	EX											
1	ZERDEVAS Emmanouil	3	96	32.0														1																					
2	GENIDOUNIAS Konstantinos	3	77	25.7	5/23	22	3/16				0/5			2/2				1	1	2	0/3	2			1	1													
3	SKOUMPAKIS Dimitrios	3	27	9.0	3/6	50	1/3	0/1			2/2							1	1	1		7									1	1			2				
4	KAPOTSIS Marios	3	51	17.0	1/7	14	1/5				0/1			0/1						2	2	3	1																
5	FOUNTOULIS Ioannis	3	76	25.3	4/19	21	3/13				1/6							1	1	6	2	1	2																
6	PAPANASTASIOU Alexandros	3	59	19.7	2/4	50	1/2				1/2										7/9	3	1										1			1			
7	DERVISIS Georgios	3	38	12.7	0/2	0	0/2											1		3		5														1			
8	ARGYROPOULOS KANAKAKIS Stylianos	3	55	18.3	5/10	50	1/3				4/7							2	1	2		5																	
9	MOURIKIS Konstantinos	3	37	12.3	1/5	20	0/1	1/2			0/2							5				1													1				
10	KOLOMIVOS Christodoulos	3	37	12.3	1/1	100					1/1							1	1	2	2	2																	
11	GKIOUVETISIS Konstantinos	3	33	11.0	4/7	57	0/1				4/6							1	2	3	1																		
12	VLACHOPOULOS Angelos	3	88	29.3	3/8	38	1/4				2/4							1	3	2	2	2																	
Team																		5																					
Totals					29/92	32	11/50	1/3			15/36			2/2	0/1				17	12	19	14	7/12	31	4			1	1	2	2	2	4						
Against					23/82	28	7/39	3/8			10/30	0/2		2/2	1/1				15	9	23	16	5/12	29	4	1					2	2	8						
Cap No.	Goalkeepers	Saves/Shots										Timeouts																											
		Total	%	A	C	D	X	6m	6mF	PS	CA	CO																											
1	ZERDEVAS Emmanouil	23/46	50	15/22	3/6		4/14	1/1		0/2	0/1																											5	
Totals		23/46	50	15/22	3/6		4/14	1/1		0/2	0/1																											4	
																																						0	

	YC	RC		
Head Coach	VLACHOS Theodoros			
Official	KRAVARITIS Dimitrios			
Official	MARINOS Georgios			
Totals				

Match	Possession		Goals (G) / Shots (Sh)						Extra Player Efficiency			DE	EX	
	#	Time	AA		X		PS		G	EPS	%		S	N
			G	Sh	G	Sh	G	Sh						
GRE - MNE	37	16:41	6	23	2	7	2	2	2	6	33		1	
GRE - HUN	36	19:58	2	15	7	14			7	13	54	2	3	
GRE - SRB	41	16:03	4	16	6	15			6	17	35			
Totals	114	52:42	12	54	15	36	2	2	15	36	42	2	4	



Team Roster
チーム登録名簿 / Composition de l'équipe
As of SUN 8 AUG 2021

REVISED
8 AUG 17:06

GRE - Greece

Cap No.	Name	Pos.	L/R	Date of Birth	Height m / ft in	Club	OG / Goals	Int. Matches Played
1	ZERDEVAS Emmanouil	GK	R	12 AUG 1997	1.85 / 6'1"	OLYMPIACOS, PIRAEUS (GRE)		84
2	GENIDOUNIAS Konstantinos	D	R	3 MAY 1993	1.83 / 6'0"	OLYMPIACOS, PIRAEUS (GRE)	1 / 4	161
3	SKOUMPAKIS Dimitrios	CB	R	18 DEC 1998	2.03 / 6'8"	OLYMPIACOS, PIRAEUS (GRE)		70
4	KAPOTSIS Marios	D	R	13 SEP 1991	1.83 / 6'0"	OLYMPIACOS, PIRAEUS (GRE)		108
5	FOUNTOULIS Ioannis (C)	D	R	25 MAY 1988	1.85 / 6'1"	OLYMPIACOS, PITAEUS (GRE)	2 / 24	311
6	PAPANASTASIOU Alexandros	D	R	12 FEB 1999	1.94 / 6'4"	JUG DUBROVNIC, DUBROVNIC (CRO)		58
7	DERVISIS Georgios	CB	R	30 OCT 1994	1.95 / 6'5"	OLYMPIACOS, PIRAEUS (GRE)	1 / 3	146
8	ARGYROPOULOS KANAKAKIS Stylianos	CB	R	2 AUG 1996	1.90 / 6'3"	OLYMPIACOS, PIRAEUS (GRE)		97
9	MOURIKIS Konstantinos	CF	R	11 JUL 1988	1.98 / 6'6"	OLYMPIACOS, PIRAEUS (GRE)	2 / 11	272
10	KOLOMVOS Christodoulos	CF	R	26 OCT 1988	1.86 / 6'1"	ENKA, INSTABUL (TUR)	1 / 2	239
11	GKIOUVETSIS Konstantinos	D	R	19 NOV 1999	1.91 / 6'3"	VOULIAGMENI, VOULIAGMENI (GRE)		28
12	VLACHOPOULOS Angelos	D	R	28 SEP 1991	1.80 / 5'11"	NOVI BEOGRAD, BEOGRAD (SRB)	1 / 13	183
13	GALANIDIS Konstantinos	GK	R	1 SEP 1990	2.02 / 6'8"	APOLLON SMYRNI, ATHENS (GRE)		103

Head Coach: VLACHOS Theodoros
Official: KRAVARITIS Dimitrios
Official: MARINOS Georgios

Note:
Number of senior international matches played, include only FINA and Continental Competitions matches (friendly matches not included).

Legend:
(C) Captain CB Centre Back CF Centre Forward D Driver GK Goalkeeper
Int. International L/R Handedness No. Number OG/Goals Participation and goals scored in Olympic Games
Pos. Playing Position R Right

REVISED Team Greece (GRE) has opted to substitute in their "Ap" Athlethe



Cumulative Statistics 累積統計 / Statistiques cumulées

HUN - Hungary After 8 matches

Preliminary Round

Cap No.	Name	MP	Min.	Avg. Min.	Goals/Shots										Personal Fouls																											
					Total	%	A	C	D	X	6m	6mF	PS	CA	CO	TF	ST	RB	BL	SP	CP	FP	DS	M6	CS	DE	P	EX														
1	NAGY Viktor	5	112	22.4																																						
2	ANGYAL Daniel	5	81	16.2	7/15	47	0/1	3/4			3/7								1/3								5		1													
3	MANHERCZ Krisztian	5	117	23.4	10/26	38	2/9				4/10	1/1					0/1	3/5																								
4	ZALANKI Gergo	5	118	23.6	4/17	24	2/11				1/4	0/1						1/1								1	4	1	7	4/6	2	2										
5	VAMOS Marton	5	115	23.0	8/17	47	3/9				4/6	0/1					1/1									3	4	3								1						
6	HOSNYANSZKY Norbert	5	61	12.2	2/14	14	0/6				2/7	0/1														2	2	2														
7	PASZTOR Matyas	5	85	17.0	6/11	55	2/4				2/5							2/2								3	1	3	2													
8	JANSIK Szilard	5	67	13.4	3/7	43	1/2	0/2			1/1	0/1					1/1								1	4	1		2/2	7	3							1				
9	ERDELYI Balazs	5	89	17.8	9/20	45	2/8	1/1	1/1		3/8							2/2							1	5	2	1	3/5	3	2								1			
10	VARGA Denes	4	107	26.8	9/22	41	2/11	1/1			3/4	0/2					1/1	2/3								3	6	2														
11	MEZEI Tamas	4	58	14.5	2/4	50		2/3			0/1														4	3	4	1														
12	HARAI Balazs	5	63	12.6	4/8	50	0/1	3/5			1/2														7	2	3															
13	VOGEL Soma	2	48	24.0																						2																
Team																																										
Totals					64/161	40	14/62	10/16	1/1	24/55	1/7						3/4	11/16								23	34	35	27	14/20	31	16	1	1	1	1	1	4				
Against					35/145	24	8/73	3/7	0/1	21/54	1/7						1/1	1/2								20	18	27	20	6/20	38	12	1	3	3					7		
Cap No.	Goalkeepers	Saves/Shots										Personal Fouls																														
		Total	%	A	C	D	X	6m	6mF	PS	CA	CO	TF	ST	RB	BL	SP	CP	FP	DS	M6	CS	DE	P	EX																	
1	NAGY Viktor	26/48	54	13/16	1/3			9/25	3/3		0/1																															5
13	VOGEL Soma	16/28	57	11/16	0/1	1/1		4/8	0/1								0/1																								4	
Totals		42/77	55	24/32	1/4	1/1		13/34	3/4		0/1	0/1																													0	

Timeouts	5
Exclusions with Substitution	4
Exclusions w/Subst after 4 min.	0

	YC	RC
Head Coach MARCZ Tamas	1	
Official NEMETH Zsolt		
Official MATEFALVY Csaba		
Totals	1	

Match	Possession		Goals (G) / Shots (Sh)						Extra Player Efficiency			DE	EX			
	#	Time	AA		X		PS		G	EPS	%		S	N		
	G	Sh	G	Sh	G	Sh	G	Sh								
HUN - GRE	40	14:50	4	23	5	15				5	12	42			1	
JPN - HUN	45	12:01	9	24	6	7	1	2		6	7	86				
HUN - RSA	42	11:19	15	28	7	9	1	1		7	9	78			1	
USA - HUN	38	13:25	6	17	4	13	1	1		4	10	40			1	
HUN - ITA	29	16:02	3	10	2	11				2	13	15			1	
Totals	194	1:07:37	37	102	24	55	3	4		24	51	47			4	



Team Roster
チーム登録名簿 / Composition de l'équipe
As of MON 26 JUL 2021

REVISED
26 JUL 21:15

HUN - Hungary

Cap No.	Name	Pos.	L/R	Date of Birth	Height m / ft in	Club	OG / Goals	Int. Matches Played
1	NAGY Viktor	GK	R	24 JUL 1984		Szolnoki Vízilabda SC, Szolnok (HUN)	2 /	229
2	ANGYAL Daniel	CB	R	29 MAR 1992		Szolnoki Vízilabda SC, Szolnok (HUN)		106
3	MANHERCZ Krisztian	D	R	6 FEB 1997		OSC Vízilabda SE, Budapest (HUN)	1 / 8	142
4	ZALANKI Gergo	D	L	26 FEB 1995		Ferencvárosi Torna Club, Budapest (HUN)	1 / 7	109
5	VAMOS Marton	D	L	24 JUN 1992		Ferencvárosi Torna Club, Budapest (HUN)	1 / 14	241
6	HOSNYANSZKY Norbert	CB	R	4 MAR 1984		Budapesti Honvéd SE, Budapest (HUN)	3 / 24	317
7	PASZTOR Matyas	D	R	20 FEB 1987		Budapesti Vasutas SC, Budapest (HUN)		22
8	JANSIK Szilard	CB	R	6 APR 1994		Ferencvárosi Torna Club, Budapest (HUN)		52
9	ERDELYI Balazs	D	R	16 FEB 1990		OSC Vízilabda SE, Budapest (HUN)	1 / 10	167
10	VARGA Denes (C)	D	R	29 MAR 1987		Ferencvárosi Torna Club, Budapest (HUN)	3 / 34	307
11	MEZEI Tamas	CF	L	14 SEP 1990		Ferencvárosi Torna Club, Budapest (HUN)		90
12	HARAI Balazs	CF	R	5 APR 1987		OSC Vízilabda SE, Budapest (HUN)	2 / 14	250
13	VOGEL Soma	GK	R	7 JUL 1997		Ferencvárosi Torna Club, Budapest (HUN)		29

Head Coach: MARCZ Tamas
Official: NEMETH Zsolt
Official: MATEFALVY Csaba

Note:
Number of senior international matches played, include only FINA and Continental Competitions matches (friendly matches not included).

Legend:
(C) Captain CB Centre Back CF Centre Forward D Driver GK Goalkeeper
Int. International L Left L/R Handedness No. Number
OG/Goals Participation and goals scored in Olympic Games Pos. Playing Position R Right

REVISED

Team Hungary (HUN) has opted to substitute in their "Ap" Athlete



Cumulative Statistics
累積統計 / Statistiques cumulées
ITA - Italy
After 8 matches

Preliminary Round

Cap No.	Name	MP	Min.	Avg. Min	Goals/Shots										TF	ST	RB	BL	SP	Personal Fouls																			
					Total	%	A	C	D	X	6m	6mF	PS	CA						CO	CP	FP	DS	M6	CS	DE	P	EX											
1	Del LUNGO Marco	5	144	28.8															6																				
2	Di FULVIO Francesco	5	123	24.6	12/39	31	3/14		1/3	5/10	0/6		1/1	2/5					5	2	4	5	10/11	1	2														
3	LUONGO Stefano	5	99	19.8	7/19	37	1/5	0/1		5/11	0/1			1/1					1	2		3/4	1															1	
4	FIGLIOLI Pietro	4	83	20.8	9/26	35	3/15			3/7			3/4						2	2	2	2	4/5		3														
5	PRESCIUTTI Nicholas	5	99	19.8	4/10	40	0/5			1/2				3/3				2	6	5				7													2	1	
6	VELOTTO Alessandro	5	71	14.2	3/6	50	0/2			2/2				1/2					9	1	1				3														
7	RENZUTO IODICE Vincenzo	5	88	17.6	2/9	22	0/2			1/4	0/1			1/1	0/1			3	5	5	1		6														1		
8	ECHENIQUE Gonzalo	5	122	24.4	5/15	33	1/7	0/1		2/4				2/3					6	7	6		1	1	1														
9	FIGARI Niccolo	5	53	10.6	4/9	44	1/3		1/1	1/4				1/1				2	1	2	2		5	2	1													1	
10	BODEGAS Michael Alexandre	5	74	14.8	5/12	42	1/2	2/5		2/4				0/1				8	4	2	2		2													2	1		
11	AICARDI Matteo	5	74	14.8	7/9	78		3/4		3/4				1/1				3	2	2	3		3	1		1	1												
12	DOLCE Vincenzo	5	74	14.8	2/5	40	0/2			0/1				1/1	1/1			2	2	1			6	1															
13	NICOSIA Gianmarco	2	16	8.0															1																				
Team																					4																		
Totals					60/159	38	10/57	5/11	2/4	25/53	0/8			6/7	12/19				29	47	32	23	17/20	30	15	2	1	1							6	3			
Against					32/131	24	6/48	1/10	1/1	14/45	3/13			4/6	3/8			29	28	23	23	3/20	24	19	3	1	1							7	6				

Cap No.	Goalkeepers	Saves/Shots										Timeouts
		Total	%	A	C	D	X	6m	6mF	PS	CA	
1	Del LUNGO Marco	45/77	58	23/29	4/5	0/1	11/25	3/6		1/5	3/6	
13	NICOSIA Gianmarco	7/7	100	4/4			2/2	1/1				
Totals		52/84	62	27/33	4/5	0/1	13/27	4/7		1/5	3/6	

		YC	RC
Head Coach	CAMPAGNA Alessandro		
Official	POMILIO Amedeo		
Official	DUSPIVA Alessandro		
Totals			

Match	Possession		Goals (G) / Shots (Sh)						Extra Player Efficiency			DE	EX	
	#	Time	AA		X		PS		G	EPS	%		S	N
			G	Sh	G	Sh	G	Sh						
RSA - ITA	45	10:05	15	29	6	7			6	6	100			
ITA - GRE	34	16:31	3	17	2	13	1	1	2	9	22			
USA - ITA	39	15:09	4	21	7	12	1	2	7	10	70		1	
ITA - JPN	36	17:21	6	14	7	9	3	3	7	8	88		1	
HUN - ITA	38	15:58	1	18	3	12	1	1	3	11	27		1	
Totals	192	1:15:04	29	99	25	53	6	7	25	44	57		3	



Cumulative Statistics
累積統計 / Statistiques cumulées

ITA - Italy
After 8 matches

Overall (Preliminary Round + Finals)

Cap No.	Name	MP	Min.	Avg. Min.	Goals/Shots											Personal Fouls														
					Total	%	A	C	D	X	6m	6mF	PS	CA	CO	TF	ST	RB	BL	SP	CP	FP	DS	M6	CS	DE	P	EX		
1	Del LUNGO Marco	7	208	29.7														6												
2	Di FULVIO Francesco	8	202	25.3	17/55	31	7/22			1/3	5/15	1/7			1/2	2/6		8	5	4	7	13/18	1	5		1	1			
3	LUONGO Stefano	8	155	19.4	8/28	29	1/11	0/1			6/14	0/1				1/1		1	2	3	1	4/5	1						1	
4	FIGLIOLI Pietro	7	141	20.1	11/43	26	4/24				4/14				3/4	0/1		2	5	2	7/8		3							
5	PRESCIUTTI Nicholas	8	160	20.0	8/15	53	1/6				4/5	0/1				3/3		2	9	8	1		11					3	1	
6	VELOTTO Alessandro	8	138	17.3	8/15	53	4/9		0/1		3/3					1/2		13	3	1	1/1		3	1						
7	RENZUTO IODICE Vincenzo	8	143	17.9	6/16	38	2/6				3/7	0/1			1/1	0/1		4	7	6	2		8	1				3	1	
8	ECHENIQUE Gonzalo	8	175	21.9	5/22	23	1/10	0/1			2/8					2/3		6	8	6		1	1	1						
9	FIGARI Niccolo	8	83	10.4	5/14	36	1/6		1/1		2/6					1/1		2	2	2	3		7	2	1	1	1		1	1
10	BODEGAS Michael Alexandre	8	115	14.4	8/16	50	1/2	3/6			4/7					0/1		15	5	2	3		2	3					2	1
11	AICARDI Matteo	8	126	15.8	8/11	73		4/5			3/5					1/1		6	4	2	4		3	2		2	2			
12	DOLCE Vincenzo	8	99	12.4	2/7	29	0/4				0/1				1/1	1/1		3	2	1	1		8	3						
13	NICOSIA Gianmarco	3	48	16.0														2												1
Team																	5													
Totals						86/242											46													
Against						63/226											46													
Goalkeepers																														
1	Del LUNGO Marco					61/110											11													
13	NICOSIA Gianmarco					18/32											4													
Totals						79/142											15													

Timeouts	11
Exclusions with Substitution	4
Exclusions w/Subst after 4 min.	0

	YC	RC
Head Coach CAMPAGNA Alessandro		
Official POMILIO Amedeo		
Official DUSPIVA Alessandro		
Totals		

Match	Possession		Goals (G) / Shots (Sh)				Extra Player Efficiency			DE	EX			
	#	Time	AA	X	PS	G	Sh	G	Sh		G	EPS	%	S
Totals	286	2:08:35	44	149	36	85	10	13	36	80	45		4	

Legend:									
#	Number of possessions	%	Efficiency	6m	6 metre direct shot in free throw situation	6mF	6 metre shot after free throw and movement	A	Action shot
AA	All action shots (A, C, D, 6m, 6mF, CA and CO)	BL	Blocked shots	C	Centre shot	CA	Counter Attack	CO	Corner shot
CP	Centre forward position exclusion	CS	Counter attacking situation exclusion	D	Shot in driving situation	D	Shot in driving situation	DE	Double Exclusion
DS	Driving situation exclusion	EPS	Extra Player Situation	EX	Exclusion (S - with substitution, N - with substitution after 4 min.)	EX	Exclusion (S - with substitution, N - with substitution after 4 min.)	No.	Number
FP	Field exclusion	M6	Exclusion in 6 metre free throw situation	MP	Matches played	MP	Matches played	No.	Number
P	Penalty Foul	PS	Penalty shot	RB	Rebounds	RC	Red Card	Sh	Shots
SP	Sprint (Won/Sprints)	ST	Steals	TF	Turnover Fouls	X	Extra player shot	YC	Yellow Card



Team Roster
チーム登録名簿 / Composition de l'équipe
As of SAT 24 JUL 2021

REVISED
24 JUL 21:50

ITA - Italy

Cap No.	Name	Pos.	L/R	Date of Birth	Height m / ft in	Club	OG / Goals	Int. Matches Played
1	Del LUNGO Marco	GK	R	1 MAR 1990	1.90 / 6'3"	AN Brescia, BS (ITA)	1 /	190
2	Di FULVIO Francesco	D	R	15 AUG 1993	1.90 / 6'3"	PRO RECCO, GE (ITA)	1 / 8	192
3	LUONGO Stefano	D	R	5 JAN 1990	1.84 / 6'0"	PRO RECCO, GE (ITA)		167
4	FIGLIOLI Pietro (C)	D	R	29 MAY 1984	1.91 / 6'3"	PRO RECCO, GE (ITA)	4 / 42	263
5	PRESCIUTTI Nicholas	CB	R	14 DEC 1993	1.89 / 6'2"	PRO RECCO, GE (ITA)		109
6	VELOTTA Alessandro	D	R	12 FEB 1995	1.86 / 6'1"	PRO RECCO, GE (ITA)	1 / 1	153
7	RENZUTO IODICE Vincenzo	D	R	8 APR 1993	1.91 / 6'3"	AN BRESCIA, BS (ITA)		95
8	ECHENIQUE Gonzalo	D	L	27 APR 1990	1.95 / 6'5"	PRO RECCO, GE (ITA)	1 / 11	59
9	FIGARI Niccolo	CB	R	24 JAN 1988	1.98 / 6'6"	PRO RECCO, GE (ITA)		170
10	BODEGAS Michael Alexandre	CF	R	3 MAY 1987	1.92 / 6'4"	BARCELONETA, BCN (ESP)	1 / 3	122
11	AICARDI Matteo	CF	R	19 APR 1986	1.92 / 6'4"	PRO RECCO, GE (ITA)	2 / 9	265
12	DOLCE Vincenzo	D	R	11 MAY 1995	1.95 / 6'5"	AN BRESCIA, BS (ITA)		56
13	NICOSIA Gianmarco	GK	R	12 FEB 1998	1.96 / 6'5"	T.PALERMO, PA (ITA)		58

Head Coach: CAMPAGNA Alessandro
Official: POMILIO Amedeo
Official: DUSPIVA Alessandro

Note:
Number of senior international matches played, include only FINA and Continental Competitions matches (friendly matches not included).

Legend:
(C) Captain CB Centre Back CF Centre Forward D Driver GK Goalkeeper
Int. International L Left L/R Handedness No. Number
OG/Goals Participation and goals scored in Olympic Games Pos. Playing Position R Right

REVISED

Team Italy (ITA) has opted to substitute in their "Ap" Athlethe



Cumulative Statistics

累積統計 / Statistiques cumulées

JPN - Japan

After 5 matches

Preliminary Round

Cap No.	Name	MP	Min.	Avg. Min	Goals/Shots										TF	ST	RB	BL	SP	Personal Fouls																								
					Total	%	A	C	D	X	6m	6mF	PS	CA						CO	CP	FP	DS	M6	CS	DE	P	EX																
1	TANAMURA Katsuyuki	5	128	25.6															10	1																								
2	ADACHI Seiya	5	115	23.0	11/24	46	3/8					3/8	1/2		2/3	2/3			1	3	2		3/9	1	3															1				
3	KOPPU Harukiirario	5	114	22.8	1/8	13	0/5	1/1			0/1	0/1							3	5	4	1			5															1	1			
4	SHIGA Mitsuaki	5	113	22.6	6/13	46	2/6		1/1		2/4				1/2				1	6	1	2	0/1	2	4				1	1														
5	YOSHIDA Takuma	5	90	18.0	3/13	23	1/6				0/5	1/1					1/1			1	2			0/2					1											1				
6	SUZUKI Toi	4	45	11.3	2/5	40			1/1		0/2	0/1					1/1			1	2			0/3																				
7	SHIMIZU Yusuke	5	46	9.2	3/11	27					2/6						1/1			1																								
8	TAKATA Mitsuru	5	59	11.8	4/11	36	1/7				1/1						2/3			2	2	3	2				4	3	1															
9	ARAI Atsushi	5	118	23.6	10/21	48	1/4				9/12	0/2			0/1	0/2				2	4	2	2/5	3	5											1	1	1						
10	INABA Yusuke	5	123	24.6	14/42	33	4/18				3/11	0/4	0/1	7/7	0/1					2	7	4	1		1	1																		
11	OKAWA Keigo	5	100	20.0	6/15	40	2/9			0/1	0/1					4/4				1	3	2		3	2														2	1				
12	ARAKI Kenta	5	36	7.2	5/7	71	0/1		2/3			3/3									1															1	1							
13	FUKUSHIMA Tomoyoshi	1	32	32.0																	4																				1			
Team																						3																						
Totals					65/170	38	14/64	5/10	2/3		21/52	2/11	0/1	9/11	12/18						14	44	24	10	5/20	20	21	2	2	2	1	8	3											
Against					66/147	45	14/55	11/21	3/4		30/45	0/7	0/1	5/8	3/6					32	38	39	28	15/20	28	10	3	4	4	1	11	10												
Cap No.	Goalkeepers																																											
		Saves/Shots																																										
		Total	%	A	C	D	X	6m	6mF	PS	CA	CO																Timeouts	5															
1	TANAMURA Katsuyuki	36/93	39	21/33	6/15	0/3	3/28	2/2	1/1	1/6	2/5																	Exclusions with Substitution	3															
13	FUKUSHIMA Tomoyoshi	7/16	44	5/7	0/2		1/6			1/1																		Exclusions w/Subst after 4 min.	0															
Totals		43/109	39	26/40	6/17	0/3	4/34	2/2	1/1	2/7	2/5																																	

		YC	RC
Head Coach	OMOTO Yoji		
Official	SHIOTA Yoshinori		
Official	NAKASHIMA Takamitsu		
Totals			

Match	Possession		Goals (G) / Shots (Sh)						Extra Player Efficiency			DE	EX	
	#	Time	AA	X	PS	G	Sh	G	Sh	G	EPS		%	S
USA - JPN	40	14:00	4	21	5	7	4	4	5	7	71		1	
JPN - HUN	35	19:59	8	28	3	7			3	7	43			
GRE - JPN	34	16:05	5	13	3	14	1	1	3	11	27	1	1	
ITA - JPN	34	14:39	2	19	4	10	2	3	4	11	36		1	
JPN - RSA	42	13:30	16	26	6	14	2	3	6	13	46			
Totals	185	1:18:13	35	107	21	52	9	11	21	49	43	1	3	



Team Roster

チーム登録名簿 / Composition de l'équipe
As of SUN 1 AUG 2021

REVISED
1 AUG 21:28

JPN - Japan

Cap No.	Name	Pos.	L/R	Date of Birth	Height m / ft in	Club	OG / Goals	Int. Matches Played
1	TANAMURA Katsuyuki	GK	R	3 AUG 1989		BOURBON WATER POLO CLUB, KASHIWAZAKI City (JPN)	1 /	142
2	ADACHI Seiya	D	R	24 JUN 1995	1.72 / 5'8"	KINGFISER 74, YOKOHAMA City (JPN)	1 /	48
3	KOPPU Harukiirario	CB	R	28 DEC 1998		DSK DRAGONS, FUNABASHI City (JPN)	1 / 9	141
4	SHIGA Mitsuaki	D	R	16 SEP 1991	1.77 / 5'10"	KINGFISER 74, YOKOHAMA City (JPN)	1 / 4	136
5	YOSHIDA Takuma	D	R	11 OCT 1994		KINGFISER 74, YOKOHAMA City (JPN)	1 / 3	122
6	SUZUKI Toi	D	R	20 OCT 1999		NSSU, YOKOHAMA City (JPN)	1 / 1	112
7	SHIMIZU Yusuke	CF	L	7 SEP 1988	1.81 / 5'11"	BOURBON WATER POLO CLUB, KASHIWAZAKI City (JPN)		-
8	TAKATA Mitsuru	D	R	8 DEC 1995		KINGFISER 74, YOKOHAMA City (JPN)		72
9	ARAI Atsushi	D	R	3 FEB 1994	1.68 / 5'6"	KINGFISER 74, YOKOHAMA City (JPN)		18
10	INABA Yusuke	D	R	11 APR 2000		BOURBON WATER POLO CLUB, KASHIWAZAKI City (JPN)		42
11	OKAWA Keigo (C)	D	R	11 MAR 1990	1.83 / 6'0"	KINGFISER 74, YOKOHAMA City (JPN)	1 / 1	118
12	ARAKI Kenta	CF	R	6 APR 1995		KINGFISER 74, YOKOHAMA City (JPN)		18
13	FUKUSHIMA Tomoyoshi	GK	R	3 JUN 1993	1.78 / 5'10"	KINGFISER 74, YOKOHAMA City (JPN)	1 /	112

Head Coach: OMOTO Yoji
Official: SHIOTA Yoshinori
Official: NAKASHIMA Takamitsu

Note:
Number of senior international matches played, include only FINA and Continental Competitions matches (friendly matches not included).

Legend:
(C) Captain CB Centre Back CF Centre Forward D Driver GK Goalkeeper
Int. International L Left L/R Handedness No. Number
OG/Goals Participation and goals scored in Olympic Games Pos. Playing Position R Right

REVISED

Team Japan (JPN) has opted to substitute in their "Ap" Athlethe



Cumulative Statistics

累積統計 / Statistiques cumulées

KAZ - Kazakhstan

After 5 matches

Preliminary Round

Cap No.	Name	MP	Min.	Avg. Min.	Goals/Shots										Personal Fouls																
					Total	%	A	C	D	X	6m	6mF	PS	CA	CO	TF	ST	RB	BL	SP	CP	FP	DS	M6	CS	DE	P	EX			
1	MAKHMETOV Madikhan	3	96	32.0														1													
2	MEDVEDEV Yevgeniy	5	94	18.8	4/19	21	3/10				0/6	0/2			1/1			1	2	1		1	1		2	2	1				
3	AUBAKIROV Miras	5	86	17.2	0/5	0	0/3	0/1			0/1							2	1	5	1	0/7	1	4			2	1			
4	MARKOVIC Dusan	5	89	17.8	3/9	33	2/7				1/2							8	5	4		7					1	1			
5	SHMIDER Alexey	5	92	18.4	4/13	31	1/7				3/6								3		1/2	2	1				1				
6	ARTYUKH Danil	5	33	6.6																		7						1			
7	SHAKENOV Murat	5	120	24.0	5/26	19	3/16	0/1			2/6	0/2			0/1			4	2	2	2/2	2	1		1	1					
8	VUKSANOVIC Srdan	5	111	22.2	9/30	30	2/11	1/2			5/13						1/4	2	5	3	2	0/3	1				1	1			
9	UKUMANOV Rustam	5	99	19.8	3/11	27	0/3	1/1			2/7							2		1	1		5	2			1	1			
10	RUDAY Mikhail	5	83	16.6	5/9	56	1/2	1/4			2/2				1/1			2				1		1							
11	ALTAYEV Altay	5	76	15.2	1/4	25	0/1	1/2			0/1							3	1												
12	SHVEDOV Stanislav	5	78	15.6	1/7	14	1/4				0/3							6	1	1	1/6	2					1				
13	LIPILIN Pavel	2	64	32.0														1													
Team																															
Totals					35/133	26	13/64	4/11			15/47	0/4			1/2	2/5			24	28	22	12	4/20	29	9	1	3	3		8	5
Against					92/161	57	27/54	11/23	4/5		29/45	0/4		7/8	14/22			24	52	28	19	16/20	37	12	2	4	4		2	4	
Goalkeepers																															
Totals					28/120	23	10/37	6/17	1/5		6/35	2/2			0/7	3/17															
															Timeouts					10											
															Exclusions with Substitution					5											
															Exclusions w/Subst after 4 min.					0											

	YC	RC
Head Coach	KNEZEVIC Nemanja (MNE)	1
Official	SHVEDOV Alexandr	
Totals		1

Match	Possession		Goals (G) / Shots (Sh)						Extra Player Efficiency			DE	EX	
	#	Time	AA		X		PS		G	EPS	%		S	N
			G	Sh	G	Sh	G	Sh						
CRO - KAZ	33	20:29	3	16	4	11		1	4	11	36		1	
KAZ - SRB	30	19:17	2	16	2	6	1	1	2	5	40			
ESP - KAZ	33	19:05	2	22	2	8			2	7	29			
MNE - KAZ	32	17:42	7	14	5	11			5	11	45		2	
AUS - KAZ	31	18:48	5	16	2	11			2	12	17		2	
Totals	159	1:35:21	19	84	15	47	1	2	15	46	33		5	



Team Roster
チーム登録名簿 / Composition de l'équipe
As of SAT 24 JUL 2021

REVISED
24 JUL 21:51

KAZ - Kazakhstan

Cap No.	Name	Pos.	L/R	Date of Birth	Height m / ft in	Club	OG / Goals	Int. Matches Played
1	MAKHMETOV Madikhan	GK	R	3 MAR 1993		WPC Astana, Almaty (KAZ)		120
2	MEDVEDEV Yevgeniy	D	R	9 AUG 1985		WPC Astana, Almaty (KAZ)		150
3	AUBAKIROV Miras	D	R	20 OCT 1996		WPC Astana, Almaty (KAZ)		170
4	MARKOVIC Dusan	CB	R	3 MAY 1990		VK RED STAR, Belgrade (SRB)		6
5	SHMIDER Alexey	D	R	19 MAR 1990		WPC Astana, Almaty (KAZ)	1 / 2	180
6	ARTYUKH Danil	CB	R	2 JUN 2003		WPC Astana, Almaty (KAZ)		6
7	SHAKENOV Murat (C)	D	R	23 SEP 1990		WPC Astana, Almaty (KAZ)	1 / 1	200
8	VUKSANOVIC Srdan	D	R	5 JUL 1992		VK SABAC, Sabac (SRB)		6
9	UKUMANOV Rustam	D	R	22 MAR 1986		WPC Astana, Almaty (KAZ)	1 / 3	327
10	RUDAY Mikhail	CF	R	4 MAY 1988		SPARTAK-VOLGOGRAD, Volgograd (RUS)	1 /	180
11	ALTAYEV Altay	CF	R	14 FEB 1996		WPC Astana, Almaty (KAZ)		150
12	SHVEDOV Stanislav	CB	R	24 NOV 1998		WPC Astana, Almaty (KAZ)		100
13	LIPILIN Pavel	GK	R	11 JUL 1999		WPC Astana, Almaty (KAZ)		36

Head Coach: KNEZEVIC Nemanja (MNE)
Official: SHVEDOV Alexandr

Note:
Number of senior international matches played, include only FINA and Continental Competitions matches (friendly matches not included).

Legend:
(C) Captain CB Centre Back CF Centre Forward D Driver GK Goalkeeper
Int. International L/R Handedness No. Number OG/Goals Participation and goals scored in Olympic Games
Pos. Playing Position R Right

REVISED

Team Kazakhstan (KAZ) has opted to substitute in their "Ap" Athlethe



Cumulative Statistics

累積統計 / Statistiques cumulées

MNE - Montenegro After 8 matches

Preliminary Round

Cap No.	Name	MP	Min.	Avg. Min	Goals/Shots										TF	ST	RB	BL	SP	Personal Fouls														
					Total	%	A	C	D	X	6m	6mF	PS	CA						CO	CP	FP	DS	M6	CS	DE	P	EX						
1	KANDIC Slaven	3	80	26.7															1															
2	BRGULJAN Drasko	5	114	22.8	5/19	26	3/12				2/6				0/1							6	4	5	4/12	1	2		1	1	2			
3	PERKOVIC Miroslav	5	43	8.6	7/13	54	1/1	3/9			3/3											6		1		1				1				
4	PETKOVIC Marko	5	123	24.6	5/16	31	1/7	0/1			2/5				2/3								4	1	1		1							
5	CUCKOVIC Uros	5	60	12.0	3/8	38	2/5				1/2	0/1										2	3	2		7								
6	POPADIC Vlado	5	89	17.8	1/10	10	1/5	0/1			0/2	0/1			0/1							1	6	1	2	6	1		1	1	1			
7	VIDOVIC Stefan	5	79	15.8	2/6	33	0/2				2/4												1	2		2	3				1			
8	UKROPINA Aleksa	5	98	19.6	6/20	30	4/12				2/7				0/1							2	2	2	2/6	2	4				1			
9	IVOVIC Aleksandar	5	129	25.8	12/22	55	3/8		1/1	3/6	0/2			4/4	1/1							2	6	5	1	6								
10	SPAIC Vladan	3	42	14.0	0/5	0	0/3	0/1			0/1											2		2	2									
11	MATKOVIC Dusan	5	122	24.4	11/25	44	1/13				7/8			2/2	1/2							2	4	3		0/2	4			1	1			
12	BANICEVIC Dusan	5	62	12.4	2/3	67		1/1			1/2											4	1			4								
13	TESANOVIC Petar	4	80	20.0																			4											
Team																	5																	
Totals					54/147	37	16/68	4/13	1/1	23/46	0/4			6/7	4/8								26	38	21	16	6/20	34	10	1	3	3	6	1
Against					56/145	39	16/67	6/12	2/2	22/49	0/2			6/6	4/7								20	36	25	16	14/20	35	10		2	2	7	5
Goalkeepers					Saves/Shots																													
Cap No.					Total	%	A	C	D	X	6m	6mF	PS	CA	CO																			
1	KANDIC Slaven					21/48	44	12/17	1/4	0/1	6/17			0/6	2/3																			
13	TESANOVIC Petar					22/51	43	7/18	2/5	0/1	12/23	1/1		0/3																				
Totals					43/99	43	19/35	3/9	0/2	18/40	1/1			0/6	2/6																			
																	Timeouts						10											
																	Exclusions with Substitution						1											
																	Exclusions w/Subst after 4 min.						0											

	YC	RC
Head Coach	GOJKOVIC Vladimir	2
Official	SCEPANOVIC Milos	
Official	IVANOVSKI Zoran	
Totals		2

Match	Possession		Goals (G) / Shots (Sh)						Extra Player Efficiency			DE	EX	
	#	Time	AA		X		PS		G	EPS	%		S	N
AUS - MNE	34	12:25	6	18	8	9	1	1	8	9	89			
MNE - ESP	29	18:02	2	19	4	8			4	7	57			
CRO - MNE	36	15:41	3	17	5	11			5	10	50			
MNE - KAZ	37	14:18	12	21	5	9	2	3	5	9	56		1	
SRB - MNE	35	17:58	2	19	1	9	3	3	1	8	13			
Totals	171	1:18:24	25	94	23	46	6	7	23	43	53		1	



Cumulative Statistics
累積統計 / Statistiques cumulées

MNE - Montenegro
After 8 matches

Finals

Cap No.	Name	MP	Min.	Avg. Min	Goals/Shots										TF	ST	RB	BL	SP	Personal Fouls																
					Total	%	A	C	D	X	6m	6mF	PS	CA						CO	CP	FP	DS	M6	CS	DE	P	EX								
1	KANDIC Slaven	2	64	32.0													3																			
2	BRGULJAN Drasko	3	61	20.3	4/12	33	3/9				1/3						4	5	2	3/8			1							1	1					
3	PERKOVIC Miroslav	3	34	11.3	3/9	33		2/7			1/2					1	1					2														
4	PETKOVIC Marko	3	58	19.3	1/10	10	0/7			1/2	0/1					2	1					3									1	1				
5	CUCKOVIC Uros	3	37	12.3	1/3	33		1/1		0/2									1			3														
6	POPADIC Vlado	3	66	22.0	1/7	14	0/2		1/1	0/2	0/1					0/1	3	3	1	1	1/3	1														
7	VIDOVIC Stefan	3	39	13.0	1/5	20	0/1			1/4						1	1					2														
8	UKROPINA Aleksa	3	70	23.3	3/15	20	1/9	0/1		2/4						0/1	5	6	1	0/1		1														
9	IVOVIC Aleksandar	3	92	30.7	11/21	52	4/8			1/4	0/2		4/4	2/3		1	4	3	1																	
10	SPAIC Vladan	3	27	9.0	1/5	20		1/4		0/1						4			1			1												1		
11	MATKOVIC Dusan	3	71	23.7	2/12	17	0/7			0/3			1/1	1/1			1	2	2			1														
12	BANICEVIC Dusan	3	21	7.0	0/1	0		0/1									1					3														
13	TESANOVIC Petar	1	32	32.0													2																			
Team																	2																			
Totals					28/100	28	8/43	4/14	1/1	7/27	0/4			5/5	3/6		12	26	19	9	4/12	15	2	1										2	3	
Against					36/82	44	19/48	4/5	1/2	8/21	1/1			2/2	1/3		14	19	16	14	8/12	17	5	3	2	2									5	2

Cap No.	Goalkeepers	Saves/Shots											
		Total	%	A	C	D	X	6m	6mF	PS	CA	CO	
1	KANDIC Slaven	20/44	45	13/28	1/2	1/1	4/9	0/1		0/2	1/1		
13	TESANOVIC Petar	7/19	37	2/6	0/3	0/1	4/7			1/2			
Totals		27/63	43	15/34	1/5	1/2	8/16	0/1		0/2	2/3		

Timeouts	6
Exclusions with Substitution	3
Exclusions w/Subst after 4 min.	0

	YC	RC
Head Coach GOJKOVIC Vladimir	1	
Official SCEPANOVIC Milos		
Official IVANOVSKI Zoran		
Totals	1	

Match	Possession		Goals (G) / Shots (Sh)						Extra Player Efficiency			DE	EX	
	#	Time	AA		X		PS		G	EPS	%		S	N
	G	Sh	G	Sh	G	Sh	G	Sh						
GRE - MNE	34	15:19	4	18		8			0	10	0		3	
MNE - CRO	40	13:26	6	25	3	10	1	1	3	10	30			
MNE - ITA	36	16:51	6	25	4	9	7	9	4	10	40			
Totals	110	45:36	16	68	7	27	8	10	7	30	23		3	



Team Roster
チーム登録名簿 / Composition de l'équipe
As of TUE 27 JUL 2021

REVISED
27 JUL 11:33

MNE - Montenegro

Cap No.	Name	Pos.	L/R	Date of Birth	Height m / ft in	Club	OG / Goals	Int. Matches Played
1	KANDIC Slaven	GK	R	2 APR 1991		Exprovance, Provance (FRA)		68
2	BRGULJAN Drasko (C)	D	R	27 DEC 1984		Vasas, Budapest (HUN)	3 / 14	347
3	PERKOVIC Miroslav	CF	R	15 MAR 2001		Primorac, Kotor (MNE)		14
4	PETKOVIC Marko	D	R	3 MAR 1989		Jadran, Herceg Novi (MNE)		72
5	CUCKOVIC Uros	CB	R	25 APR 1990		Marseille, Marseille (FRA)	1 / 1	140
6	POPADIC Vlado	CB	R	25 APR 1996		Pays d'Aix, Marseille (FRA)		44
7	VIDOVIC Stefan	D	R	8 AUG 1992		Ortigia, Siracuse (ITA)		72
8	UKROPINA Aleksa	D	L	28 SEP 1998		Radnicki, Kragujevac (SRB)		62
9	IVOVIC Aleksandar	CB	R	24 FEB 1986		Pro Recco, Recco (ITA)	3 / 39	299
10	SPAIC Vladan	CF	R	18 JUN 1997		Marseille, Marseille (FRA)		58
11	MATKOVIC Dusan	D	R	1 FEB 1999		Primorac, Kotor (MNE)		23
12	BANICEVIC Dusan	CB	R	12 OCT 1998		Sabadell, Sabadell (ESP)		10
13	TESANOVIC Petar	GK	R	26 NOV 1998		Brescia, Brescia (ITA)		18

Head Coach: GOJKOVIC Vladimir
Official: SCEPANOVIC Milos
Official: IVANOVSKI Zoran

Note:
Number of senior international matches played, include only FINA and Continental Competitions matches (friendly matches not included).

Legend:
(C) Captain CB Centre Back CF Centre Forward D Driver GK Goalkeeper
Int. International L Left L/R Handedness No. Number
OG/Goals Participation and goals scored in Olympic Games Pos. Playing Position R Right

REVISED

Team Montenegro (MNE) has opted to substitute in their "Ap" Athlethe



Cumulative Statistics
累積統計 / Statistiques cumulées

RSA - South Africa
After 5 matches

Preliminary Round

Cap No.	Name	MP	Min.	Avg. Min.	Goals/Shots											Personal Fouls																																							
					Total	%	A	C	D	X	6m	6mF	PS	CA	CO	TF	ST	RB	BL	SP	CP	FP	DS	M6	CS	DE	P	EX																											
1	MADI Lwazi	3	96	32.0																4																																			
2	CARD Devon	5	77	15.4	2/9	22	0/2	1/4			1/3									7	1		3																							1									
3	REZELMAN Timothy	5	71	14.2	1/5	20	1/3				0/2									2																									1	1									
4	BADENHORST Nardus	5	81	16.2	4/17	24	1/6	0/3			3/6	0/1			0/1					3		3																								1	1								
5	LAURENSEN Cameron Bain	5	59	11.8	0/3	0	0/2				0/1											1																						1	3										
6	STONE Ross	5	115	23.0	4/17	24	1/8				2/7	0/1						1/1		4	1	5	6	0/5		1	2																		1	1									
7	EVEZARD Jason	5	111	22.2	2/12	17	2/8	0/1			0/2		0/1							2	1	2	2	2/7		4	1																			1	1								
8	RODDA Nicholas	5	118	23.6	1/21	5	0/13				1/5	0/3									1	3	3	2/7																					1	1									
9	MARGRO Yaseen	5	92	18.4	1/5	20	0/3				0/1						1/1				3		1	0/1		3	2		1																	1	1								
10	MAYMAN Mogamad Farouk	5	63	12.6																	1	2																																	
11	NEILL Liam	5	89	17.8	4/7	57	1/2	2/4			1/1									5	1	1																																	
12	STEWART Donn	5	86	17.2	1/15	7	0/12				1/2										1	2	2	1																									2	1					
13	MAY Gareth	2	64	32.0																																																			
Team																20																																							
Totals					20/111	18	6/59	3/12			9/30	0/5	0/1	0/2	2/2						44	15	19	16	4/20	30	6	2	4	4																					8	9			
Against					116/195	59	27/57	12/28	2/5	34/48	2/3			6/8	33/46						14	66	25	15	16/20	26	8																									2	1		
Cap No.	Goalkeepers				Saves/Shots																																																		
	Total	%	A	C	D	X	6m	6mF	PS	CA	CO																																												
1	MADI Lwazi	18/86	21	8/19	4/13	1/3	2/21			1/4	2/26																																												
13	MAY Gareth	12/60	20	3/19	4/7		0/15	0/2		0/3	5/14																																												
Totals					30/146	21	11/38	8/20	1/3	2/36	0/2		1/7	7/40																																									

Timeouts	9
Exclusions with Substitution	9
Exclusions w/Subst after 4 min.	0

		YC	RC
Head Coach	MARTIN Paul		
Official	MARLOW Vaughn		
Official	METH Rowen		
Totals			

Match	Possession		Goals (G) / Shots (Sh)						Extra Player Efficiency			DE	EX		
	#	Time	AA		X		PS		G	EPS	%		S	N	
			G	Sh	G	Sh	G	Sh							
RSA - ITA	25	21:55	2	12		5					0	3	0		
RSA - USA	35	18:27	2	23	1	4					1	3	33		4
HUN - RSA	30	20:41		16	1	6					1	5	20		1
RSA - GRE	30	20:37	3	14	2	8					2	8	25		
JPN - RSA	33	18:30	4	14	5	7			2	5	8	63		4	
Totals	153	1:40:10	11	79	9	30			2	9	27	33		9	



Cumulative Statistics

累積統計 / Statistiques cumulées

RSA - South Africa

After 5 matches

Overall (Preliminary Round + Finals)

Cap No.	Name	MP	Min.	Avg. Min	Goals/Shots										TF	ST	RB	BL	SP	Personal Fouls																		
					Total	%	A	C	D	X	6m	6mF	PS	CA						CO	CP	FP	DS	M6	CS	DE	P	EX										
1	MADI Lwazi	3	96	32.0													4																					
2	CARD Devon	5	77	15.4	2/9	22	0/2	1/4			1/3						7	1		3							3										1	
3	REZELMAN Timothy	5	71	14.2	1/5	20	1/3				0/2						2									1										1	1	
4	BADENHORST Nardus	5	81	16.2	4/17	24	1/6	0/3			3/6	0/1			0/1		3		3						1	1												
5	LAURENSEN Cameron Bain	5	59	11.8	0/3	0	0/2				0/1								1						8										1	3		
6	STONE Ross	5	115	23.0	4/17	24	1/8				2/7	0/1					4	1	5	6	0/5				1	2			3	3					1	1		
7	EVEZARD Jason	5	111	22.2	2/12	17	2/8	0/1			0/2		0/1				2	1	2	2	2/7				4	1										1	1	
8	RODDA Nicholas	5	118	23.6	1/21	5	0/13				1/5	0/3							1	3	3	2/7							1	1						1	1	
9	MARGRO Yaseen	5	92	18.4	1/5	20	0/3				0/1								3		1	0/1			3	2	1									1	1	
10	MAYMAN Mogamad Farouk	5	63	12.6															1	2					4													
11	NEILL Liam	5	89	17.8	4/7	57	1/2	2/4			1/1						5	1	1						1	1												
12	STEWART Donn	5	86	17.2	1/15	7	0/12				1/2					0/1			2	2	1				4												2	1
13	MAY Gareth	2	64	32.0																																		
Team																				20																		
Totals					20/111	18	6/59	3/12			9/30	0/5	0/1	0/2	2/2			44	15	19	16	4/20	30	6	2	4	4										8	9
Against					116/195	59	27/57	12/28	2/5	34/48	2/3			6/8	33/46			14	66	25	15	16/20	26	8													2	1
Cap No.	Goalkeepers	Saves/Shots										Timeouts																										
		Total	%	A	C	D	X	6m	6mF	PS	CA	CO																										
1	MADI Lwazi	18/86	21	8/19	4/13	1/3	2/21				1/4	2/26																										
13	MAY Gareth	12/60	20	3/19	4/7		0/15	0/2			0/3	5/14																										
Totals		30/146	21	11/38	8/20	1/3	2/36	0/2			1/7	7/40																										

Timeouts	9
Exclusions with Substitution	9
Exclusions w/Subst after 4 min.	0

		YC	RC
Head Coach	MARTIN Paul		
Official	MARLOW Vaughn		
Official	METH Rowen		
Totals			

Legend:									
#	Number of possessions	%	Efficiency	6m	6 metre direct shot in free throw situation	6mF	6 metre shot after free throw and movement	A	Action shot
AA	All action shots (A, C, D, 6m, 6mF, CA and CO)	BL	Blocked shots	C	Centre shot	CA	Counter Attack	CO	Corner shot
CP	Centre forward position exclusion	CS	Counter attacking situation exclusion	D	Shot in driving situation	DE	Double Exclusion		
DS	Driving situation exclusion	EPS	Extra Player Situation	EX	Exclusion (S - with substitution, N - with substitution after 4 min.)				
FP	Field exclusion	M6	Exclusion in 6 metre free throw situation	MP	Matches played	No.	Number		
P	Penalty Foul	PS	Penalty shot	RB	Rebounds	Sh	Shots		
SP	Sprint (Won/Sprints)	ST	Steals	TF	Turnover Fouls	YC	Yellow Card		



Team Roster
チーム登録名簿 / Composition de l'équipe
As of MON 26 JUL 2021

REVISED
26 JUL 21:07

RSA - South Africa

Cap No.	Name	Pos.	L/R	Date of Birth	Height m / ft in	Club	OG / Goals	Int. Matches Played
1	MADI Lwazi (C)	GK	R	12 DEC 1994		Stellenbosch University, Stellenbosch (RSA)		35
2	CARD Devon	CF	R	25 FEB 1991		SACS Old Boys, Cape Town (RSA)		60
3	REZELMAN Timothy	D	R	13 JAN 1995		OJ Eagles, Johannesburg (RSA)		6
4	BADENHORST Nardus	CF	R	26 AUG 1990		OJ Eagles, Johannesburg (RSA)		61
5	LAURENSEN Cameron Bain	CB	R	28 APR 1998		Maties, Stellenbosch (RSA)		37
6	STONE Ross	D	R	15 MAY 2000		Stellenbosch University, Cape Town (RSA)		30
7	EVEZARD Jason	D	R	17 AUG 1997		Maties, STELLENBOSCH (RSA)		14
8	RODDA Nicholas	D	R	11 OCT 1992		OJ Eagles, Johannesburg (RSA)		30
9	MARGRO Yaseen	D	R	12 FEB 2000		KNZ, Durban (RSA)		14
10	MAYMAN Mogamad Farouk	CB	R	3 MAY 1999		RWC, Cape Town (RSA)		7
11	NEILL Liam	CF	R	26 OCT 1997		uct, cape town (RSA)		35
12	STEWART Donn	CB	R	22 AUG 1980		Clifton, Durban (RSA)		90
13	MAY Gareth	GK	R	9 NOV 1996		Team Walrus, Durban (RSA)		14

Head Coach: MARTIN Paul
Official: MARLOW Vaughn
Official: METH Rowen

Note:
Number of senior international matches played, include only FINA and Continental Competitions matches (friendly matches not included).

Legend:
(C) Captain CB Centre Back CF Centre Forward D Driver GK Goalkeeper
Int. International L/R Handedness No. Number OG/Goals Participation and goals scored in Olympic Games
Pos. Playing Position R Right

REVISED

Team South Africa (RSA) has opted to substitute in their "Ap" Athlethe



Cumulative Statistics

累積統計 / Statistiques cumulées

SRB - Serbia After 8 matches

Finals

Cap No.	Name	MP	Min.	Avg. Min	Goals/Shots											TF	ST	RB	BL	SP	Personal Fouls																
					Total	%	A	C	D	X	6m	6mF	PS	CA	CO						CP	FP	DS	M6	CS	DE	P	EX									
2	MANDIC Dusan	3	62	20.7	8/14	57	2/5				6/7	0/1									2		2	3			4	1									
3	DEDOVIC Nikola	3	60	20.0	1/4	25	0/2				1/2												3	1	0/4	5	2								1		
4	RANDELOVIC Sava	3	21	7.0	0/2	0	0/1	0/1														1	1			8									2		
5	LAZIC Dorde	3	40	13.3	0/1	0				0/1											2		1	2		1				1	1						
6	PIJETLOVIC Dusko	3	45	15.0	2/8	25		1/4			1/4										1		1	1		5									1		
7	RASOVIC Strahinja	3	72	24.0	4/15	27	1/7	0/1	1/2	2/4						0/1					2	2	5	1	3/8												
8	ALEKSIC Milan	3	34	11.3	0/4	0	0/4														2	1	3	3		7									1		
9	JAKSIC Nikola	3	48	16.0	4/6	67	1/2				3/3	0/1									1		2	1		3	3										
10	FILIPOVIC Filip	3	72	24.0	7/10	70	4/5				1/1	1/2			1/2						2	2	3	6		2	1										
11	PRLAINOVIC Andrija	3	70	23.3	6/17	35	1/7	1/1	0/1	3/6	0/1			1/1							2	3	4	1		2	4								1		
12	MITROVIC Stefan	3	51	17.0	1/6	17	1/2	0/1			0/3											1	1	1		1			1	1					1		
13	MITROVIC Branislav	3	96	32.0																																	
Team																				2																	
Totals					33/87	38	10/35	2/8	1/3	17/31	1/5			2/3	0/2			16	11	26	20	3/12	38	11			2	2								7	
Against					25/97	26	4/44	1/2	1/1	18/48				1/2			15	11	18	4	9/12	30	4			2	2								3	4	
Cap No.	Goalkeepers	Saves/Shots											Timeouts																								
		Total	%	A	C	D	X	6m	6mF	PS	CA	CO	Exclusions with Substitution	Exclusions w/Subst after 4 min.																							
13	MITROVIC Branislav	33/58	57	14/18	0/1	0/1	18/36					1/2																							4	7	0
Totals		33/58	57	14/18	0/1	0/1	18/36					1/2																									

		YC	RC
Head Coach	SAVIC Dejan	1	
Official	VUJASINOVIC Vladimir		
Official	CIRIC Stefan		
Totals		1	

Match	Possession		Goals (G) / Shots (Sh)						Extra Player Efficiency			DE	EX	
			AA		X		PS		G	EPS	%		S	N
	#	Time	G	Sh	G	Sh	G	Sh	G	EPS	%	S	N	
ITA - SRB	38	12:30	7	22	3	7		1	3	8	38		1	
SRB - ESP	37	15:08	2	13	8	15			8	17	47		3	
GRE - SRB	41	15:57	5	18	6	9	2	2	6	9	67		3	
Totals	116	43:35	14	53	17	31	2	3	17	34	50		7	



Team Roster
チーム登録名簿 / Composition de l'équipe
As of MON 26 JUL 2021

REVISED
26 JUL 21:29

SRB - Serbia

Cap No.	Name	Pos.	L/R	Date of Birth	Height m / ft in	Club	OG / Goals	Int. Matches Played
1	PIJETLOVIC Gojko	GK	R	7 AUG 1983		Novi Beograd 11 April, Belgrade (SRB)	2 / 0	270
2	MANDIC Dusan	D	L	16 JUN 1994		Novi Beograd 11 April, Belgrade (SRB)	2 / 13	194
3	DEDOVIC Nikola	D	R	25 JAN 1992		Spandau, Berlin (GER)		29
4	RANDELOVIC Sava	CB	R	17 JUL 1993		Vasas, Budapest (HUN)	1 / 2	166
5	LAZIC Dorde	CF	R	19 MAY 1996		Brescia, Brescia (ITA)		34
6	PIJETLOVIC Dusko	CF	R	25 APR 1985		Novi Beograd 11 April, Belgrade (SRB)	4 / 29	452
7	RASOVIC Strahinja	D	R	9 MAR 1992		Novi Beograd 11 April, Belgrade (SRB)		84
8	ALEKSIC Milan	CB	R	13 MAY 1986		Partizan, Belgrade (SRB)	4 / 9	259
9	JAKSIC Nikola	CB	R	17 JAN 1997		Novi Beograd 11 April, Belgrade (SRB)	2 / 4	99
10	FILIPOVIC Filip (C)	D	L	2 MAY 1987		Olympiacos, Athens (GRE)	4 / 41	652
11	PRLAINOVIC Andrija	D	R	28 APR 1987		Marseille, Marseille (FRA)	4 / 31	325
12	MITROVIC Stefan	D	R	29 MAR 1988		Partizan, Belgrade (SRB)	3 / 18	256
13	MITROVIC Branislav	GK	R	30 JAN 1985		Vasas, Budapest (HUN)	2 / 0	163

Head Coach: SAVIC Dejan
Official: VUJASINOVIC Vladimir
Official: CIRIC Stefan

Note:
Number of senior international matches played, include only FINA and Continental Competitions matches (friendly matches not included).

Legend:
(C) Captain CB Centre Back CF Centre Forward D Driver GK Goalkeeper
Int. International L Left L/R Handedness No. Number
OG/Goals Participation and goals scored in Olympic Games Pos. Playing Position R Right

REVISED

Team Serbia (SRB) has opted to substitute in their "Ap" Athlethe



Cumulative Statistics
累積統計 / Statistiques cumulées
USA - United States
After 8 matches

Preliminary Round

Cap No.	Name	MP	Min.	Avg. Min.	Goals/Shots										TF	ST	RB	BL	SP	Personal Fouls																		
					Total	%	A	C	D	X	6m	6mF	PS	CA						CO	CP	FP	DS	M6	CS	DE	P	EX										
1	WOLF Alex	3	64	21.3														4																				
2	HOOPER Johnny	5	98	19.6	6/17	35	0/4				4/8				2/2	0/3			2		3	2	14/17														1	
3	VAVIC Marko	5	97	19.4	3/14	21	2/8		1/2	0/4									4	1	3			2	1											1		
4	OBERT Alex	5	72	14.4	6/10	60	0/1	4/6		2/3								3	2	1	2		2													2		
5	DAUBE Hannes	5	112	22.4	5/22	23	1/7			2/10	2/3			0/1	0/1			2		4	2		4												2	1		
6	CUPIDO Luca	5	118	23.6	6/21	29	1/8	1/3		4/8					0/1	0/1		2	2	4	5		4		1													
7	HALLOCK Ben	5	97	19.4	9/20	45		5/14		4/4	0/2							10	3	3	2															1		
8	WOODHEAD Dylan	5	42	8.4	2/3	67	0/1			1/1					1/1					1										9						2		
9	BOWEN Alex	5	105	21.0	12/27	44	3/10	0/1		6/10	0/2			2/3	1/1		2	1	5	2																1		
10	STEVENSON Ben	5	72	14.4	4/13	31	1/2			2/8	0/1				1/2			2	3	3	0/2	1																
11	SMITH Jesse	4	31	7.8	0/2	0	0/1								0/1			1					5		1	1	1									1		
12	IRVING Max	5	115	23.0	6/13	46	3/5			2/6				1/1	0/1			3	2	3	0/1	1	1	1												2		
13	HOLLAND Drew	3	96	32.0														4																				
Team																		4																				
Totals					59/162	36	11/47	10/24	1/2	27/62	2/8			5/7	3/11	0/1		26	25	26	25	14/20	28	4	2	1	1										9	5
Against					53/152	35	14/71	4/10		21/44	1/9			8/9	5/9		32	28	30	24	6/20	38	17	2	1	1										7	10	
Cap No.	Goalkeepers	Saves/Shots										Timeouts																										
		Total	%	A	C	D	X	6m	6mF	PS	CA	CO																										
1	WOLF Alex	23/37	62	14/18	3/5		6/11	0/1		0/1	0/1																										10	
13	HOLLAND Drew	27/66	41	16/26	2/4		3/19	3/3		0/7	3/7																										5	
Totals		50/103	49	30/44	5/9		9/30	3/4		0/8	3/8																										0	

	YC	RC
Head Coach	UDOVICIC Dejan (SRB)	3
Official	RODRIGUEZ Alex	
Official	ARROYO Gavin	
Totals		3

Match	Possession		Goals (G) / Shots (Sh)						Extra Player Efficiency			DE	EX	
	#	Time	AA	X	PS	G	Sh	G	Sh	G	EPS		%	S
USA - JPN	42	18:00	8	21	6	13	1	1	6	8	75			2
RSA - USA	40	13:33	10	23	8	10	2	3	8	10	80			
USA - ITA	36	16:51	3	16	6	12	2	3	6	9	67			1
USA - HUN	31	18:35	3	15	5	16			5	16	31			2
GRE - USA	33	19:29	3	18	2	11			2	14	14			
Totals	182	1:26:28	27	93	27	62	5	7	27	57	47			5



Cumulative Statistics

累積統計 / Statistiques cumulées

USA - United States

After 8 matches

Finals

Cap No.	Name	MP	Min.	Avg. Min	Goals/Shots										TF	ST	RB	BL	SP	Personal Fouls																						
					Total	%	A	C	D	X	6m	6mF	PS	CA						CO	CP	FP	DS	M6	CS	DE	P	EX														
1	WOLF Alex	1	32	32.0																																						
2	HOOPER Johnny	3	60	20.0	4/10	40	0/4				2/3						2/3					3		2	1	8/12	1										3					
3	VAVIC Marko	3	53	17.7	0/5	0	0/3				0/2											1		6	3																	
4	OBERT Alex	3	46	15.3	5/9	56	1/1	2/3			2/5											1		3	1																	
5	DAUBE Hannes	3	70	23.3	3/13	23	1/6				2/7													2	2		2	1										1				
6	CUPIDO Luca	3	76	25.3	1/11	9	0/5				1/3	0/2					0/1					2	3	2	1													1				
7	HALLOCK Ben	3	60	20.0	3/7	43		0/1			3/6											4	1				2	1										1				
8	WOODHEAD Dylan	3	32	10.7	1/3	33	0/1				1/2											2		2	1		6	1											1			
9	BOWEN Alex	3	68	22.7	6/17	35	2/8				3/6	0/2			1/1							4	2				2	1											1			
10	STEVENSON Ben	3	33	11.0	1/3	33	0/1				0/1				1/1							1					1												1			
11	SMITH Jesse	3	20	6.7																							3													1		
12	IRVING Max	3	59	19.7	2/4	50	0/1				1/2						1/1						3	3	2			1	1											1		
13	HOLLAND Drew	2	64	32.0																			6																			
Team																			8																							
Totals					26/82	32	4/30	2/4			15/37	0/4				2/2	3/5						22	19	22	11	8/12	26	5		3	3	1	5	5							
Against					32/88	36	11/38	2/5	1/2	11/30	1/3			4/5	2/5								12	21	17	10	4/12	20	8	2	3	3	1	2	5							
Cap No.	Goalkeepers		Saves/Shots														Timeouts																									
	Total	%	A	C	D	X	6m	6mF	PS	CA	CO																															
1	WOLF Alex	8/20	40	3/7	0/1		3/6	0/1		0/2	2/3																															
13	HOLLAND Drew	25/45	56	12/19	2/3	0/1	8/16	1/1		1/3	1/2																															
Totals			33/65	51	15/26	2/4	0/1	11/22	1/2		1/5	3/5																														
																	Exclusions with Substitution						6																			
																	Exclusions w/Subst after 4 min.						5																			
																							0																			

	YC	RC
Head Coach	UDOVICIC Dejan (SRB)	3
Official	RODRIGUEZ Alex	
Official	ARROYO Gavin	
Totals		3

Match	Possession		Goals (G) / Shots (Sh)						Extra Player Efficiency			DE	EX	
	#	Time	AA		X		PS		G	EPS	%		S	N
	G	Sh	G	Sh	G	Sh	G	Sh						
USA - ESP	33	16:11	3	12	5	15			5	14	36		2	
ITA - USA	37	13:08	3	15	3	11	1	1	3	9	33		3	
CRO - USA	38	17:31	3	16	7	11	1	1	7	11	64	1		
Totals	108	46:50	9	43	15	37	2	2	15	34	44	1	5	



Team Roster
チーム登録名簿 / Composition de l'équipe
As of MON 26 JUL 2021

REVISED
26 JUL 21:08

USA - United States

Cap No.	Name	Pos.	L/R	Date of Birth	Height m / ft in	Club	OG / Goals	Int. Matches Played
1	WOLF Alex	GK	R	19 APR 1997	2.01 / 6'7"	UCLA, Los Angeles (USA)		61
2	HOOPER Johnny	D	R	24 JUN 1997	1.88 / 6'2"	UC Berkeley, Berkeley (USA)		95
3	VAVIC Marko	D	R	25 APR 1999	1.98 / 6'6"	USC, Los Angeles (USA)		89
4	OBERT Alex	CF	R	18 DEC 1991	1.96 / 6'5"	U of Pacific, Stockton (USA)	1 / 2	204
5	DAUBE Hannes	D	R	5 JAN 2000	1.98 / 6'6"	USC, Los Angeles (USA)		78
6	CUPIDO Luca	D	R	9 NOV 1995	1.91 / 6'3"	UC Berkeley, Berkeley (USA)	1 / 4	139
7	HALLOCK Ben	CF	R	22 NOV 1997	1.98 / 6'6"	Stanford, Stanford (USA)	1 / 0	128
8	WOODHEAD Dylan	CB	R	25 SEP 1998	2.01 / 6'7"	Stanford, Stanford (USA)		40
9	BOWEN Alex	D	R	4 SEP 1993	1.96 / 6'5"	Stanford, Stanford (USA)	1 / 3	212
10	STEVENSON Ben	D	R	16 MAR 1995	1.93 / 6'4"	U of Pacific, Stockton (USA)		38
11	SMITH Jesse (C)	CB	R	27 APR 1983	1.93 / 6'4"	Pepperdine, Malibu (USA)	4 / 16	455
12	IRVING Max	D	R	21 MAY 1995	1.85 / 6'1"	UCLA, Stanford (USA)		98
13	HOLLAND Drew	GK	R	11 APR 1995	1.96 / 6'5"	Stanford, Stanford (USA)		53

Head Coach: UDOVICIC Dejan (SRB)
Official: RODRIGUEZ Alex
Official: ARROYO Gavin

Note:
Number of senior international matches played, include only FINA and Continental Competitions matches (friendly matches not included).

Legend:
(C) Captain CB Centre Back CF Centre Forward D Driver GK Goalkeeper
Int. International L/R Handedness No. Number OG/Goals Participation and goals scored in Olympic Games
Pos. Playing Position R Right

REVISED

Team United States (USA) has opted to substitute in their "Ap" Athlete



Medallists

メダリスト / Médaillé(e)s

GOLD	SILVER	BRONZE
USA - United States	ESP - Spain	HUN - Hungary
1 JOHNSON Ashleigh	1 ESTER RAMOS Laura	1 GANGL Edina
2 MUSSELMAN Madeline	2 BACH Marta	2 SZILAGYI Dorottya
3 SEIDEMANN Melissa	3 ESPAR LLAQUET Anna	3 VALYI Vanda
4 FATTAL Rachel	4 ORTIZ Bea	4 GURISATTI Greta
5 HAUSCHILD Paige	5 RUIZ Elena	5 SZUCS Gabriella
6 STEFFENS Margaret	6 GONZALEZ LOPEZ Irene	6 PARKES Rebecca
7 HARALABIDIS Stephanie	7 ESPAR LLAQUET Clara	7 ILLES Anna
8 NEUSHUL Jamie	8 PENA Pili	8 KESZTHELYI Rita
9 FISCHER Aria	9 FORCA ARIZA Judith	9 LEIMETER Dora
10 GILCHRIST Kaleigh	10 TARRAGO AYMERICH Roser	10 GYONGYOSSY Aniko
11 FISCHER Makenzie	11 GARCIA GODOY Maica	11 RYBANSKA Natasa
12 WILLIAMS Alys	12 LEITON ARRONES Paula	12 GARDA Krisztina
13 LONGAN Amanda	13 SANCHEZ GONZALEZ Maria Elena	13 MAGYARI Alda



Tournament Summary

トーナメント概要 / Résumé du tournoi
As of SAT 7 AUG 2021 at 17:35

Preliminary Round

Group A							Matches				Goals			Class. Points
Rank		ESP	AUS	NED	CAN	RSA	Played	Won	Lost	Tied	For	Against	Diff.	
1	ESP		15 - 9	13 - 14	14 - 10	29 - 4	4	3	1	0	71	37	34	6
2	AUS	9 - 15		15 - 12	8 - 5	14 - 1	4	3	1	0	46	33	13	6
3	NED	14 - 13	12 - 15		16 - 12	33 - 1	4	3	1	0	75	41	34	6
4	CAN	10 - 14	5 - 8	12 - 16		21 - 1	4	1	3	0	48	39	9	2
5	RSA	4 - 29	1 - 14	1 - 33	1 - 21		4	0	4	0	7	97	-90	0

Group B							Matches				Goals			Class. Points
Rank		USA	HUN	ROC	CHN	JPN	Played	Won	Lost	Tied	For	Against	Diff.	
1	USA		9 - 10	18 - 5	12 - 7	25 - 4	4	3	1	0	64	26	38	6
2	HUN	10 - 9		10 - 10	9 - 11	17 - 13	4	2	1	1	46	43	3	5
3	ROC	5 - 18	10 - 10		18 - 17	20 - 16	4	2	1	1	53	61	-8	5
4	CHN	7 - 12	11 - 9	17 - 18		16 - 11	4	2	2	0	51	50	1	4
5	JPN	4 - 25	13 - 17	16 - 20	11 - 16		4	0	4	0	44	78	-34	0

Finals

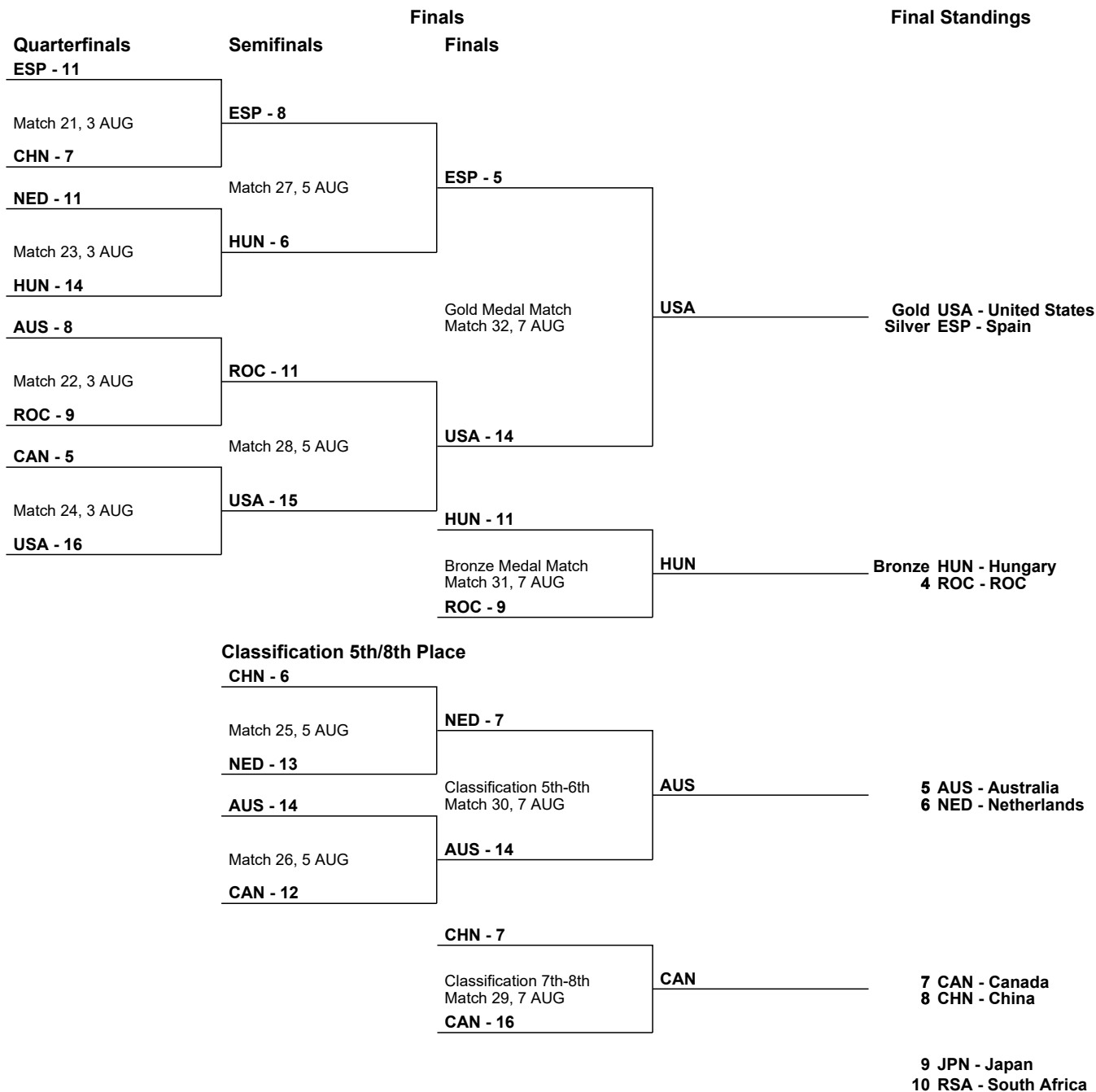
Date	Start Time	Phase	Match Number	Teams	Result
TUE 3 AUG	14:00	Quarterfinal	24	CAN - USA	5 - 16
	15:30	Quarterfinal	21	ESP - CHN	11 - 7
	18:20	Quarterfinal	23	NED - HUN	11 - 14
	19:50	Quarterfinal	22	AUS - ROC	8 - 9
THU 5 AUG	14:00	Classification 5th-8th	25	CHN - NED	6 - 13
	15:30	Semifinal	28	ROC - USA	11 - 15
	18:20	Classification 5th-8th	26	AUS - CAN	14 - 12
	19:50	Semifinal	27	ESP - HUN	8 - 6
SAT 7 AUG	9:30	Classification 7th-8th	29	CHN - CAN	7 - 16
	11:00	Classification 5th-6th	30	NED - AUS	7 - 14
	13:40	Bronze Medal Match	31	HUN - ROC	11 - 9
	16:30	Gold Medal Match	32	ESP - USA	5 - 14

Final Standings	
Rank	Team
Gold	USA - United States
Silver	ESP - Spain
Bronze	HUN - Hungary
4	ROC - ROC
5	AUS - Australia
6	NED - Netherlands
7	CAN - Canada
8	CHN - China
9	JPN - Japan
10	RSA - South Africa



Tournament Summary

トーナメント概要 / Résumé du tournoi
As of SAT 7 AUG 2021 at 17:35



Class.	Classification	Diff.	Difference	Lnn	Loser of match nn	Wnn	Winner of match nn
xA	x (x=1-4) ranked team from group A	xB	x (x=1-4) ranked team from group B				



Results

結果 / Résultats

REVISED
24 JUL 16:32

Match 1

CAN 5 - 8 AUS
(1:1, 2:4, 1:2, 1:1)

Referees: GOLDENBERG Michael (USA)
KUN Gyorgy (HUN)

FINA Delegates: KURODA Katsumi
BEBIC Milivoj

Period	CAN - Canada												AUS - Australia															
	Possession		Goals (G) / Shots (Sh)						Extra Player Efficiency			EX			Possession		Goals (G) / Shots (Sh)						Extra Player Efficiency			EX		
	#	Time	AA		X		PS		G	EPS	%	S	N	#	Time	AA		X		PS		G	EPS	%	S	N		
Quarter 1	12	4:05		6	1	2			1	1	100			11	3:55	1	7											
Quarter 2	10	5:05	1	5		1	1	1	0	1	0			12	2:55	3	6	1	2			1	1	2	50			
Quarter 3	9	3:50		5	1	3			1	3	33			9	4:10	1	4			1	1	1	0	1	0	1		
Quarter 4	9	3:17	1	7										8	4:43	1	5		2			0	1	0				
Totals	40	16:17	2	23	2	6	1	1	2	5	40			40	15:43	6	22	1	5	1	2	1	4	25	1			

Match CAN - AUS														
Possession		Goals (G) / Shots (Sh)						Extra Player Efficiency			DE	EX		
#	Time	AA		X		PS		G	EPS	%		S	N	
80	32:00	8	45	3	11	2	3	3	9	33			1	

Legend:														
#	Number of possessions	%	Efficiency	*	Starting line-up	6m	6 metre direct shot in free throw situation							
6mF	6 metre shot after free throw and movement			A	Action shot	AA	All action shots (A, C, D, 6m, 6mF, CA and CO)							
BL	Blocked shots	C	Centre shot	CA	Counter attack shot	CO	Corner shot							
CP	Centre forward position exclusion			CS	Counter attacking situation exclusion		D Shot in driving situation							
DE	Double Exclusion	DS	Driving situation exclusion	EPS	Extra Player Situation	EX	Exclusion (S - with substitution, N - with substitution after 4 min.)							
FP	Field exclusion	G	Goals	M6	Exclusion in 6 metre free throw situation	No.	Number							
P	Penalty Foul	PS	Penalty shot	RB	Rebounds	RC	Red Card							
SP	Sprint (Won/Sprints)	ST	Steals	TF	Turnover Fouls	X	Extra player shot							
						YC	Yellow Card							

REVISED

Added the term "Totals" for Goalkeeper statistics



Results

結果 / Résultats

REVISED
30 JUL 16:49

Match 2

RSA 4 - 29 ESP

(2:5, 1:9, 1:5, 0:10)

Referees: TSUZAKI Asumi (JPN)
WENGENROTH MARTINELLI Ursula (SUI)

FINA Delegates: INOUE Takeshi
HOEPELMAN Ilja

RSA - South Africa (White)

Cap No.	Name	Time Played	Goals/Shots											TF	ST	RB	BL	SP	Personal Fouls													
			Total	%	A	C	D	X	6m	6mF	PS	CA	CO						CP	FP	DS	M6	CS	DE	P	EX						
*1	MAARTENS Meghan	32:00																1														
*2	GERBER Yanah	15:24																	2													
3	MOIR Georgia	14:43	0/1	0	0/1																								1			
4	MOTAU Boati	13:16	0/2	0	0/2																											
*5	SILENO Megan	19:50	0/1	0	0/1												1					2										
*6	HALLENDORFF Amica	21:26	0/1	0				0/1												1/3				1								
7	JANUARY Shakira	11:54																1							1							
*8	VAUGHN Ashleigh	25:44	1/3	33	1/3																							1				
*9	MULLER Hanna	20:34	0/2	0	0/1	0/1																										
*10	WEDDERBURN Jordan	22:25	2/4	50	2/2				0/1			0/1				2		2														
11	MEECHAM Chloe	11:50	1/2	50				1/2														2										
12	MACLEOD Nicola	14:54	0/1	0	0/1															0/1												
Team																2																
Totals			4/17	24	3/11	0/1		1/3	0/1			0/1					4	2	3	2	1/4	5	1					1				
Cap No.	Goalkeepers	Time Played	Saves/Shots											Timeouts																		
			Total	%	A	C	D	X	6m	6mF	PS	CA	CO																			
*1	MAARTENS Meghan	16:45	36	5/20	2/3	0/1	4/10					5/11																				0
Totals			16/45	36	5/20	2/3	0/1	4/10				5/11																				0

Head Coach	MENTOOR Delaine
Official	WOODS Duncan
Official	WILLIAMS Candice

ESP - Spain (Blue)

Cap No.	Name	Time Played	Goals/Shots											TF	ST	RB	BL	SP	Personal Fouls														
			Total	%	A	C	D	X	6m	6mF	PS	CA	CO						CP	FP	DS	M6	CS	DE	P	EX							
*1	ESTER RAMOS Laura	32:00																															
2	BACH Marta	17:49	2/3	67				1/2				1/1				5		1															
*3	ESPAR LLAQUET Anna	15:02	4/6	67	2/3			1/2				1/1				2	1		1/2														
*4	ORTIZ Bea	17:33	4/8	50	3/4			0/1				1/3				2		3	1/1														
5	RUIZ Elena	26:13	5/8	63	4/4			1/1				0/3				4	3			1													
6	GONZALEZ LOPEZ Irene	22:19	2/4	50	1/2							1/2				4																	
*7	ESPAR LLAQUET Clara	18:10	1/1	100	1/1											2	1			1											1		
*8	PENA Pili	17:03	1/1	100				1/1									1				1												
*9	FORCA ARIZA Judith	17:35	4/7	57	1/2		1/1	2/3				0/1				1																	
*10	TARRAGO AYMERICH Roser	17:03	3/5	60	3/5												1	1	1/1														
11	GARCIA GODOY Maica	10:13	0/3	0		0/2		0/1												1													
*12	LEITON ARRONES Paula	13:00	3/3	100		1/1						2/2			1	1																	
Team																																	
Totals			29/49	59	15/21	1/3	1/1	6/11				6/13				1	21	7	5	3/4	3	1									1		
Cap No.	Goalkeepers	Time Played	Saves/Shots											Timeouts																			
			Total	%	A	C	D	X	6m	6mF	PS	CA	CO																				
*1	ESTER RAMOS Laura	2/6	33	2/5				0/1																									0
Totals			2/6	33	2/5				0/1																								0

Head Coach	OCA GAIA Miguel Angel
Official	VALLS NART Jordi
Official	ANDREO GABAN Angel Luis



Results

結果 / Résultats

REVISED
30 JUL 16:49

Match 2

RSA 4 - 29 ESP
(2:5, 1:9, 1:5, 0:10)

Referees: TSUZAKI Asumi (JPN)
WENGENROTH MARTINELLI Ursula (SUI)

FINA Delegates: INOUE Takeshi
HOEPELMAN Ilja

Period	RSA - South Africa												ESP - Spain															
	Possession		Goals (G) / Shots (Sh)						Extra Player Efficiency			EX			Possession		Goals (G) / Shots (Sh)						Extra Player Efficiency			EX		
	#	Time	AA		X		PS		G	EPS	%	S	N	#	Time	AA		X		PS		G	EPS	%	S	N		
Quarter 1	6	5:42	1	3	1	3			1	3	33			12	2:18	5	11		2			0	1	0				
Quarter 2	4	6:05	1	3										13	1:55	5	7	4	6			4	4	100				
Quarter 3	7	4:20	1	4			1							10	3:40	4	8	1	1			1	1	100				
Quarter 4	5	5:55		3										11	2:05	9	12	1	2			1	1	100				
Totals	22	22:02	3	13	1	3		1	1	3	33			46	9:58	23	38	6	11			6	7	86				

Match RSA - ESP														
Possession		Goals (G) / Shots (Sh)						Extra Player Efficiency			DE	EX		
#	Time	AA		X		PS		G	EPS	%		S	N	
68	32:00	26	51	7	14			1	7	10	70			

Legend:														
#	Number of possessions	%	Efficiency	*	Starting line-up	6m	6 metre direct shot in free throw situation							
6mF	6 metre shot after free throw and movement			A	Action shot	AA	All action shots (A, C, D, 6m, 6mF, CA and CO)							
BL	Blocked shots	C	Centre shot	CA	Counter attack shot	CO	Corner shot							
CP	Centre forward position exclusion			CS	Counter attacking situation exclusion		D Shot in driving situation							
DE	Double Exclusion	DS	Driving situation exclusion	EPS	Extra Player Situation	EX	Exclusion (S - with substitution, N - with substitution after 4 min.)							
FP	Field exclusion	G	Goals	M6	Exclusion in 6 metre free throw situation	No.	Number							
P	Penalty Foul	PS	Penalty shot	RB	Rebounds	RC	Red Card							
SP	Sprint (Won/Sprints)	ST	Steals	TF	Turnover Fouls	X	Extra player shot							
						YC	Yellow Card							

REVISED

Corrected Extra PLayer Situations



SAT 24 JUL 2021
Start Time: 19:50

Preliminary Round - Group B
予選ラウンド - グループB / Tour Préliminaire - groupe B

Results

結果 / Résultats

CHN 17 - 18 ROC
(6:5, 4:4, 4:5, 3:4)

Match 3

Referees: DESLIERES Marie-Claude (CAN)
ZWART Michiel (NED)

FINA Delegates: BROCHERO Monica
PINKER Guy

CHN - China (White)

Cap No.	Name	Time Played	Goals/Shots										TF	ST	RB	BL	SP	Personal Fouls																				
			Total	%	A	C	D	X	6m	6mF	PS	CA						CO	CP	FP	DS	M6	CS	DE	P	EX												
*1	PENG Lin	24:00															1																					
*2	WANG Xinyan	24:23	4/4	100	3/3				1/1								1				1/1	1	1					1									S	
*3	MEI Xiaohan	15:11	1/3	33	1/3												1					3															S	
*4	XIONG Dunhan	18:59															2																					
*5	NIU Guannan	25:13	2/4	50	1/3				1/1											0/3																		
6	ZHAI Ying	8:51																																				
7	LU Yiwen	11:00	1/3	33	1/3												1			1	1															1		
*8	WANG Huan	18:22	3/5	60	0/2				3/3											1	3															S		
9	DENG Zewen	25:46	2/7	29	1/5									1/2			1	1	1																			
11	CHEN Xiao	16:17	1/1	100		1/1																																
*12	ZHANG Jing	27:58	3/5	60	1/2				1/2				1/1					1	1		1						1											
13	SHEN Yineng	8:00																																				
Team																	1																					
Totals			17/32	53	8/21	1/1		6/7					1/1	1/2			4	4	2	4	1/4	9	1				2					1	3					
Cap No.	Goalkeepers	Time Played	Saves/Shots										Personal Fouls																									
			Total	%	A	C	D	X	6m	6mF	PS	CA	CO	CP	FP	DS	M6	CS	DE	P	EX																	
*1	PENG Lin	4/18	22	0/4	0/2			1/9	1/1			1/1	1/1																								2	
13	SHEN Yineng	1/5	20	1/3				0/2																													3	
Totals			5/23	22	1/7	0/2		1/11	1/1			1/1	1/1																								0	

Head Coach	POROBIC Petar (MNE)	YC
Official	LI Wenhua	
Official	GOMEZ AGUERA Salvador Emilio (ESP)	

ROC - ROC (Blue)

Cap No.	Name	Time Played	Goals/Shots										TF	ST	RB	BL	SP	Personal Fouls																			
			Total	%	A	C	D	X	6m	6mF	PS	CA						CO	CP	FP	DS	M6	CS	DE	P	EX											
*1	GOLOVINA Evgeniia	4:24																																			
*2	BERSNEVA Maria	29:15	2/3	67				2/3												3/4																	
*3	PROKOFYEVA Ekaterina	32:00	4/5	80	2/2			2/2		0/1							2		1	1																	
4	KARIMOVA Elvina	24:22	3/6	50	1/2			2/3				0/1					2		1	2		1															
*5	VAKHITOVA Veronika	7:43	3/3	100	1/1			2/2													3															S	
*6	FEDOTOVA Anastasia	10:43	0/1	0									0/1																								
*8	SIMANOVICH Anastasia	16:32	1/2	50		1/1		0/1								1	1					1															
9	TIMOFEEVA Anna	15:28	1/1	100				1/1								2	1										1										
10	SOBOLEVA Evgeniya	20:48	1/3	33	0/1	1/1				0/1										2	1		1														
*11	IVANOVA Evgeniya	20:36	3/4	75	2/3			1/1												1															1	S	
12	GLYZINA Nadezhda	14:33	0/4	0	0/2					0/1			0/1															1									
13	KARNAUKH Anna	27:36														1																					
Team																																					
Totals			18/32	56	6/11	2/2		10/13	0/2	0/1	0/1	0/2				5	5	5	4	3/4	5	1				2											
Cap No.	Goalkeepers	Time Played	Saves/Shots										Personal Fouls																								
			Total	%	A	C	D	X	6m	6mF	PS	CA	CO	CP	FP	DS	M6	CS	DE	P	EX																
*1	GOLOVINA Evgeniia	0/5	0	0/4								0/1																									2
13	KARNAUKH Anna	7/19	37	6/10	0/1			0/6					1/2																								0
Totals			7/24	29	6/14	0/1		0/6				0/1	1/2																								

Head Coach	GAIDUKOV Aleksandr (RUS)
Official	BELOFASTOV Andrei (RUS)
Official	BEREZIN Evgenii (RUS)



Results

結果 / Résultats

CHN 17 - 18 ROC

(6:5, 4:4, 4:5, 3:4)

Match 3

Referees: DESLIERES Marie-Claude (CAN)
ZWART Michiel (NED)

FINA Delegates: BROCHERO Monica
PINKER Guy

Period	CHN - China												ROC - ROC															
	Possession		Goals (G) / Shots (Sh)						Extra Player Efficiency			EX			Possession		Goals (G) / Shots (Sh)						Extra Player Efficiency			EX		
	#	Time	AA		X		PS		G	EPS	%	S	N	#	Time	AA		X		PS		G	EPS	%	S	N		
Quarter 1	10	3:12	5	7			1	1						9	4:48	2	3	3	4		1	3	3	100				
Quarter 2	9	4:53	2	5	2	3			2	3	67			12	3:07	2	6	2	3			2	3	67				
Quarter 3	8	4:36	1	6	3	3			3	3	100			10	3:24	2	4	3	3			3	3	100	1			
Quarter 4	7	4:46	2	6	1	1			1	1	100	3		8	3:14	2	5	2	3			2	3	67	1			
Totals	34	17:27	10	24	6	7	1	1	6	7	86	3		39	14:33	8	18	10	13		1	10	12	83	2			

Match CHN - ROC														
Possession		Goals (G) / Shots (Sh)						Extra Player Efficiency			DE	EX		
#	Time	AA		X		PS		G	EPS	%		S	N	
73	32:00	18	42	16	20	1	2	16	19	84		5		

Legend:														
#	Number of possessions	%	Efficiency	*	Starting line-up	6m	6 metre direct shot in free throw situation							
6mF	6 metre shot after free throw and movement			A	Action shot	AA	All action shots (A, C, D, 6m, 6mF, CA and CO)							
BL	Blocked shots	C	Centre shot	CA	Counter attack shot	CO	Corner shot							
CP	Centre forward position exclusion			CS	Counter attacking situation exclusion									
DE	Double Exclusion	DS	Driving situation exclusion	EPS	Extra Player Situation									
FP	Field exclusion	G	Goals	M6	Exclusion in 6 metre free throw situation									
P	Penalty Foul	PS	Penalty shot	RB	Rebounds									
SP	Sprint (Won/Sprints)	ST	Steals	TF	Turnover Fouls									
						RC	Red Card							
						X	Extra player shot							
								D	Shot in driving situation					
								No.	Number					
								Sh	Shots					
								YC	Yellow Card					



SAT 24 JUL 2021
Start Time: 14:00

Preliminary Round - Group B
予選ラウンド - グループB / Tour Préliminaire - groupe B

Results

結果 / Résultats

REVISED
24 JUL 15:03

Match 4

JPN 4 - 25 USA

(3:8, 0:6, 1:7, 0:4)

Referees: MOLLER German (ARG)
JOHNSON Nicola (AUS)

FINA Delegates: MOLNAR Tamas
BALFANBAYEV Alan

JPN - Japan (White)

Cap No.	Name	Time Played	Goals/Shots											TF	ST	RB	BL	SP	Personal Fouls													
			Total	%	A	C	D	X	6m	6mF	PS	CA	CO						CP	FP	DS	M6	CS	DE	P	EX						
*1	MIURA Rikako	32:00																	0/1	2												
*2	ARIMA Yumi	25:46	1/6	17	0/3	0/1		1/1	0/1													1										
*3	INABA Akari	25:22	0/3	0	0/3																										1	
*4	URA Eruna	26:23	1/3	33	0/1			0/1						1/1						3											1	
5	IWANO Kaho	12:02	0/3	0	0/3															2							1				1	
6	KOIDE Miku	15:44	2/2	100		1/1		1/1												2												
*7	HASHIDA Maiko	27:19	0/1	0	0/1																	1										
8	NIIZAWA Yuki	7:53	0/2	0	0/1			0/1														1										
9	YAMAMOTO Minori	11:32	0/2	0		0/1		0/1												1												
*10	KAWAGUCHI Kako	27:26	0/5	0	0/3			0/2																			1	1				
11	TOKUMOTO Marina	3:23																												1		
*12	KUDO Kyoko	9:10																														
Team																				2												
Totals			4/27	15	0/15	1/3		2/7	0/1					1/1						5	5	2		1/4	5	2			1		3	
Cap No.	Goalkeepers	Saves/Shots											Timeouts																			
Total	%	A	C	D	X	6m	6mF	PS	CA	CO	Exclusions with Substitution																					
*1	MIURA Rikako	12/37	32	3/8	3/8	1/4	1/7			1/3	3/7				2																	
Totals		12/37	32	3/8	3/8	1/4	1/7			1/3	3/7				0																	
Exclusions w/Subst after 4 min.												0																				

Head Coach	MOTOMIYA Makihiro
Official	Oi Keiji
Official	KAWASAKI Namie

USA - United States (Blue)

Cap No.	Name	Time Played	Goals/Shots											TF	ST	RB	BL	SP	Personal Fouls													
			Total	%	A	C	D	X	6m	6mF	PS	CA	CO						CP	FP	DS	M6	CS	DE	P	EX						
*1	JOHNSON Ashleigh	32:00																1														
*2	MUSSELMAN Madeline	19:24	4/7	57	1/1		1/2			1/1	1/3									1	2	1										
3	SEIDEMANN Melissa	15:13	1/1	100		1/1														1							1	1				
*4	FATTAL Rachel	18:51	1/1	100	1/1															1	1							1				
5	HAUSCHILD Paige	22:39	2/2	100			1/1						1/1																			
*6	STEFFENS Margaret	18:50	5/6	83	1/1	2/2		1/1					1/2																			
7	HARALABIDIS Stephanie	14:06	5/5	100	1/1		1/1	1/1					1/1	1/1									1									
8	NEUSHUL Jamie	15:31																							1							
*9	FISCHER Aria	14:09	4/7	57	1/2	1/3	1/1	1/1																								
10	GILCHRIST Kaleigh	16:14	2/4	50	0/1	1/1		1/1					0/1												1							
*11	FISCHER Makenzie	18:57	1/4	25	0/1	0/1	1/2																									
*12	WILLIAMS Alys	18:06	0/3	0	0/1			0/2																								
Team														2/3	4/7						4	9	6	2	3/4	3	1		1	2		
Totals			25/40	63	5/9	5/8	3/4	6/9						2/3	4/7																	
Cap No.	Goalkeepers	Saves/Shots											Timeouts																			
Total	%	A	C	D	X	6m	6mF	PS	CA	CO	Exclusions with Substitution																					
*1	JOHNSON Ashleigh	15/19	79	10/10	1/2		3/5	1/1			0/1																					
Totals		15/19	79	10/10	1/2		3/5	1/1			0/1																					
Exclusions w/Subst after 4 min.												0																				

Head Coach	KRIKORIAN Adam
Official	KLATT Daniel
Official	OEDING Christopher





Results

結果 / Résultats

REVISED
24 JUL 15:03

Match 4

JPN 4 - 25 USA
(3:8, 0:6, 1:7, 0:4)

Referees: MOLLER German (ARG)
JOHNSON Nicola (AUS)

FINA Delegates: MOLNAR Tamas
BALFANBAYEV Alan

Period	JPN - Japan												USA - United States															
	Possession		Goals (G) / Shots (Sh)						Extra Player Efficiency			EX			Possession		Goals (G) / Shots (Sh)						Extra Player Efficiency			EX		
	#	Time	AA		X		PS		G	EPS	%	S	N	#	Time	AA		X		PS		G	EPS	%	S	N		
Quarter 1	9	4:18	1	5	2	2			2	2	100			11	3:42	5	5	2	3	1	1	2	2	100				
Quarter 2	7	4:20		4		3			0	2	0			10	3:40	4	6	1	3	1	1	1	1	100				
Quarter 3	7	4:55	1	6		1			0	1	0			9	3:05	4	7	3	3			3	3	100				
Quarter 4	8	4:45		5		1			0	1	0			12	3:15	4	10				1							
Totals	31	18:18	2	20	2	7			2	6	33			42	13:42	17	28	6	9	2	3	6	6	100				

Match JPN - USA														
Possession		Goals (G) / Shots (Sh)						Extra Player Efficiency			DE	EX		
#	Time	AA		X		PS		G	EPS	%		S	N	
73	32:00	19	48	8	16	2	3	8	12	67				

Legend:														
#	Number of possessions	%	Efficiency	*	Starting line-up	6m	6 metre direct shot in free throw situation							
6mF	6 metre shot after free throw and movement	A	Action shot	AA	All action shots (A, C, D, 6m, 6mF, CA and CO)									
BL	Blocked shots	C	Centre shot	CA	Counter attack shot									
CP	Centre forward position exclusion	CS	Counter attacking situation exclusion	CO	Corner shot									
DE	Double Exclusion	DS	Driving situation exclusion	EPS	Extra Player Situation	EX	Exclusion (S - with substitution, N - with substitution after 4 min.)							
FP	Field exclusion	G	Goals	M6	Exclusion in 6 metre free throw situation									
P	Penalty Foul	PS	Penalty shot	RB	Rebounds									
SP	Sprint (Won/Sprints)	ST	Steals	RC	Red Card									
		TF	Turnover Fouls	X	Extra player shot									
		YC	Yellow Card											

REVISED

Added the term "Totals" for Goalkeeper statistics

Results

結果 / Résultats

Match 5

ROC 10 - 10 HUN
(1:2, 3:5, 3:1, 3:2)

Referees: DERVIEUX Sebastien (FRA)
BUCH Xevi (ESP)

FINA Delegates: CAMERON Don
BROCHERO Monica

ROC - ROC (White)

Cap No.	Name	Time Played	Goals/Shots												TF	ST	RB	BL	SP	Personal Fouls												
			Total	%	A	C	D	X	6m	6mF	PS	CA	CO	CP						FP	DS	M6	CS	DE	P	EX						
1	GOLOVINA Evgeniia																		0/3		1									1		
*3	PROKOFYEVA Ekaterina	32:00	4/7	57	1/4			2/2				1/1			1	3	1	1														
4	KARIMOVA Elvina	19:14	1/1	100	1/1																1											
*5	VAKHITOVA Veronika	20:50	1/2	50				1/2								1																
*7	SERZHANTOVA Alena	15:52	0/2	0	0/1			0/1											0/1											1		
*8	SIMANOVICH Anastasia	21:42	0/3	0	0/1	0/1		0/1										1												2		
9	TIMOFEEVA Anna	10:11	1/2	50				1/2															1									
10	SOBOLEVA Evgeniya	11:17	0/2	0	0/1			0/1														2										
*11	IVANOVA Evgeniya	27:22	2/5	40	0/3			2/2								2		1			1	1										
*12	GLYZINA Nadezhda	19:51	1/5	20	0/3			1/2																								
*13	KARNAUKH Anna	32:00																														
Team																																
Totals			10/30	33	2/15	0/1		7/13				1/1				4	7	1	4	0/4	5	2									3	1
Cap No.	Goalkeepers	Time Played	Saves/Shots												Timeouts																	
1	GOLOVINA Evgeniia		Total	%	A	C	D	X	6m	6mF	PS	CA	CO	Exclusions with Substitution																		
*13	KARNAUKH Anna	7/17	41	3/6	2/4	0/1	1/4				0/1	1/1		0																		
Totals			7/17	41	3/6	2/4	0/1	1/4			0/1	1/1		0																		
												Exclusions w/Subst after 4 min.																				
												2																				

Head Coach	GAIDUKOV Aleksandr (RUS)	YC
Official	BELOFASTOV Andrei (RUS)	
Official	BEREZIN Evgenii (RUS)	

HUN - Hungary (Blue)

Cap No.	Name	Time Played	Goals/Shots												TF	ST	RB	BL	SP	Personal Fouls											
			Total	%	A	C	D	X	6m	6mF	PS	CA	CO	CP						FP	DS	M6	CS	DE	P	EX					
1	GANGL Edina																														
*2	SZILAGYI Dorottya	25:59	2/3	67	1/2			1/1								1	1	2			2										
*3	VALYI Vanda	14:15	0/1	0								0/1						4/4	1	2										S	
4	GURISATTI Greta	12:31	0/3	0	0/1	0/1		0/1							1		1	1			2										
*5	SZUCS Gabriella	22:17	1/2	50	1/2																										
*6	PARKES Rebecca	23:29	1/6	17		1/4		0/1				0/1			2	1		1													
7	ILLES Anna	17:38	1/3	33	0/1			1/2									1	1		1											
*8	KESZTHELYI Rita	23:54	1/6	17	0/3		1/2	0/1							1	1	1				1	1								1	
9	LEIMETER Dora	20:39	2/4	50	0/1			1/2			1/1									1	1										
10	GYONGYOSSY Aniko	9:14	1/1	100		1/1															1									1	
*12	GARDA Krisztina	22:04	1/1	100	1/1																1										
*13	MAGYARI Alda	32:00																													
Team																															
Totals			10/30	33	3/11	2/6	1/2	3/8				1/1	0/2		4	3	6	5	4/4	7	6	1		1							1
Cap No.	Goalkeepers	Time Played	Saves/Shots												Timeouts																
1	GANGL Edina		Total	%	A	C	D	X	6m	6mF	PS	CA	CO	Exclusions with Substitution																	
*13	MAGYARI Alda	3/13	23	3/5				0/7			0/1			1																	
Totals			3/13	23	3/5			0/7			0/1			0																	
												Exclusions w/Subst after 4 min.																			
												2																			

Head Coach	BIRO Attila
Official	TOTH Laszlo
Official	ATS Bertalan Ferenc



Results

結果 / Résultats

Match 5

ROC 10 - 10 HUN (1:2, 3:5, 3:1, 3:2)

Referees: DERVIEUX Sebastien (FRA)
BUCH Xevi (ESP)

FINA Delegates: CAMERON Don
BROCHERO Monica

Period	ROC - ROC												HUN - Hungary															
	Possession		Goals (G) / Shots (Sh)						Extra Player Efficiency			EX			Possession		Goals (G) / Shots (Sh)						Extra Player Efficiency			EX		
	#	Time	AA		X		PS		G	EPS	%	S	N	#	Time	AA		X		PS		G	EPS	%	S	N		
Quarter 1	9	3:42		5	1	3			1	3	33			8	4:18	1	3		3	1	1	0	3	0				
Quarter 2	7	4:55	1	4	1	2	1	1	1	2	50			10	3:05	3	5	2	3			2	3	67				
Quarter 3	8	4:40	1	4	2	3			2	3	67			10	3:20	6	1	2				1	2	50				
Quarter 4	9	4:30		3	3	5			3	5	60			10	3:30	2	7								1			
Totals	33	17:47	2	16	7	13	1	1	7	13	54			38	14:13	6	21	3	8	1	1	3	8	38	1			

Match ROC - HUN														
Possession		Goals (G) / Shots (Sh)						Extra Player Efficiency			DE	EX		
#	Time	AA		X		PS		G	EPS	%		S	N	
71	32:00	8	37	10	21	2	2	10	21	48		1		

Legend:															
#	Number of possessions	%	Efficiency	*	Starting line-up	6m	6 metre direct shot in free throw situation								
6mF	6 metre shot after free throw and movement			A	Action shot	AA	All action shots (A, C, D, 6m, 6mF, CA and CO)								
BL	Blocked shots	C	Centre shot	CA	Counter attack shot	CO	Corner shot								
CP	Centre forward position exclusion			CS	Counter attacking situation exclusion										
DE	Double Exclusion	DS	Driving situation exclusion	EPS	Extra Player Situation			EX	Exclusion (S - with substitution, N - with substitution after 4 min.)						
FP	Field exclusion	G	Goals	M6	Exclusion in 6 metre free throw situation			D	Shot in driving situation						
P	Penalty Foul	PS	Penalty shot	RB	Rebounds			RC	Red Card			No.	Number		
SP	Sprint (Won/Sprints)			TF	Turnover Fouls			X	Extra player shot			Sh	Shots		
		ST	Steals									YC	Yellow Card		



Results

結果 / Résultats

REVISED
30 JUL 16:48

Match 6

USA 12 - 7 CHN
(4:4, 2:2, 3:0, 3:1)

Referees: SEVERO Alessandro (ITA)
WILLIS Dion (RSA)

FINA Delegates: KRIVOKAPIC Milorad
MOLNAR Tamas

Period	USA - United States												CHN - China															
	Possession		Goals (G) / Shots (Sh)						Extra Player Efficiency			EX			Possession		Goals (G) / Shots (Sh)						Extra Player Efficiency			EX		
	#	Time	AA		X		PS		G	EPS	%	S	N	#	Time	AA		X		PS		G	EPS	%	S	N		
Quarter 1	12	3:15	3	7	1	2			1	2	50			8	4:45	2	5	2	2			2	2	100				
Quarter 2	10	3:41		6	2	2			2	2	100			10	4:19	2	7											
Quarter 3	9	2:13	3	8										6	5:47		6		1			0	1	0				
Quarter 4	10	3:57	3	8										9	4:03	1	5		1			0	1	0				
Totals	41	13:06	9	29	3	4			3	4	75			33	18:54	5	23	2	4			2	4	50				

Match USA - CHN														
Possession		Goals (G) / Shots (Sh)						Extra Player Efficiency			DE	EX		
#	Time	AA		X		PS		G	EPS	%		S	N	
74	32:00	14	52	5	8			5	8	63				

Legend:														
#	Number of possessions	%	Efficiency	*	Starting line-up	6m	6 metre direct shot in free throw situation							
6mF	6 metre shot after free throw and movement			A	Action shot	AA	All action shots (A, C, D, 6m, 6mF, CA and CO)							
BL	Blocked shots	C	Centre shot	CA	Counter attack shot	CO	Corner shot							
CP	Centre forward position exclusion			CS	Counter attacking situation exclusion		D Shot in driving situation							
DE	Double Exclusion	DS	Driving situation exclusion	EPS	Extra Player Situation	EX	Exclusion (S - with substitution, N - with substitution after 4 min.)							
FP	Field exclusion	G	Goals	M6	Exclusion in 6 metre free throw situation	No.	Number							
P	Penalty Foul	PS	Penalty shot	RB	Rebounds	RC	Red Card							
SP	Sprint (Won/Sprints)	ST	Steals	TF	Turnover Fouls	X	Extra player shot							
						YC	Yellow Card							

REVISED

Corrected Extra PLayer Situations



Results

結果 / Résultats

ESP 14 - 10 CAN

(4:3, 2:2, 3:2, 5:3)

Match 7

Referees: STAVRIDIS Georgios (GRE)
PERIS Nenad (CRO)

FINA Delegates: INOUE Takeshi
PAPAZIAN Richard

Period	ESP - Spain												CAN - Canada															
	Possession		Goals (G) / Shots (Sh)						Extra Player Efficiency			EX			Possession		Goals (G) / Shots (Sh)						Extra Player Efficiency			EX		
	#	Time	AA		X		PS		G	EPS	%	S	N	#	Time	AA		X		PS		G	EPS	%	S	N		
Quarter 1	10	3:00	1	5	3	4			3	3	100			7	5:00	3	6											
Quarter 2	11	2:59	1	7	1	3		1	1	2	50			7	5:01		3	2	4			2	4	50				
Quarter 3	12	3:35	3	8		2			0	1	0			10	4:25	1	5	1	2			1	2	50				
Quarter 4	10	2:56	3	6	2	3			2	2	100	1		6	5:04	1	4	2	2			2	2	100				
Totals	43	12:30	8	26	6	12		1	6	8	75	1		30	19:30	5	18	5	8			5	8	63				

Match ESP - CAN														
Possession		Goals (G) / Shots (Sh)						Extra Player Efficiency			DE	EX		
#	Time	AA		X		PS		G	EPS	%		S	N	
73	32:00	13	44	11	20			1	11	16	69		1	

Legend:																	
#	Number of possessions	%	Efficiency	*	Starting line-up	6m	6 metre direct shot in free throw situation										
6mF	6 metre shot after free throw and movement		A	Action shot		AA	All action shots (A, C, D, 6m, 6mF, CA and CO)										
BL	Blocked shots		C	Centre shot		CA	Counter attack shot										
CP	Centre forward position exclusion		CS	Counter attacking situation exclusion		CO	Corner shot										
DE	Double Exclusion		DS	Driving situation exclusion		EPS	Extra Player Situation		EX	Exclusion (S - with substitution, N - with substitution after 4 min.)					D	Shot in driving situation	
FP	Field exclusion		G	Goals		M6	Exclusion in 6 metre free throw situation		No.	Number					Sh	Shots	
P	Penalty Foul		PS	Penalty shot		RB	Rebounds		RC	Red Card					Sh	Shots	
SP	Sprint (Won/Sprints)		ST	Steals		TF	Turnover Fouls		X	Extra player shot					YC	Yellow Card	



Results

結果 / Résultats

AUS 15 - 12 NED

(3:3, 2:5, 5:2, 5:2)

Match 8

Referees: ALEXANDRESCU Adrian (ROU)
VOEVODIN Arkadiy (RUS)

FINA Delegates: ZHAO Qi
SHAW William

Period	AUS - Australia												NED - Netherlands															
	Possession		Goals (G) / Shots (Sh)						Extra Player Efficiency			EX			Possession		Goals (G) / Shots (Sh)						Extra Player Efficiency			EX		
	#	Time	AA		X		PS		G	EPS	%	S	N	#	Time	AA		X		PS		G	EPS	%	S	N		
Quarter 1	7	3:28	1	4	2	3			2	3	67			7	4:32	3	7											
Quarter 2	8	4:16	2	5		2			0	2	0			8	3:44		1	3	3	2	2	3	3	100				
Quarter 3	9	2:55	3	5	2	3			2	3	67			6	5:05		1	2	3			2	3	67	1			
Quarter 4	10	2:07	4	5	1	1			1	1	100	2		8	5:53		2	2	6			2	5	40				
Totals	34	12:46	10	19	5	9			5	9	56	2		29	19:14	3	11	7	12	2	2	7	11	64	1			

Match AUS - NED														
Possession		Goals (G) / Shots (Sh)						Extra Player Efficiency			DE	EX		
#	Time	AA		X		PS		G	EPS	%		S	N	
63	32:00	13	30	12	21	2	2	12	20	60		3		

Legend:														
#	Number of possessions	%	Efficiency	*	Starting line-up	6m	6 metre direct shot in free throw situation							
6mF	6 metre shot after free throw and movement			A	Action shot	AA	All action shots (A, C, D, 6m, 6mF, CA and CO)							
BL	Blocked shots	C	Centre shot	CA	Counter attack shot	CO	Corner shot							
CP	Centre forward position exclusion			CS	Counter attacking situation exclusion								D	Shot in driving situation
DE	Double Exclusion		DS	Driving situation exclusion		EPS	Extra Player Situation		EX	Exclusion (S - with substitution, N - with substitution after 4 min.)				
FP	Field exclusion		G	Goals		M6	Exclusion in 6 metre free throw situation						No.	Number
P	Penalty Foul		PS	Penalty shot		RB	Rebounds		RC	Red Card			Sh	Shots
SP	Sprint (Won/Sprints)		ST	Steals		TF	Turnover Fouls		X	Extra player shot			YC	Yellow Card



Results

結果 / Résultats

CAN 21 - 1 RSA (5:1, 4:0, 4:0, 8:0)

Match 9

Referees: TSUZAKI Asumi (JPN)
WALDOW John (NZL)

FINA Delegates: KRIVOKAPIC Milorad
ZHAO Qi

CAN - Canada (White)

Cap No.	Name	Time Played	Goals/Shots											TF	ST	RB	BL	SP	Personal Fouls																					
			Total	%	A	C	D	X	6m	6mF	PS	CA	CO						CP	FP	DS	M6	CS	DE	P	EX														
*1	VULPISI Clara	32:00																																						
*2	McKEE Kelly	19:22	1/2	50	1/1											0/1																								
*3	CREVIER Axelle	17:36	2/5	40	1/2						0/1					1/2																								
4	WRIGHT Emma	17:08	1/2	50		0/1										1/1							2			1														
*5	EGGENS Monika	14:41	2/2	100	1/1						1/1																													
6	SOHI Gurpreet	23:41	4/6	67	1/2	0/1					1/1					2/2										4	1	1	1/1											
7	BEKHAZI Joelle	17:19	1/4	25	0/3						1/1												1																	
*8	LEMAI-LAVOIE Elyse	19:27	2/5	40			2/4									0/1							2		1	1				1										
*9	McKELVEY Hayley	15:31	1/4	25	1/2										0/1	0/1																								
*10	CHRISTMAS Kyra	14:41	3/3	100							2/2					1/1									1		1	2/3												
11	PAUL Kindred	16:29	2/3	67	1/1						0/1					1/1							1		1	2			1											
12	la ROCHE Shae	16:05	2/6	33	1/4						0/1					1/1							3		1			1												
Team																																								
Totals			21/42	50	7/16	2/6		5/8						0/1	7/11		4	16	4	7	3/4	4																	1	
Cap No.	Goalkeepers	Time Played	Saves/Shots											TF	ST	RB	BL	SP	Personal Fouls																					
			Total	%	A	C	D	X	6m	6mF	PS	CA	CO						CP	FP	DS	M6	CS	DE	P	EX														
*1	VULPISI Clara	8/9	89	5/5	1/1						1/2	1/1																												
Totals			8/9	89	5/5	1/1						1/2	1/1																											
Timeouts																										2														
Exclusions with Substitution																										0														
Exclusions w/Subst after 4 min.																										0														

Head Coach	PARADELO David
Official	CAMPBELL Cora

RSA - South Africa (Blue)

Cap No.	Name	Time Played	Goals/Shots											TF	ST	RB	BL	SP	Personal Fouls																					
			Total	%	A	C	D	X	6m	6mF	PS	CA	CO						CP	FP	DS	M6	CS	DE	P	EX														
*1	MAARTENS Meghan	32:00																																						
2	GERBER Yanah	16:14																																						
*3	MOIR Georgia	18:16	1/3	33	0/2						1/1																0/1	2	1											S
4	MOTAU Boati	14:33																																						
*5	SILENO Megan	17:44	0/1	0	0/1													1																						
*6	HALLENDORFF Amica	22:54	0/3	0	0/2						0/1																													
7	JANUARY Shakira	12:14	0/1	0								0/1																												
*8	VAUGHN Ashleigh	24:31	0/4	0	0/3	0/1																																		
*9	MULLER Hanna	21:21	0/1	0	0/1														1						2														1	
*10	WEDDERBURN Jordan	19:46	0/3	0	0/2						0/1																													
11	MEECHAM Chloe	12:06	0/3	0	0/2						0/1																													
12	MACLEOD Nicola	12:21																																						
Team																										4														
Totals			1/19	5	0/13	0/1		1/4	0/1									6	1	5	1	1/4	5	1																
Cap No.	Goalkeepers	Time Played	Saves/Shots											TF	ST	RB	BL	SP	Personal Fouls																					
			Total	%	A	C	D	X	6m	6mF	PS	CA	CO						CP	FP	DS	M6	CS	DE	P	EX														
*1	MAARTENS Meghan	12/33	36	4/11	3/5						1/6					1/1	3/10																							
Totals			12/33	36	4/11	3/5						1/6					1/1	3/10																						
Timeouts																										2														
Exclusions with Substitution																										1														
Exclusions w/Subst after 4 min.																										0														

Head Coach	MENTOOR Delaine
Official	WOODS Duncan
Official	WILLIAMS Candice



Results

結果 / Résultats

Match 9

CAN 21 - 1 RSA (5:1, 4:0, 4:0, 8:0)

Referees: TSUZAKI Asumi (JPN)
WALDOW John (NZL)

FINA Delegates: KRIVOKAPIC Milorad
ZHAO Qi

Period	CAN - Canada												RSA - South Africa															
	Possession		Goals (G) / Shots (Sh)						Extra Player Efficiency			EX			Possession		Goals (G) / Shots (Sh)						Extra Player Efficiency			EX		
	#	Time	AA		X		PS		G	EPS	%	S	N	#	Time	AA		X		PS		G	EPS	%	S	N		
Quarter 1	8	2:39	4	6	1	1			1	1	100			6	5:21		3	1	1			1	1	100				
Quarter 2	12	2:45	4	9		3			0	1	0			5	5:15		2		1			0	1	0				
Quarter 3	13	3:08	2	9	2	2		1	2	2	100			11	4:52		6		1			0	1	0				
Quarter 4	11	2:57	6	9	2	2			2	2	100			7	5:03		4		1			0	1	0	1			
Totals	44	11:29	16	33	5	8		1	5	6	83			29	20:31		15	1	4			1	4	25	1			

Match CAN - RSA														
Possession		Goals (G) / Shots (Sh)						Extra Player Efficiency			DE	EX		
#	Time	AA		X		PS		G	EPS	%		S	N	
73	32:00	16	48	6	12		1	6	10	60		1		

Legend:																	
#	Number of possessions	%	Efficiency	*	Starting line-up	6m	6 metre direct shot in free throw situation										
6mF	6 metre shot after free throw and movement		A	Action shot		AA	All action shots (A, C, D, 6m, 6mF, CA and CO)										
BL	Blocked shots		C	Centre shot		CA	Counter attack shot										
CP	Centre forward position exclusion		CS	Counter attacking situation exclusion		CO	Corner shot										
DE	Double Exclusion		DS	Driving situation exclusion		EPS	Extra Player Situation		EX	Exclusion (S - with substitution, N - with substitution after 4 min.)					D	Shot in driving situation	
FP	Field exclusion		G	Goals		M6	Exclusion in 6 metre free throw situation		No.	Number							
P	Penalty Foul		PS	Penalty shot		RB	Rebounds		RC	Red Card					Sh	Shots	
SP	Sprint (Won/Sprints)		ST	Steals		TF	Turnover Fouls		X	Extra player shot					YC	Yellow Card	



Results

結果 / Résultats

NED 14 - 13 ESP

(2:3, 3:2, 3:2, 6:6)

Match 10

Referees: DERVIEUX Sebastien (FRA)
GOLDENBERG Michael (USA)

FINA Delegates: BALFANBAYEV Alan
KURODA Katsumi

Period	NED - Netherlands												ESP - Spain															
	Possession		Goals (G) / Shots (Sh)						Extra Player Efficiency			EX			Possession		Goals (G) / Shots (Sh)						Extra Player Efficiency			EX		
	#	Time	AA		X		PS		G	EPS	%	S	N	#	Time	AA		X		PS		G	EPS	%	S	N		
Quarter 1	10	4:11		5	2	3			2	3	67			12	3:49	3	7		3			0	1	0				
Quarter 2	11	4:08	1	5	2	4			2	2	100			11	3:52	2	8		1			0	1	0				
Quarter 3	9	4:14	1	6	2	2			2	2	100			10	3:46	1	6	1	1			1	1	100				
Quarter 4	10	4:31	3	5	2	2	1	1	2	2	100			12	3:29	3	6	3	4			3	4	75	1			
Totals	40	17:04	5	21	8	11	1	1	8	9	89			45	14:56	9	27	4	9			4	7	57	1			

Match NED - ESP														
Possession		Goals (G) / Shots (Sh)						Extra Player Efficiency			DE	EX		
#	Time	AA		X		PS		G	EPS	%		S	N	
85	32:00	14	48	12	20	1	1	12	16	75		1		

Legend:														
#	Number of possessions	%	Efficiency	*	Starting line-up	6m	6 metre direct shot in free throw situation							
6mF	6 metre shot after free throw and movement			A	Action shot	AA	All action shots (A, C, D, 6m, 6mF, CA and CO)							
BL	Blocked shots	C	Centre shot	CA	Counter attack shot	CO	Corner shot							
CP	Centre forward position exclusion			CS	Counter attacking situation exclusion									
DE	Double Exclusion	DS	Driving situation exclusion	EPS	Extra Player Situation	EX	Exclusion (S - with substitution, N - with substitution after 4 min.)							
FP	Field exclusion	G	Goals	M6	Exclusion in 6 metre free throw situation	No.	Number							
P	Penalty Foul	PS	Penalty shot	RB	Rebounds	RC	Red Card							
SP	Sprint (Won/Sprints)	ST	Steals	TF	Turnover Fouls	X	Extra player shot							
						YC	Yellow Card							



WED 28 JUL 2021
Start Time: 14:00

Preliminary Round - Group B
予選ラウンド - グループB / Tour Préliminaire - groupe B

Results

結果 / Résultats

HUN 10 - 9 USA
(2:2, 3:3, 1:3, 4:1)

Match 11

Referees: PERIS Nenad (CRO)
BUCH Xevi (ESP)

FINA Delegates: SHAW William
SHARONOV Evgeny

HUN - Hungary (White)

Cap No.	Name	Time Played	Goals/Shots											TF	ST	RB	BL	SP	Personal Fouls																	
			Total	%	A	C	D	X	6m	6mF	PS	CA	CO						CP	FP	DS	M6	CS	DE	P	EX										
*2	SZILAGYI Dorottya	24:47	1/6	17	1/6												1	1																		
*3	VALYI Vanda	18:29	2/2	100	1/1			1/1										1	2			3/4														
4	GURISATTI Greta	14:02	0/3	0	0/3																			1												
*5	SZUCS Gabriella	9:49	0/1	0	0/1																			2												
*6	PARKES Rebecca	16:36	3/4	75			3/4																													
7	ILLES Anna	23:15	1/1	100	1/1													1						1												
*8	KESZTHELYI Rita	28:20	2/5	40	1/3			1/1	0/1								4	1	3											1						
9	LEIMETER Dora	14:57	0/1	0				0/1											3												1					
10	GYONGYOSSY Aniko	11:33	1/1	100				1/1									2																			
11	RYBANSKA Natasa	18:01	0/1	0	0/1												1		1	1				1												
*12	GARDA Krisztina	12:11	0/1	0				0/1											1					2												
*13	MAGYARI Alda	32:00															2																			
Team													1																							
Totals			10/26	38	4/16	3/4		3/5	0/1								5	9	8	4	3/4	9										2				
Cap No.	Goalkeepers	Time Played	Saves/Shots											Timeouts																						
			Total	%	A	C	D	X	6m	6mF	PS	CA	CO	Timeouts	Exclusions with Substitution	Exclusions w/Subst after 4 min.																				
*13	MAGYARI Alda	11:20	55	4/8	2/2		2/6							3/4												2	0	0								
Totals		11/20	55	4/8	2/2		2/6							3/4													2	0	0							

Head Coach	BIRO Attila	YC
Official	TOTH Laszlo	
Official	ATS Bertalan Ferenc	

USA - United States (Blue)

Cap No.	Name	Time Played	Goals/Shots											TF	ST	RB	BL	SP	Personal Fouls																	
			Total	%	A	C	D	X	6m	6mF	PS	CA	CO						CP	FP	DS	M6	CS	DE	P	EX										
*1	JOHNSON Ashleigh	32:00																2																		
*2	MUSSELMAN Madeline	31:06	3/9	33	1/4			2/3						0/2					1	1																
3	SEIDEMANN Melissa	8:33	1/1	100	1/1														1				2													
*4	FATTAL Rachel	28:49	2/5	40	0/3			1/1						1/1			2	2	4	1	1/4															
5	HAUSCHILD Paige	5:19	0/1	0	0/1																		1													
*6	STEFFENS Margaret	29:43	1/4	25	1/1	0/1		0/2									1	3	1	1			1													
7	HARALABIDIS Stephanie	8:11	0/1	0				0/1																												
*9	FISCHER Aria	21:55	0/3	0		0/1		0/1						0/1			1			1																
10	GILCHRIST Kaleigh	9:11																																		
*11	FISCHER Makenzie	25:16	2/4	50	1/2			1/2									1	3					1													
*12	WILLIAMS Alys	23:57	0/3	0	0/2			0/1											1	3			1													
13	LONGAN Amanda																																			
Team																																				
Totals			9/31	29	4/14	0/2		4/11						1/4			5	11	10	4	1/4	5	1													
Cap No.	Goalkeepers	Time Played	Saves/Shots											Timeouts																						
			Total	%	A	C	D	X	6m	6mF	PS	CA	CO	Timeouts	Exclusions with Substitution	Exclusions w/Subst after 4 min.																				
*1	JOHNSON Ashleigh	9:19	47	7/11	1/4		0/3	1/1																			2	0	0							
13	LONGAN Amanda																																			
Totals		9/19	47	7/11	1/4		0/3	1/1																				2	0	0						

Head Coach	KRIKORIAN Adam
Official	KLATT Daniel
Official	OEDING Christopher



Results

結果 / Résultats

HUN 10 - 9 USA

(2:2, 3:3, 1:3, 4:1)

Match 11

Referees: PERIS Nenad (CRO)
BUCH Xevi (ESP)

FINA Delegates: SHAW William
SHARONOV Evgeny

Period	HUN - Hungary												USA - United States															
	Possession		Goals (G) / Shots (Sh)						Extra Player Efficiency			EX			Possession		Goals (G) / Shots (Sh)						Extra Player Efficiency			EX		
	#	Time	AA		X		PS		G	EPS	%	S	N	#	Time	AA		X		PS		G	EPS	%	S	N		
Quarter 1	7	5:49	1	2	1	3			1	3	33			12	2:11	2	5		3			0	1	0				
Quarter 2	9	4:12	2	6	1	1			1	1	100			10	3:48	2	5	1	3			1	2	50				
Quarter 3	9	4:41	1	6										11	3:19		5	3	3			3	3	100				
Quarter 4	11	3:43	3	7	1	1			1	1	100			8	4:17	1	5		2			0	2	0				
Totals	36	18:25	7	21	3	5			3	5	60			41	13:35	5	20	4	11			4	8	50				

Match HUN - USA														
Possession		Goals (G) / Shots (Sh)						Extra Player Efficiency			DE	EX		
#	Time	AA		X		PS		G	EPS	%		S	N	
77	32:00	12	41	7	16			7	13	54				

Legend:														
#	Number of possessions	%	Efficiency	*	Starting line-up	6m	6 metre direct shot in free throw situation							
6mF	6 metre shot after free throw and movement			A	Action shot	AA	All action shots (A, C, D, 6m, 6mF, CA and CO)							
BL	Blocked shots	C	Centre shot	CA	Counter attack shot	CO	Corner shot							
CP	Centre forward position exclusion			CS	Counter attacking situation exclusion									
DE	Double Exclusion	DS	Driving situation exclusion	EPS	Extra Player Situation	EX	Exclusion (S - with substitution, N - with substitution after 4 min.)							
FP	Field exclusion	G	Goals	M6	Exclusion in 6 metre free throw situation									
P	Penalty Foul	PS	Penalty shot	RB	Rebounds	RC	Red Card							
SP	Sprint (Won/Sprints)	ST	Steals	TF	Turnover Fouls	X	Extra player shot							
							YC	Yellow Card						
							D	Shot in driving situation						
							No.	Number						
							Sh	Shots						



Results

結果 / Résultats

Match 12

CHN 16 - 11 JPN
(5:2, 4:3, 4:3, 3:3)

Referees: DESLIERES Marie-Claude (CAN)
SALNICHENKO Viktor (KAZ)

FINA Delegates: BEBIC Milivoj
BROCHERO Monica

Period	CHN - China												JPN - Japan															
	Possession		Goals (G) / Shots (Sh)						Extra Player Efficiency			EX			Possession		Goals (G) / Shots (Sh)						Extra Player Efficiency			EX		
	#	Time	AA		X		PS		G	EPS	%	S	N	#	Time	AA		X		PS		G	EPS	%	S	N		
Quarter 1	9	4:31	1	3	3	3	1	1	3	3	100			9	3:29	2	5		2			0	2	0				
Quarter 2	11	3:38	3	4			1	1						9	4:22	2	6		1	1	1							
Quarter 3	9	4:05	1	3	2	2	1	1	2	2	100	1		9	3:55	1	2	2	5			2	5	40				
Quarter 4	7	5:36	2	2	1	4			1	4	25	2		10	2:24	2	6	1	3			1	3	33	1			
Totals	36	17:50	7	12	6	9	3	3	6	9	67	3		37	14:10	7	19	3	11	1	1	3	10	30	1			

Match CHN - JPN														
Possession		Goals (G) / Shots (Sh)						Extra Player Efficiency			DE	EX		
#	Time	AA		X		PS		G	EPS	%		S	N	
73	32:00	14	31	9	20	4	4	9	19	47		4		

Legend:																
#	Number of possessions	%	Efficiency	*	Starting line-up	6m	6 metre direct shot in free throw situation									
6mF	6 metre shot after free throw and movement			A	Action shot	AA	All action shots (A, C, D, 6m, 6mF, CA and CO)									
BL	Blocked shots			C	Centre shot	CO	Corner shot									
CP	Centre forward position exclusion			CS	Counter attacking situation exclusion											
DE	Double Exclusion			DS	Driving situation exclusion			EPS	Extra Player Situation			EX	Exclusion (S - with substitution, N - with substitution after 4 min.)			
FP	Field exclusion			G	Goals			M6	Exclusion in 6 metre free throw situation			D	Shot in driving situation			
P	Penalty Foul			PS	Penalty shot			RB	Rebounds			RC	Red Card			
SP	Sprint (Won/Sprints)			ST	Steals			TF	Turnover Fouls			X	Extra player shot			
													No.	Number		
													Sh	Shots		
													YC	Yellow Card		



FRI 30 JUL 2021
Start Time: 14:00

Preliminary Round - Group A
予選ラウンド - グループA / Tour Préliminaire - groupe A

Results

結果 / Résultats

Match 13

RSA 1 - 33 NED
(0:7, 0:9, 1:9, 0:8)

Referees: JOHNSON Nicola (AUS)
WENGENROTH MARTINELLI Ursula (SUI)

FINA Delegates: SOTO Jorge
BEBIC Milivoj

RSA - South Africa (White)

Cap No.	Name	Time Played	Goals/Shots											TF	ST	RB	BL	SP	Personal Fouls										
			Total	%	A	C	D	X	6m	6mF	PS	CA	CO						CP	FP	DS	M6	CS	DE	P	EX			
*1	MAARTENS Meghan	32:00															1												
2	GERBER Yanah	12:09	0/1	0	0/1												1												
*3	MOIR Georgia	15:57	0/2	0	0/2											2					2								
4	MOTAU Boati	11:16	0/3	0	0/2		0/1																					1	
*5	SILENO Megan	22:57																1				1							
*6	HALLENDORFF Amica	15:28	0/1	0	0/1															1/2	2				1			S	
7	JANUARY Shakira	18:47	0/3	0	0/3																1								
*8	VAUGHN Ashleigh	25:24	0/3	0	0/3											2	1				0/1								
9	MULLER Hanna	21:52	0/1	0	0/1												1	1				1	1						
*10	WEDDERBURN Jordan	20:20	1/3	33	1/1		0/2									1				0/1									
*11	MEECHAM Chloe	12:25	0/2	0	0/2													1				1			1				
12	MACLEOD Nicola	15:25	0/1	0	0/1												1												
Team																8													
Totals			1/20	5	1/17		0/3									11	6	3		1/4	7	2				2	1	1	

Cap No.	Goalkeepers	Saves/Shots											Timeouts	
		Total	%	A	C	D	X	6m	6mF	PS	CA	CO		
*1	MAARTENS Meghan	7/40	18	5/15	0/4	0/1	0/10			0/1	2/9			2
Totals		7/40	18	5/15	0/4	0/1	0/10			0/1	2/9			0

Head Coach	MENTOOR Delaine
Official	WOODS Duncan
Official	WILLIAMS Candice

NED - Netherlands (Blue)

Cap No.	Name	Time Played	Goals/Shots											TF	ST	RB	BL	SP	Personal Fouls									
			Total	%	A	C	D	X	6m	6mF	PS	CA	CO						CP	FP	DS	M6	CS	DE	P	EX		
*1	KOENDERS Joanne	26:49															1											
*2	MEGENS Maud	15:52	5/5	100	3/3		1/1			1/1						1												
*3	GENEË Dagmar	19:57	2/3	67	1/2		1/1									2				2								
4	van der SLOOT Sabrina	15:18	4/6	67	1/3		1/1				2/2					1			1/2									
5	WOLVES Iris	11:38	2/2	100		1/1	1/1								1	1												
*6	STOMPHORST Nomi	19:04	1/1	100	1/1											3												
*7	JOUSTRA Kitty Lynn	16:03	2/2	100		1/1	1/1																					
8	SEVENICH Vivian	18:18	3/3	100		1/1	1/1				1/1				1			1		1	1							
*9	KEUNING Maartje	21:01	6/7	86		1/1	1/1	3/3			1/2				1	2	2							1				
10	KOOLHAAS Ilse	22:49	0/3	0	0/2						0/1				1	2	2			1								
*11	van de KRAATS Simone	19:46	5/6	83	4/5						1/1								2/2									
12	SLEEKING Brigitte	17:25	3/4	75			1/1				2/3					1												
Team																												
Totals			33/42	79	10/16	4/4	1/1	10/10			1/1	7/10			4	14	4	1	3/4	4	1				1			

Cap No.	Goalkeepers	Saves/Shots											Timeouts	
		Total	%	A	C	D	X	6m	6mF	PS	CA	CO		
*1	KOENDERS Joanne	9/10	90	7/8			2/2							0
Totals		9/10	90	7/8			2/2							0

Head Coach	HAVENGA Arno
Official	DOUDESIS Eva (GRE)
Official	YPERLAAN Ineke



Results

結果 / Résultats

Match 13

RSA 1 - 33 NED
(0:7, 0:9, 1:9, 0:8)

Referees: JOHNSON Nicola (AUS)
WENGENROTH MARTINELLI Ursula (SUI)

FINA Delegates: SOTO Jorge
BEBIC Milivoj

Period	RSA - South Africa												NED - Netherlands															
	Possession		Goals (G) / Shots (Sh)						Extra Player Efficiency			EX			Possession		Goals (G) / Shots (Sh)						Extra Player Efficiency			EX		
	#	Time	AA		X		PS		G	EPS	%	S	N	#	Time	AA		X		PS		G	EPS	%	S	N		
Quarter 1	9	4:35		2		1			0	1	0			12	3:25	3	8	4	4			4	4	100				
Quarter 2	7	5:25		2										12	2:35	7	9	2	2			2	2	100				
Quarter 3	11	4:48	1	7		2			0	2	0	1		12	3:12	5	6	3	3	1	1	3	3	100				
Quarter 4	7	5:45		6										10	2:15	7	8	1	1			1	1	100				
Totals	34	20:33	1	17		3			0	3	0	1		46	11:27	22	31	10	10	1	1	10	10	100				

Match RSA - NED														
Possession		Goals (G) / Shots (Sh)						Extra Player Efficiency			DE	EX		
#	Time	AA		X		PS		G	EPS	%		S	N	
80	32:00	23	48	10	13	1	1	10	13	77		1		

Legend:																
#	Number of possessions	%	Efficiency	*	Starting line-up	6m	6 metre direct shot in free throw situation									
6mF	6 metre shot after free throw and movement			A	Action shot	AA	All action shots (A, C, D, 6m, 6mF, CA and CO)									
BL	Blocked shots			C	Centre shot	CO	Corner shot									
CP	Centre forward position exclusion			CS	Counter attacking situation exclusion			D	Shot in driving situation							
DE	Double Exclusion			DS	Driving situation exclusion			EPS	Extra Player Situation			EX	Exclusion (S - with substitution, N - with substitution after 4 min.)			
FP	Field exclusion			G	Goals			M6	Exclusion in 6 metre free throw situation			No.	Number			
P	Penalty Foul			PS	Penalty shot			RB	Rebounds			RC	Red Card			
SP	Sprint (Won/Sprints)			ST	Steals			TF	Turnover Fouls			X	Extra player shot			
													YC	Yellow Card		



Results

結果 / Résultats

REVISED
30 JUL 21:10

Match 14

ESP 15 - 9 AUS
(3:3, 4:3, 4:1, 4:2)

Referees: DERVIEUX Sebastien (FRA)
VOEVODIN Arkadiy (RUS)

FINA Delegates: INOUE Takeshi
PINKER Guy

Period	ESP - Spain												AUS - Australia															
	Possession		Goals (G) / Shots (Sh)						Extra Player Efficiency			EX			Possession		Goals (G) / Shots (Sh)						Extra Player Efficiency			EX		
	#	Time	AA		X		PS		G	EPS	%	S	N	#	Time	AA		X		PS		G	EPS	%	S	N		
Quarter 1	6	4:08	3	5					0	1	0			5	3:52	2	2	1	2			1	3	33				
Quarter 2	8	4:53	3	6	1	4			1	2	50			8	3:07	1	2	2	3			2	4	50				
Quarter 3	8	3:26	2	3	2	3			2	2	100			10	4:34		4	1	3			1	4	25				
Quarter 4	9	3:28	1	4	3	3			3	3	100			9	4:32	1	5	1	3			1	2	50	1			
Totals	31	15:55	9	18	6	10			6	8	75			32	16:05	4	13	5	11			5	13	38	1			

Match ESP - AUS														
Possession		Goals (G) / Shots (Sh)						Extra Player Efficiency			DE	EX		
#	Time	AA		X		PS		G	EPS	%		S	N	
63	32:00	13	31	11	21			11	21	52		1		

Legend:														
#	Number of possessions	%	Efficiency	*	Starting line-up	6m	6 metre direct shot in free throw situation							
6mF	6 metre shot after free throw and movement			A	Action shot	AA	All action shots (A, C, D, 6m, 6mF, CA and CO)							
BL	Blocked shots	C	Centre shot	CA	Counter attack shot	CO	Corner shot							
CP	Centre forward position exclusion			CS	Counter attacking situation exclusion		D Shot in driving situation							
DE	Double Exclusion	DS	Driving situation exclusion	EPS	Extra Player Situation	EX	Exclusion (S - with substitution, N - with substitution after 4 min.)							
FP	Field exclusion	G	Goals	M6	Exclusion in 6 metre free throw situation	No.	Number							
P	Penalty Foul	PS	Penalty shot	RB	Rebounds	RC	Red Card							
SP	Sprint (Won/Sprints)	ST	Steals	TF	Turnover Fouls	X	Extra player shot							
						YC	Yellow Card							

REVISED

Yellow Card assigned to Head Coach Team Spain (ESP)



Results

結果 / Résultats

JPN 13 - 17 HUN

(4:3, 3:4, 3:5, 3:5)

Match 15

Referees: ALEXANDRESCU Adrian (ROU)
PUTNIKOVIC Vojin (SRB)

FINA Delegates: BROCHERO Monica
SHARONOV Evgeny

JPN - Japan (White)

Cap No.	Name	Time Played	Goals/Shots										TF	ST	RB	BL	SP	Personal Fouls														
			Total	%	A	C	D	X	6m	6mF	PS	CA						CO	CP	FP	DS	M6	CS	DE	P	EX						
*2	ARIMA Yumi	26:59	4/12	33	0/5			0/1	1/3					2/2	1/1							1	1									
*3	INABA Akari	25:35	4/4	100	2/2			1/1		1/1															1		1					
*4	URA Eruna	22:43	0/5	0	0/2	0/1	0/1	0/1											0/3									1				
*5	IWANO Kaho	23:47	0/1	0	0/1																			1								
6	KOIDE Miku	9:46																														
*7	HASHIDA Maiko	30:11	2/2	100	2/2																					1						
*8	NIIZAWA Yuki	17:11	0/1	0	0/1																											
9	YAMAMOTO Minori	5:03																														
10	KAWAGUCHI Kako	14:39	1/5	20	0/3			1/2																								
11	TOKUMOTO Marina	5:08																							1							
12	KUDO Kyoko	10:58	2/2	100										2/2								1										
*13	SHIOYA Minami	32:00																														
Team																							1									
Totals			13/32	41	4/16	0/1	1/3	2/6	1/1					2/2	3/3								1	5	5		0/4	3	3		1	1
Cap No.	Goalkeepers	Total	%	A	C	D	X	6m	6mF	PS	CA	CO	Timeouts						2													
*13	SHIOYA Minami	8/25	32	3/4	3/9		2/8	0/1			0/3		Exclusions with Substitution						0													
Totals		8/25	32	3/4	3/9		2/8	0/1			0/3		Exclusions w/Subst after 4 min.						0													

Head Coach	MOTOMIYA Makihiro
Official	Oi Keiji
Official	KAWASAKI Namie

HUN - Hungary (Blue)

Cap No.	Name	Time Played	Goals/Shots										TF	ST	RB	BL	SP	Personal Fouls														
			Total	%	A	C	D	X	6m	6mF	PS	CA						CO	CP	FP	DS	M6	CS	DE	P	EX						
1	GANGL Edina	16:00																					1									
*2	SZILAGYI Dorottya	30:37	4/5	80				3/3							1/2											1						
*3	VALYI Vanda	16:40	1/1	100	1/1														4/4									1				
4	GURISATTI Greta	22:53	3/5	60	0/2	2/2		1/1																		1						
*5	SZUCS Gabriella	10:39	0/1	0	0/1																				1							
*6	PARKES Rebecca	24:54	6/9	67		4/7		2/2																		1						
*7	ILLES Anna	21:28																								1	1					
*8	KESZTHELYI Rita	31:08	3/5	60	0/2				1/1					2/2															1			
9	LEIMETER Dora	13:57	0/3	0	0/1			0/2																							1	
11	RYBANSKA Natasa	13:16	0/1	0		0/1																				1						
12	GARDA Krisztina	6:28																								1						
*13	MAGYARI Alda	16:00																														
Team																							3									
Totals			17/30	57	1/7	6/10		6/8	1/1					3/4									9	12	3	3	4/4	5	3		1	2
Cap No.	Goalkeepers	Total	%	A	C	D	X	6m	6mF	PS	CA	CO	Timeouts						1													
1	GANGL Edina	3/9	33	2/4	1/1	0/1		0/1			0/1	0/1	Exclusions with Substitution						0													
*13	MAGYARI Alda	3/10	30	0/2		2/2	1/3				0/1	0/2	Exclusions w/Subst after 4 min.						0													
Totals		6/19	32	2/6	1/1	2/3	1/3	0/1			0/2	0/3																				

Head Coach	BIRO Attila
Official	TOTH Laszlo
Official	ATS Bertalan Ferenc



Results

結果 / Résultats

JPN 13 - 17 HUN

(4:3, 3:4, 3:5, 3:5)

Match 15

Referees: ALEXANDRESCU Adrian (ROU)
PUTNIKOVIC Vojin (SRB)

FINA Delegates: BROCHERO Monica
SHARONOV Evgeny

Period	JPN - Japan												HUN - Hungary															
	Possession		Goals (G) / Shots (Sh)						Extra Player Efficiency			EX			Possession		Goals (G) / Shots (Sh)						Extra Player Efficiency			EX		
	#	Time	AA		X		PS		G	EPS	%	S	N	#	Time	AA		X		PS		G	EPS	%	S	N		
Quarter 1	7	4:59	3	5	1	1			1	2	50			11	3:01	1	3	2	3			2	3	67				
Quarter 2	9	3:54	1	5	1	2	1	1	1	2	50			10	4:06	2	6	2	2			2	2	100				
Quarter 3	9	5:06	2	5		1	1	1	0	2	0			13	2:54	4	8	1	1			1	1	100				
Quarter 4	11	2:59	3	9		2			0	2	0			8	5:01	4	5	1	2			1	2	50				
Totals	36	16:58	9	24	2	6	2	2	2	8	25			42	15:02	11	22	6	8			6	8	75				

Match JPN - HUN														
Possession		Goals (G) / Shots (Sh)						Extra Player Efficiency			DE	EX		
#	Time	AA		X		PS		G	EPS	%		S	N	
78	32:00	20	46	8	14	2	2	8	16	50				

Legend:															
#	Number of possessions	%	Efficiency	*	Starting line-up	6m	6 metre direct shot in free throw situation								
6mF	6 metre shot after free throw and movement			A	Action shot	AA	All action shots (A, C, D, 6m, 6mF, CA and CO)								
BL	Blocked shots	C	Centre shot	CA	Counter attack shot	CO	Corner shot								
CP	Centre forward position exclusion			CS	Counter attacking situation exclusion										
DE	Double Exclusion	DS	Driving situation exclusion	EPS	Extra Player Situation			EX	Exclusion (S - with substitution, N - with substitution after 4 min.)						
FP	Field exclusion	G	Goals	M6	Exclusion in 6 metre free throw situation										
P	Penalty Foul	PS	Penalty shot	RB	Rebounds			RC	Red Card			No.	Number		
SP	Sprint (Won/Sprints)		ST	Steals	TF	Turnover Fouls			X	Extra player shot			Sh	Shots	
													YC	Yellow Card	



Results

結果 / Résultats

Match 16

USA 18 - 5 ROC (5:1, 4:2, 6:1, 3:1)

Referees: SEVERO Alessandro (ITA)
BUCH Xevi (ESP)

FINA Delegates: HOEPELMAN Ilija
PAPAZIAN Richard

USA - United States (White)

Cap No.	Name	Time Played	Goals/Shots											TF	ST	RB	BL	SP	Personal Fouls																					
			Total	%	A	C	D	X	6m	6mF	PS	CA	CO						CP	FP	DS	M6	CS	DE	P	EX														
*1	JOHNSON Ashleigh	32:00																2																						
*2	MUSSELMAN Madeline	22:19	1/6	17	0/2				0/1							1/3		1										1												
3	SEIDEMANN Melissa	16:58																1							1	1								1						
*4	FATTAL Rachel	22:14	1/5	20	1/5													3	1	1	2/3																			
5	HAUSCHILD Paige	11:03	3/4	75	1/2				1/1						1/1																									
*6	STEFFENS Margaret	21:16	4/5	80	1/1	0/1			1/1						2/2			1	1				1																	
7	HARALABIDIS Stephanie	18:12	4/6	67	1/3				2/2						1/1			1		1	0/1																			
8	NEUSHUL Jamie	8:53	1/1	100	1/1														1																					
*9	FISCHER Aria	15:51	0/1	0	0/1													2	1																					
10	GILCHRIST Kaleigh	12:27	1/1	100											1/1			1						2																
*11	FISCHER Makenzie	25:26	2/5	40	1/4			1/1										1	1	1				1																
*12	WILLIAMS Alys	17:21	1/2	50	1/2													1	1					1																
Team																		1																						
Totals			18/36	50	7/21	0/1	1/1	4/5							6/8			4	12	5	3	2/4	6	1		1														
Cap No.	Goalkeepers	Time Played	Saves/Shots											Timeouts																										
			Total	%	A	C	D	X	6m	6mF	PS	CA	CO																											
*1	JOHNSON Ashleigh	16/21	76	11/11	2/3				2/6					1/1																										
Totals			16/21	76	11/11	2/3			2/6					1/1																										
																		Exclusions with Substitution	0																					
																		Exclusions w/Subst after 4 min.	0																					

Head Coach	KRIKORIAN Adam	YC
Official	KLATT Daniel	
Official	OEDING Christopher	

ROC - ROC (Blue)

Cap No.	Name	Time Played	Goals/Shots											TF	ST	RB	BL	SP	Personal Fouls																					
			Total	%	A	C	D	X	6m	6mF	PS	CA	CO						CP	FP	DS	M6	CS	DE	P	EX														
*1	GOLOVINA Evgeniia	31:54																																						
2	BERSNEVA Maria	12:07	0/2	0	0/2														2	2	1	1/2														1				
*3	PROKOFYEVA Ekaterina	26:45	1/3	33	0/2				1/1									1		1																				
4	KARIMOVA Elvina	18:04	0/4	0	0/2				0/1						0/1			1			1/1																			
*5	VAKHITOVA Veronika	17:08	0/4	0	0/4																		1													1				
6	FEDOTOVA Anastasia	15:40	0/1	0		0/1														1																				
*7	SERZHANTOVA Alena	17:00	1/2	50	0/1				1/1										1			0/1																		
*8	SIMANOVICH Anastasia	17:43	2/5	40	0/1	1/2			1/2									1	1					1																
9	TIMOFEEVA Anna	14:17	0/2	0		0/2													1						1												1			
10	SOBOLEVA Evgeniia	12:31	0/2	0	0/2															2				1																
*11	IVANOVA Evgeniia	23:51	1/3	33	0/2				1/1											1	1			1																
*12	GLYZINA Nadezhda	17:00	0/2	0	0/2														1																					
Team																																								
Totals			5/30	17	0/18	1/5				4/6					0/1			1	7	5	3	2/4	4	1												2	1			
Cap No.	Goalkeepers	Time Played	Saves/Shots											Timeouts																										
			Total	%	A	C	D	X	6m	6mF	PS	CA	CO																											
*1	GOLOVINA Evgeniia	7/25	28	4/11	1/1	0/1	1/5							1/7																										
Totals			7/25	28	4/11	1/1	0/1	1/5						1/7																										
																		Exclusions with Substitution	0																					
																		Exclusions w/Subst after 4 min.	0																					

Head Coach	GAIUKOV Aleksandr (RUS)
Official	BELOFASTOV Andrei (RUS)
Official	BEREZIN Evgenii (RUS)



Results

結果 / Résultats

Match 16

USA 18 - 5 ROC
(5:1, 4:2, 6:1, 3:1)

Referees: SEVERO Alessandro (ITA)
BUCH Xevi (ESP)

FINA Delegates: HOEPELMAN Ilija
PAPAZIAN Richard

Period	USA - United States												ROC - ROC															
	Possession		Goals (G) / Shots (Sh)						Extra Player Efficiency			EX			Possession		Goals (G) / Shots (Sh)						Extra Player Efficiency			EX		
	#	Time	AA		X		PS		G	EPS	%	S	N	#	Time	AA		X		PS		G	EPS	%	S	N		
Quarter 1	12	3:37	5	12										9	4:23		7	1	1			1	1	100				
Quarter 2	9	4:08	2	7	2	2			2	2	100			8	3:52		4	2	2			2	2	100				
Quarter 3	11	2:43	5	7	1	2			1	1	100			10	5:17		6	1	3			1	3	33				
Quarter 4	8	2:30	2	5	1	1			1	1	100			7	5:30	1	7							1				
Totals	40	12:58	14	31	4	5			4	4	100			34	19:02	1	24	4	6			4	6	67				

Match USA - ROC														
Possession		Goals (G) / Shots (Sh)						Extra Player Efficiency			DE	EX		
#	Time	AA		X		PS		G	EPS	%		S	N	
74	32:00	15	55	8	11			8	10	80	2			

Legend:														
#	Number of possessions	%	Efficiency	*	Starting line-up	6m	6 metre direct shot in free throw situation							
6mF	6 metre shot after free throw and movement			A	Action shot	AA	All action shots (A, C, D, 6m, 6mF, CA and CO)							
BL	Blocked shots	C	Centre shot	CA	Counter attack shot	CO	Corner shot							
CP	Centre forward position exclusion			CS	Counter attacking situation exclusion									
DE	Double Exclusion	DS	Driving situation exclusion	EPS	Extra Player Situation	EX	Exclusion (S - with substitution, N - with substitution after 4 min.)							
FP	Field exclusion	G	Goals	M6	Exclusion in 6 metre free throw situation									
P	Penalty Foul	PS	Penalty shot	RB	Rebounds	RC	Red Card							
SP	Sprint (Won/Sprints)	ST	Steals	TF	Turnover Fouls	X	Extra player shot							
							D	Shot in driving situation						
							No.	Number						
							Sh	Shots						
							YC	Yellow Card						



Results

結果 / Résultats

Match 17

HUN 9 - 11 CHN

(1:4, 1:3, 4:2, 3:2)

Referees: SALNICHENKO Viktor (KAZ)
OHME Frank (GER)

FINA Delegates: PAPAZIAN Richard
SHAW William

HUN - Hungary (White)

Cap No.	Name	Time Played	Goals/Shots											TF	ST	RB	BL	SP	Personal Fouls										
			Total	%	A	C	D	X	6m	6mF	PS	CA	CO						CP	FP	DS	M6	CS	DE	P	EX			
*2	SZILAGYI Dorottya	17:12	0/6	0	0/3				0/1	0/1			0/1					1							1		S		
*3	VALYI Vanda	23:06	0/1	0									0/1						4/4	1									
4	GURISATTI Greta	21:15	4/5	80	1/2				2/2			1/1					1	2					1						
*5	SZUCS Gabriella	11:38	1/3	33	1/2				0/1											3							S		
6	PARKES Rebecca	16:14															1	2	1										
7	ILLES Anna	18:12	2/4	50	0/2				2/2										1	1									
*8	KESZTHELYI Rita	30:03	1/8	13	0/3	0/1			0/3				1/1																
9	LEIMETER Dora	16:32	1/2	50	0/1				1/1									1											
*10	GYONGYOSSY Aniko	12:43															3	2					1						
11	RYBANSKA Natasa	10:49	0/1	0					0/1									1	2				1	1					
*12	GARDA Krisztina	14:16	0/5	0	0/4				0/1									2	1			1	1		1		S		
*13	MAGYARI Alda	32:00																											
Team																													
Totals			9/35	26	2/17	0/1		5/12	0/1			1/1	1/3				5	6	9	3	4/4	8	6			1		1	3
Cap No.	Goalkeepers	Time Played	Saves/Shots											Timeouts															
			Total	%	A	C	D	X	6m	6mF	PS	CA	CO	Total	Exclusions with Substitution	Exclusions w/Subst after 4 min.													
*13	MAGYARI Alda	7:18	39	3/7				4/10				0/1																1	
Totals			7/18	39	3/7			4/10				0/1																	3

Head Coach	BIRO Attila
Official	TOTH Laszlo
Official	ATS Bertalan Ferenc

CHN - China (Blue)

Cap No.	Name	Time Played	Goals/Shots											TF	ST	RB	BL	SP	Personal Fouls											
			Total	%	A	C	D	X	6m	6mF	PS	CA	CO						CP	FP	DS	M6	CS	DE	P	EX				
2	WANG Xinyan	13:45	1/3	33	0/2				1/1										1		0/1	3							S	
*3	MEI Xiaohan	15:53																	1			3							S	
4	XIONG Dunhan	11:31	2/2	100					2/2																					
*5	NIU Guannan	23:28	1/5	20	1/4				0/1										1	0/2										
6	ZHAI Ying	5:21	1/1	100	1/1																				1					
7	LU Yiwen	7:37	0/1	0	0/1																		2							
*8	WANG Huan	25:53	0/2	0					0/2											1	0/1	2								
*9	DENG Zewen	27:23	2/6	33	1/4				0/1			1/1						1												
10	ZHANG Danyi	9:24																												
*11	CHEN Xiao	20:29	2/3	67					2/3										2	2										
*12	ZHANG Jing	31:16	2/3	67	1/1				1/2										1	1	1	1					1			
*13	SHEN Yineng	32:00																												
Team																														
Totals			11/26	42	4/13			6/12				1/1						4	3	5	3	0/4	11		1			1	2	
Cap No.	Goalkeepers	Time Played	Saves/Shots											Timeouts																
			Total	%	A	C	D	X	6m	6mF	PS	CA	CO	Total	Exclusions with Substitution	Exclusions w/Subst after 4 min.														
*13	SHEN Yineng	10:19	53	5/7	1/1			1/6	1/1			0/1	2/3																2	
Totals			10/19	53	5/7	1/1		1/6	1/1			0/1	2/3																	2

Head Coach	POROBIC Petar (MNE)
Official	LI Wenhua
Official	GOMEZ AGUERA Salvador Emilio (ESP)



Results

結果 / Résultats

Match 17

HUN 9 - 11 CHN

(1:4, 1:3, 4:2, 3:2)

Referees: SALNICHENKO Viktor (KAZ)
OHME Frank (GER)

FINA Delegates: PAPAZIAN Richard
SHAW William

Period	HUN - Hungary												CHN - China															
	Possession		Goals (G) / Shots (Sh)						Extra Player Efficiency			EX			Possession		Goals (G) / Shots (Sh)						Extra Player Efficiency			EX		
	#	Time	AA		X		PS		G	EPS	%	S	N	#	Time	AA		X		PS		G	EPS	%	S	N		
Quarter 1	10	4:21		6	1	4			1	4	25			9	3:39	2	3	2	3			2	3	67				
Quarter 2	13	2:31	1	7		2			0	1	0			8	5:29	2	5	1	2			1	2	50				
Quarter 3	8	3:10	1	4	3	4			3	5	60			6	4:50	2	2	3			2	4	50	1				
Quarter 4	10	4:00	1	5	1	2	1	1	1	2	50	3		10	4:00	3	1	4	1	1	1	5	20	1				
Totals	41	14:02	3	22	5	12	1	1	5	12	42	3		33	17:58	4	13	6	12	1	1	6	14	43	2			

Match HUN - CHN														
Possession		Goals (G) / Shots (Sh)						Extra Player Efficiency			DE	EX		
#	Time	AA		X		PS		G	EPS	%		S	N	
74	32:00	7	35	11	24	2	2	11	26	42		5		

Legend:														
#	Number of possessions	%	Efficiency	*	Starting line-up	6m	6 metre direct shot in free throw situation							
6mF	6 metre shot after free throw and movement			A	Action shot	AA	All action shots (A, C, D, 6m, 6mF, CA and CO)							
BL	Blocked shots	C	Centre shot	CA	Counter attack shot	CO	Corner shot							
CP	Centre forward position exclusion			CS	Counter attacking situation exclusion									
DE	Double Exclusion	DS	Driving situation exclusion	EPS	Extra Player Situation	EX	Exclusion (S - with substitution, N - with substitution after 4 min.)							
FP	Field exclusion	G	Goals	M6	Exclusion in 6 metre free throw situation									
P	Penalty Foul	PS	Penalty shot	RB	Rebounds	RC	Red Card							
SP	Sprint (Won/Sprints)	ST	Steals	TF	Turnover Fouls	X	Extra player shot							
							D	Shot in driving situation						
							No.	Number						
							Sh	Shots						
							YC	Yellow Card						



Results

結果 / Résultats

Match 18

ROC 20 - 16 JPN (5:5, 7:3, 6:4, 2:4)

Referees: DESLIERES Marie-Claude (CAN)
WILLIS Dion (RSA)

FINA Delegates: MOLNAR Tamas
ZHAO Qi

Period	ROC - ROC												JPN - Japan															
	Possession		Goals (G) / Shots (Sh)						Extra Player Efficiency			EX			Possession		Goals (G) / Shots (Sh)						Extra Player Efficiency			EX		
	#	Time	AA		X		PS		G	EPS	%	S	N	#	Time	AA		X		PS		G	EPS	%	S	N		
Quarter 1	11	4:16	5	8										12	3:44	2	3	2	4	1	1	2	4	50				
Quarter 2	14	2:48	5	7	2	2			2	2	100			10	5:12		3	3	5			3	5	60				
Quarter 3	11	5:30	4	7	2	3			2	2	100			12	2:30	2	5	2	4		1	2	3	67				
Quarter 4	12	3:06	1	6	1	1			1	1	100	4		12	4:54	2	5	2	6		1	2	5	40				
Totals	48	15:40	15	28	5	6			5	5	100	4		46	16:20	6	16	9	19	1	3	9	17	53				

Match ROC - JPN														
Possession		Goals (G) / Shots (Sh)						Extra Player Efficiency			DE	EX		
#	Time	AA		X		PS		G	EPS	%		S	N	
94	32:00	21	44	14	25	1	3	14	22	64		4		

Legend:																	
#	Number of possessions	%	Efficiency	*	Starting line-up	6m	6 metre direct shot in free throw situation										
6mF	6 metre shot after free throw and movement		A	Action shot		AA	All action shots (A, C, D, 6m, 6mF, CA and CO)										
BL	Blocked shots		C	Centre shot		CA	Counter attack shot										
CP	Centre forward position exclusion		CS	Counter attacking situation exclusion		CO	Corner shot										
DE	Double Exclusion		DS	Driving situation exclusion		EPS	Extra Player Situation		EX	Exclusion (S - with substitution, N - with substitution after 4 min.)					D	Shot in driving situation	
FP	Field exclusion		G	Goals		M6	Exclusion in 6 metre free throw situation		No.	Number					Sh	Shots	
P	Penalty Foul		PS	Penalty shot		RB	Rebounds		RC	Red Card					Sh	Shots	
SP	Sprint (Won/Sprints)		ST	Steals		TF	Turnover Fouls		X	Extra player shot					YC	Yellow Card	



Results

結果 / Résultats

Match 19

NED 16 - 12 CAN

(4:4, 4:3, 3:2, 5:3)

Referees: SEVERO Alessandro (ITA)
PERIS Nenad (CRO)

FINA Delegates: KRIVOKAPIC Milorad
KURODA Katsumi

Period	NED - Netherlands												CAN - Canada															
	Possession		Goals (G) / Shots (Sh)						Extra Player Efficiency			EX			Possession		Goals (G) / Shots (Sh)						Extra Player Efficiency			EX		
	#	Time	AA		X		PS		G	EPS	%	S	N	#	Time	AA		X		PS		G	EPS	%	S	N		
Quarter 1	6	4:23	2	2	1	3	1	1	1	2	50			8	3:37	2	6	2	3			2	2	100				
Quarter 2	8	5:36	2	4	1	1	1	1	1	2	50			8	2:24	2	6	1	1			1	2	50				
Quarter 3	11	4:03	1	4	2	3			2	3	67			9	3:57	1	5	1	2			1	2	50				
Quarter 4	10	3:48	3	5	2	2			2	2	100			9	4:12	3	7		1			0	1	0				
Totals	35	17:50	8	15	6	9	2	2	6	9	67			34	14:10	8	24	4	7			4	7	57				

Match NED - CAN														
Possession		Goals (G) / Shots (Sh)						Extra Player Efficiency			DE	EX		
#	Time	AA		X		PS		G	EPS	%		S	N	
69	32:00	16	39	10	16	2	2	10	16	63				

Legend:																	
#	Number of possessions	%	Efficiency	*	Starting line-up	6m	6 metre direct shot in free throw situation										
6mF	6 metre shot after free throw and movement		A	Action shot		AA	All action shots (A, C, D, 6m, 6mF, CA and CO)										
BL	Blocked shots		C	Centre shot		CA	Counter attack shot										
CP	Centre forward position exclusion		CS	Counter attacking situation exclusion		CO	Corner shot										
DE	Double Exclusion		DS	Driving situation exclusion		EPS	Extra Player Situation		EX	Exclusion (S - with substitution, N - with substitution after 4 min.)					D	Shot in driving situation	
FP	Field exclusion		G	Goals		M6	Exclusion in 6 metre free throw situation		No.	Number							
P	Penalty Foul		PS	Penalty shot		RB	Rebounds		RC	Red Card					Sh	Shots	
SP	Sprint (Won/Sprints)		ST	Steals		TF	Turnover Fouls		X	Extra player shot					YC	Yellow Card	



Results

結果 / Résultats

AUS 14 - 1 RSA

(1:0, 6:1, 4:0, 3:0)

Match 20

Referees: DANERS CHAO Daniel Federico (URU)
CHENG Jeremy (SGP)

FINA Delegates: BALFANBAYEV Alan
BROCHERO Monica

Period	AUS - Australia												RSA - South Africa															
	Possession		Goals (G) / Shots (Sh)						Extra Player Efficiency			EX			Possession		Goals (G) / Shots (Sh)						Extra Player Efficiency			EX		
	#	Time	AA		X		PS		G	EPS	%	S	N	#	Time	AA		X		PS		G	EPS	%	S	N		
Quarter 1	9	2:45	1	5		2			0	2	0			8	5:15		1		1			0	2	0				
Quarter 2	11	4:22	6	8			1							10	3:38		3	1	1			1	1	100				
Quarter 3	10	1:59	1	7	3	3			3	3	100			5	6:01		3		1			0	2	0				
Quarter 4	13	3:35	2	8	1	3		1	1	3	33			8	4:25		2								1			
Totals	43	12:41	10	28	4	8		2	4	8	50			31	19:19		9	1	3			1	5	20	1			

Match AUS - RSA														
Possession		Goals (G) / Shots (Sh)						Extra Player Efficiency			DE	EX		
#	Time	AA		X		PS		G	EPS	%		S	N	
74	32:00	10	37	5	11			2	5	13	38		1	

Legend:														
#	Number of possessions	%	Efficiency	*	Starting line-up	6m	6 metre direct shot in free throw situation							
6mF	6 metre shot after free throw and movement			A	Action shot	AA	All action shots (A, C, D, 6m, 6mF, CA and CO)							
BL	Blocked shots	C	Centre shot	CA	Counter attack shot	CO	Corner shot							
CP	Centre forward position exclusion			CS	Counter attacking situation exclusion									
DE	Double Exclusion	DS	Driving situation exclusion	EPS	Extra Player Situation	EX	Exclusion (S - with substitution, N - with substitution after 4 min.)							
FP	Field exclusion	G	Goals	M6	Exclusion in 6 metre free throw situation	No.	Number							
P	Penalty Foul	PS	Penalty shot	RB	Rebounds	RC	Red Card							
SP	Sprint (Won/Sprints)	ST	Steals	TF	Turnover Fouls	X	Extra player shot							
						YC	Yellow Card							



Results

結果 / Résultats

ESP 11 - 7 CHN (5:2, 4:3, 2:1, 0:1)

Match 21

Referees: DERVIEUX Sebastien (FRA)
GOLDENBERG Michael (USA)

FINA Delegates: KOGANOV Mark
BALFANBAYEV Alan

ESP - Spain (White)

Cap No.	Name	Time Played	Goals/Shots											TF	ST	RB	BL	SP	Personal Fouls																						
			Total	%	A	C	D	X	6m	6mF	PS	CA	CO						CP	FP	DS	M6	CS	DE	P	EX															
*1	ESTER RAMOS Laura	32:00																																							
2	BACH Marta	5:18	1/1	100					1/1													1																			
*3	ESPAR LLAQUET Anna	32:00	1/3	33	1/2										0/1				1		3/4	1																			
*4	ORTIZ Bea	32:00	2/6	33	0/2				2/3	0/1								1		2		1																			
5	RUIZ Elena	5:23																				1																			
6	GONZALEZ LOPEZ Irene	6:41	1/2	50					1/2											1		2																			
*7	ESPAR LLAQUET Clara	4:57																				1																		1	
*8	PENA Pili	25:24	0/1	0					0/1									1																							
9	FORCA ARIZA Judith	19:27	4/7	57	2/3				2/4										1		1	1																			
*10	TARRAGO AYMERICH Roser	27:13	1/5	20	1/5															1	1	1																			
11	GARCIA GODOY Maica	15:50	1/3	33		1/3												1		2		1																			
*12	LEITON ARRONES Paula	17:47	0/2	0			0/1		0/1									3					1																		
Team																																									
Totals			11/30	37	4/12	1/4		6/12	0/1				0/1				5	3	6	3	3/4	11																			1
Cap No.	Goalkeepers		Saves/Shots																																						
*1	ESTER RAMOS Laura		Total	%	A	C	D	X	6m	6mF	PS	CA	CO																												0
Totals			11/18	61	8/11	0/1		3/5				0/1																													0
Timeouts																					0																				
Exclusions with Substitution																					0																				
Exclusions w/Subst after 4 min.																					0																				

Head Coach	OCA GAIA Miguel Angel	YC
Official	VALLS NART Jordi	
Official	ANDREO GABAN Angel Luis	

CHN - China (Blue)

Cap No.	Name	Time Played	Goals/Shots											TF	ST	RB	BL	SP	Personal Fouls																						
			Total	%	A	C	D	X	6m	6mF	PS	CA	CO						CP	FP	DS	M6	CS	DE	P	EX															
*2	WANG Xinyan	24:13	1/3	33	1/2			0/1											2	1	2	2																			
3	MEI Xiaohan	7:17																	1			2	1																	S	
4	XIONG Dunhan	13:37	1/4	25		1/1		0/3									3																								
*5	NIU Guannan	23:42	2/6	33	1/4			1/2														1/4																			
6	ZHAI Ying	9:05	0/3	0	0/2			0/1																																	
7	LU Yiwen	9:24	1/1	100				1/1														2																			
*8	WANG Huan	24:47	1/4	25	1/4																	1																			
*9	DENG Zewen	27:14	1/4	25	0/2				0/1		1/1										1	1																			
10	ZHANG Danyi	5:31																																							
*11	CHEN Xiao	16:56																	1																						
*12	ZHANG Jing	30:14																	2	1			1																		
*13	SHEN Yineng	32:00																																							
Team																	2																								
Totals			7/25	28	3/14	1/1		2/8	0/1			1/1				5	6	2	3	1/4	8	2																			1
Cap No.	Goalkeepers		Saves/Shots																																						
*13	SHEN Yineng		Total	%	A	C	D	X	6m	6mF	PS	CA	CO																											2	
Totals			9/20	45	3/7	1/2		3/9	1/1			1/1																												1	
Timeouts																					2																				
Exclusions with Substitution																					1																				
Exclusions w/Subst after 4 min.																					0																				

Head Coach	POROBIC Petar (MNE)
Official	LI Wenhua
Official	GOMEZ AGUERA Salvador Emilio (ESP)



TUE 3 AUG 2021
Start Time: 15:30

Results

結果 / Résultats

Match 21

ESP 11 - 7 CHN
(5:2, 4:3, 2:1, 0:1)

Referees: DERVIEUX Sebastien (FRA)
GOLDENBERG Michael (USA)

FINA Delegates: KOGANOV Mark
BALFANBAYEV Alan

Period	ESP - Spain												CHN - China															
	Possession		Goals (G) / Shots (Sh)						Extra Player Efficiency			EX			Possession		Goals (G) / Shots (Sh)						Extra Player Efficiency			EX		
	#	Time	AA		X		PS		G	EPS	%	S	N	#	Time	AA		X		PS		G	EPS	%	S	N		
Quarter 1	9	3:54	3	6	2	4			2	3	67			8	4:06	1	3	1	2			1	2	50				
Quarter 2	10	2:59	1	4	3	4			3	3	100			7	5:01	2	4	1	3			1	3	33				
Quarter 3	7	5:05	1	4	1	1			1	1	100			9	2:55		5		1	1	1	0	1	0				
Quarter 4	9	3:44		4		3			0	4	0			7	4:16	1	4		2			0	2	0	1			
Totals	35	15:42	5	18	6	12			6	11	55			31	16:18	4	16	2	8	1	1	2	8	25	1			

Match ESP - CHN														
Possession		Goals (G) / Shots (Sh)						Extra Player Efficiency			DE	EX		
#	Time	AA		X		PS		G	EPS	%		S	N	
66	32:00	9	34	8	20	1	1	8	19	42		1		

Legend:																	
#	Number of possessions	%	Efficiency	*	Starting line-up	6m	6 metre direct shot in free throw situation										
6mF	6 metre shot after free throw and movement		A	Action shot		AA	All action shots (A, C, D, 6m, 6mF, CA and CO)										
BL	Blocked shots		C	Centre shot		CA	Counter attack shot										
CP	Centre forward position exclusion		CS	Counter attacking situation exclusion		CO	Corner shot										
DE	Double Exclusion		DS	Driving situation exclusion		EPS	Extra Player Situation		EX	Exclusion (S - with substitution, N - with substitution after 4 min.)					D	Shot in driving situation	
FP	Field exclusion		G	Goals		M6	Exclusion in 6 metre free throw situation		No.	Number					Sh	Shots	
P	Penalty Foul		PS	Penalty shot		RB	Rebounds		RC	Red Card					Sh	Shots	
SP	Sprint (Won/Sprints)		ST	Steals		TF	Turnover Fouls		X	Extra player shot					YC	Yellow Card	



Results

結果 / Résultats

AUS 8 - 9 ROC

(2:4, 2:2, 2:2, 2:1)

Match 22

Referees: ALEXANDRESCU Adrian (ROU)
BUCH Xevi (ESP)

FINA Delegates: HOEPELMAN Ilija
ZHAO Qi

Period	AUS - Australia												ROC - ROC															
	Possession		Goals (G) / Shots (Sh)						Extra Player Efficiency			EX			Possession		Goals (G) / Shots (Sh)						Extra Player Efficiency			EX		
	#	Time	AA		X		PS		G	EPS	%	S	N	#	Time	AA		X		PS		G	EPS	%	S	N		
Quarter 1	11	5:17	1	4	1	5			1	4	25			13	2:43	3	7	1	1			1	1	100				
Quarter 2	9	2:38	2	6					0	1	0			9	5:22	1	1	1	2	1	1	1	3	33				
Quarter 3	8	5:04	1	6	1	1			1	2	50			10	2:56	2	6		1			0	1	0				
Quarter 4	10	3:36	1	9	1	1			1	1	100			9	4:24			1	2		1	1	3	33				
Totals	38	16:35	5	25	3	7			3	8	38			41	15:25	5	14	3	6	1	2	3	8	38				

Match AUS - ROC															
Possession		Goals (G) / Shots (Sh)						Extra Player Efficiency			DE	EX			
#	Time	AA		X		PS		G	EPS	%		S	N		
79	32:00	10	39	6	13	1	2	6	16	38					

Legend:															
#	Number of possessions	%	Efficiency	*	Starting line-up	6m	6 metre direct shot in free throw situation								
6mF	6 metre shot after free throw and movement			A	Action shot	AA	All action shots (A, C, D, 6mF, CA and CO)								
BL	Blocked shots	C	Centre shot	CA	Counter attack shot	CO	Corner shot								
CP	Centre forward position exclusion			CS	Counter attacking situation exclusion										
DE	Double Exclusion	DS	Driving situation exclusion	EPS	Extra Player Situation	EX	Exclusion (S - with substitution, N - with substitution after 4 min.)								
FP	Field exclusion	G	Goals	M6	Exclusion in 6 metre free throw situation										
P	Penalty Foul	PS	Penalty shot	RB	Rebounds	RC	Red Card								
SP	Sprint (Won/Sprints)	ST	Steals	TF	Turnover Fouls	X	Extra player shot								
							D	Shot in driving situation							
							No.	Number							
							Sh	Shots							
							YC	Yellow Card							



TUE 3 AUG 2021
Start Time: 18:20

Results

結果 / Résultats

NED 11 - 14 HUN

(3:4, 4:4, 2:2, 2:4)

Match 23

Referees: PERIS Nenad (CRO)
SEVERO Alessandro (ITA)

FINA Delegates: SHAW William
BROCHERO Monica

Period	NED - Netherlands												HUN - Hungary															
	Possession		Goals (G) / Shots (Sh)						Extra Player Efficiency			EX			Possession		Goals (G) / Shots (Sh)						Extra Player Efficiency			EX		
	#	Time	AA		X		PS		G	EPS	%	S	N	#	Time	AA		X		PS		G	EPS	%	S	N		
Quarter 1	7	4:18	1	3	1	2	1	1	1	2	50			11	3:42	2	5	2	2			2	2	100				
Quarter 2	10	3:33		4	2	3	2	2	2	3	67			10	4:27	1	3	3	3			3	3	100				
Quarter 3	9	3:13		3	1	4	1	1	1	4	25			7	4:47	1	3	1	2			1	4	25				
Quarter 4	9	3:12	2	5		3			0	3	0	3		10	4:48		3	4	5			4	5	80	1			
Totals	35	14:16	3	15	4	12	4	4	4	12	33	3		38	17:44	4	14	10	12			10	14	71	1			

Match NED - HUN														
Possession		Goals (G) / Shots (Sh)						Extra Player Efficiency			DE	EX		
#	Time	AA		X		PS		G	EPS	%		S	N	
73	32:00	7	29	14	24	4	4	14	26	54	2	4		

Legend:															
#	Number of possessions	%	Efficiency	*	Starting line-up	6m	6 metre direct shot in free throw situation								
6mF	6 metre shot after free throw and movement				A	Action shot	AA	All action shots (A, C, D, 6m, 6mF, CA and CO)							
BL	Blocked shots	C	Centre shot	CA	Counter attack shot	CO	Corner shot								
CP	Centre forward position exclusion				CS	Counter attacking situation exclusion									
DE	Double Exclusion	DS	Driving situation exclusion	EPS	Extra Player Situation	EX	Exclusion (S - with substitution, N - with substitution after 4 min.)								
FP	Field exclusion	G	Goals	M6	Exclusion in 6 metre free throw situation				D	Shot in driving situation					
P	Penalty Foul	PS	Penalty shot	RB	Rebounds	RC	Red Card				No.	Number			
SP	Sprint (Won/Sprints)	ST	Steals	TF	Turnover Fouls	X	Extra player shot				Sh	Shots			
											YC	Yellow Card			



Results

結果 / Résultats

Match 24

CAN 5 - 16 USA (1:7, 2:4, 0:0, 2:5)

Referees: TSUZAKI Asumi (JPN)
STAVRIDIS Georgios (GRE)

FINA Delegates: KEMAN Wim
BEBIC Milivoj

Period	CAN - Canada												USA - United States															
	Possession		Goals (G) / Shots (Sh)						Extra Player Efficiency			EX			Possession		Goals (G) / Shots (Sh)						Extra Player Efficiency			EX		
	#	Time	AA		X		PS		G	EPS	%	S	N	#	Time	AA		X		PS		G	EPS	%	S	N		
Quarter 1	9	4:03		9	1	1			1	1	100			10	3:57	4	5	1	3	2	2	1	3	33				
Quarter 2	12	4:14	1	7	1	4			1	3	33			11	3:46	3	6	1	1			1	1	100				
Quarter 3	9	3:01		6					0	1	0			7	4:59		5		1				0	2	0			
Quarter 4	7	5:21	1	6	1	1			1	1	100	1		9	2:39	2	4	3	3			3	3	100				
Totals	37	16:39	2	28	3	6			3	6	50	1		37	15:21	9	20	5	8	2	2	5	9	56				

Match CAN - USA														
Possession		Goals (G) / Shots (Sh)						Extra Player Efficiency			DE	EX		
#	Time	AA		X		PS		G	EPS	%		S	N	
74	32:00	11	48	8	14	2	2	8	15	53		1		

Legend:														
#	Number of possessions	%	Efficiency	*	Starting line-up	6m	6 metre direct shot in free throw situation							
6mF	6 metre shot after free throw and movement			A	Action shot	AA	All action shots (A, C, D, 6m, 6mF, CA and CO)							
BL	Blocked shots	C	Centre shot	CA	Counter attack shot	CO	Corner shot							
CP	Centre forward position exclusion			CS	Counter attacking situation exclusion									
DE	Double Exclusion	DS	Driving situation exclusion	EPS	Extra Player Situation	EX	Exclusion (S - with substitution, N - with substitution after 4 min.)							
FP	Field exclusion	G	Goals	M6	Exclusion in 6 metre free throw situation									
P	Penalty Foul	PS	Penalty shot	RB	Rebounds	RC	Red Card							
SP	Sprint (Won/Sprints)	ST	Steals	TF	Turnover Fouls	X	Extra player shot							
							D	Shot in driving situation						
							No.	Number						
							Sh	Shots						
							YC	Yellow Card						



Results

結果 / Résultats

Match 25

CHN 6 - 13 NED
(0:1, 2:5, 1:2, 3:5)

Referees: SALNICHENKO Viktor (KAZ)
KUN Gyorgy (HUN)

FINA Delegates: SHAW William
PAPAZIAN Richard

Period	CHN - China												NED - Netherlands															
	Possession		Goals (G) / Shots (Sh)						Extra Player Efficiency			EX			Possession		Goals (G) / Shots (Sh)						Extra Player Efficiency			EX		
	#	Time	AA		X		PS		G	EPS	%	S	N	#	Time	AA		X		PS		G	EPS	%	S	N		
Quarter 1	8	4:54		7			1	0	1	0			10	3:06	1	5					0	1	0					
Quarter 2	9	4:10	2	5		2		0	2	0			11	3:50	4	5	1	3			1	3	33					
Quarter 3	9	3:41	1	9		1		0	1	0			8	4:19	2	3					0	1	0					
Quarter 4	9	4:19	2	8	1	1		1	1	100	1		11	3:41	3	5	1	1	1	1	1	2	50					
Totals	35	17:04	5	29	1	4		1	5	20	1		40	14:56	10	18	2	4	1	1	2	7	29					

Match CHN - NED														
Possession		Goals (G) / Shots (Sh)						Extra Player Efficiency			DE	EX		
#	Time	AA		X		PS		G	EPS	%		S	N	
75	32:00	15	47	3	8	1	2	3	12	25		1		

Legend:														
#	Number of possessions	%	Efficiency	*	Starting line-up	6m	6 metre direct shot in free throw situation							
6mF	6 metre shot after free throw and movement			A	Action shot	AA	All action shots (A, C, D, 6mF, CA and CO)							
BL	Blocked shots	C	Centre shot	CA	Counter attack shot	CO	Corner shot							
CP	Centre forward position exclusion			CS	Counter attacking situation exclusion									
DE	Double Exclusion	DS	Driving situation exclusion	EPS	Extra Player Situation			EX	Exclusion (S - with substitution, N - with substitution after 4 min.)					
FP	Field exclusion	G	Goals	M6	Exclusion in 6 metre free throw situation									
P	Penalty Foul	PS	Penalty shot	RB	Rebounds			RC	Red Card			No.	Number	
SP	Sprint (Won/Sprints)			ST	Steals			TF	Turnover Fouls			Sh	Shots	
								X	Extra player shot			YC	Yellow Card	



Results

結果 / Résultats

Match 26

AUS 14 - 12 CAN (2:3, 3:2, 3:3, 2:2) (PSO 4:2)

Referees: WENGENROTH MARTINELLI Ursula (SUI)
SEVERO Alessandro (ITA)

FINA Delegates: HOEPELMAN Ilija
ZHAO Qi

AUS - Australia (White)

Cap No.	Name	Time Played	Goals/Shots											TF	ST	RB	BL	SP	Personal Fouls									
			Total	%	A	C	D	X	6m	6mF	PS	CA	CO						CP	FP	DS	M6	CS	DE	P	EX		
*1	YANITSAS Lea	32:00															1											
*2	GOFERS Keesja	17:45	1/1	100	1/1											0/1	2	2			0/1							
*3	BUCKLING Hannah	16:15	0/4	0	0/3									0/1			1	1			2							
*4	HALLIGAN Bronte	30:14	0/4	0	0/2			0/2									2	2	1									
5	ARMIT Elle	16:20															2		2									
*6	KNOX Bronwen	23:50	2/3	67	2/2			0/1									1	3			1							
*7	WEBSTER Rowie	19:45	1/3	33	0/2	1/1													1	1								
8	RIDGE Amy	14:02	1/4	25	1/1			0/2							0/1					2/2	2							
*9	ARANCINI Zoe	25:40	5/7	71	1/2		1/1	3/4									1	1	1	1								
10	MIHAILOVIC Lena	4:48														0/1					0/1							
11	KEARNS Matilda	11:14																			2	1						S
12	ANDREWS Abby	12:07	0/1	0				0/1												1								
Team																												
Totals			10/27	37	5/13	1/1	1/1	3/10						0/2		10	10	9	4	2/4	7	1					1	
Cap No.	Goalkeepers	Time Played	Saves/Shots											Timeouts														
			Total	%	A	C	D	X	6m	6mF	PS	CA	CO															
*1	YANITSAS Lea	11:21	52	7/12	0/1	0/1	3/6					1/1																
Totals			11/21	52	7/12	0/1	0/1	3/6				1/1																
																Exclusions with Substitution				1								
																Exclusions w/Subst after 4 min.				0								

Head Coach	COACH
Official	RIPPON Rebecca
Official	DAMJANOVIC Dusan

CAN - Canada (Blue)

Cap No.	Name	Time Played	Goals/Shots											TF	ST	RB	BL	SP	Personal Fouls								
			Total	%	A	C	D	X	6m	6mF	PS	CA	CO						CP	FP	DS	M6	CS	DE	P	EX	
2	McKEE Kelly	12:55	0/1	0	0/1												1				1						
3	CREVIER Axelle	17:24	1/5	20	1/3			0/2									1	1	1								
*4	WRIGHT Emma	24:08	2/2	100		1/1		1/1									1	1									
*5	EGGENS Monika	21:29	2/2	100	1/1			1/1												2	2						
6	SOHI Gurpreet	8:21	0/4	0	0/3			0/1																	2		
7	BEKHAZI Joelle	14:03	0/2	0				0/1					0/1														
*8	LEMAY-LAVOIE Elyse	11:55															2				1						
9	McKELVEY Hayley	16:55	2/3	67	1/2		1/1											2							1		
*10	CHRISTMAS Kyra	27:08	1/5	20	0/2			1/2				0/1							1	1	2/4	1					
*11	PAUL Kindred	16:26	0/2	0	0/2														1	1	1						
*12	la ROCHE Shae	21:16	2/2	100	2/2												2		2								
*13	WRIGHT Claire	32:00	0/1	0	0/1																						
Team																											
Totals			10/29	34	5/17	1/1	1/1	3/8						0/2		4	7	3	6	2/4	5	1				3	
Cap No.	Goalkeepers	Time Played	Saves/Shots											Timeouts													
			Total	%	A	C	D	X	6m	6mF	PS	CA	CO														
*13	WRIGHT Claire	6/16	38	4/9	0/1	0/1	1/4					1/1															
Totals			6/16	38	4/9	0/1	0/1	1/4				1/1															
																Exclusions with Substitution				0							
																Exclusions w/Subst after 4 min.				0							

Head Coach	PARADELO David
Official	CAMPBELL Cora



THU 5 AUG 2021
Start Time: 18:20

Results

結果 / Résultats

AUS 14 - 12 CAN
(2:3, 3:2, 3:3, 2:2) (PSO 4:2)

Match 26

Referees: WENGENROTH MARTINELLI Ursula (SUI)
SEVERO Alessandro (ITA)

FINA Delegates: HOEPELMAN Ilija
ZHAO Qi

Penalty Shoot Out

Team: **AUS - Australia**

Team: **CAN - Canada**

Goalkeeper: 1 YANITSAS Lea

Goalkeeper: 13 WRIGHT Claire

Cap No.	Player	Goals	Total
9	ARANCINI Zoe	Goal	1 - 1
8	RIDGE Amy	Goal	2 - 1
3	BUCKLING Hannah	Goal	3 - 2
2	GOFERS Keesja	Goal	4 - 2

Cap No.	Player	Goals	Total
9	McKELVEY Hayley	Goal	0 - 1
10	CHRISTMAS Kyra	Post	1 - 1
3	CREVIER Axelle	Goal	2 - 2
4	WRIGHT Emma	Saved	3 - 2

	AUS - Australia													CAN - Canada															
	Possession		Goals (G) / Shots (Sh)						Extra Player Efficiency			EX		Possession		Goals (G) / Shots (Sh)						Extra Player Efficiency			EX				
	#	Time	AA	X	PS	G	Sh	G	Sh	G	Sh	%	S	N	#	Time	AA	X	PS	G	Sh	G	Sh	G	Sh	%	S	N	
Quarter 1	8	3:21	1	4	1	2				1	2	50			7	4:39	3	5		3					0	3	0		
Quarter 2	14	3:01	3	5		2				0	2	0			8	4:59	1	4	1	3					1	2	50		
Quarter 3	12	3:21	2	4	1	5				1	3	33			9	4:39	2	6	1	1					1	1	100		
Quarter 4	7	4:07	1	4	1	1				1	1	100	1		8	3:53	1	6	1	1					1	1	100		
PSO						4	4													2	4								
Totals	41	13:50	7	17	3	10	4	4		3	8	38	1		32	18:10	7	21	3	8	2	4		3	7	43			

Match AUS - CAN														
Possession		Goals (G) / Shots (Sh)						Extra Player Efficiency			DE	EX		
#	Time	AA	X	PS	G	Sh	G	Sh	G	Sh		%	S	N
73	32:00	14	38	6	18	6	8	6	8	6	15	40		1

Legend:																	
#	Number of possessions	%	Efficiency	*	Starting line-up	6m	6 metre direct shot in free throw situation										
6mF	6 metre shot after free throw and movement				A	Action shot	AA	All action shots (A, C, D, 6m, 6mF, CA and CO)									
BL	Blocked shots	C	Centre shot	CA	Counter attack shot	CO	Corner shot										
CP	Centre forward position exclusion				CS	Counter attacking situation exclusion	D	Shot in driving situation									
DE	Double Exclusion				DS	Driving situation exclusion	EPS	Extra Player Situation				EX	Exclusion (S - with substitution, N - with substitution after 4 min.)				
FP	Field exclusion				G	Goals	M6	Exclusion in 6 metre free throw situation				No.	Number				
P	Penalty Foul				PS	Penalty shot	PSO	Penalty Shoot Out				RB	Rebounds				
Sh	Shots				SP	Sprint (Won/Sprints)	ST	Steals				TF	Turnover Fouls				
													X	Extra player shot			



THU 5 AUG 2021

Start Time: 19:50

Results

結果 / Résultats

ESP 8 - 6 HUN

(2:0, 3:2, 3:2, 0:2)

Match 27

Referees: PERIS Nenad (CRO)
PUTNIKOVIC Vojin (SRB)

FINA Delegates: KEMAN Wim
BALFANBAYEV Alan

ESP - Spain (White)

Cap No.	Name	Time Played	Goals/Shots										TF	ST	RB	BL	SP	Personal Fouls																					
			Total	%	A	C	D	X	6m	6mF	PS	CA						CO	CP	FP	DS	M6	CS	DE	P	EX													
*1	ESTER RAMOS Laura	32:00																																					
2	BACH Marta	8:39																		1	1				1														
*3	ESPAR LLAQUET Anna	31:38	3/9	33	3/6				0/3										1	4	1	0/2					1												
*4	ORTIZ Bea	23:13	1/5	20	1/4				0/1											1	1	0/1	2									1		S					
5	RUIZ Elena	18:09	2/5	40	2/5															1			2																
6	GONZALEZ LOPEZ Irene	5:33	0/1	0	0/1																	1																	
*7	ESPAR LLAQUET Clara	0:52																				1																	
*8	PENA Pili	26:27																		2	1							1											
9	FORCA ARIZA Judith	17:36	1/4	25	1/3				0/1																														
*10	TARRAGO AYMERICH Roser	12:46	0/5	0	0/4				0/1										1	1	1	0/1	1																
11	GARCIA GODOY Maica	22:51	1/5	20	0/2	0/2			1/1										1		2						1												
*12	LEITON ARRONES Paula	24:16	0/2	0		0/1			0/1												1	1																	
Team																																							
Totals			8/36	22	7/25	0/3			1/8										2	4	10	6	0/4	8					4				1		1				
Cap No.	Goalkeepers	Time Played	Saves/Shots										Timeouts		Exclusions with Substitution		Exclusions w/Subst after 4 min.																						
			Total	%	A	C	D	X	6m	6mF	PS	CA	CO																										
*1	ESTER RAMOS Laura	9:15	60	4/6	1/2				3/5					0/1	1/1																						0	1	0
Totals			9/15	60	4/6	1/2			3/5						0/1	1/1																							

Head Coach	OCA GAIA Miguel Angel	YC
Official	VALLS NART Jordi	
Official	ANDREO GABAN Angel Luis	

HUN - Hungary (Blue)

Cap No.	Name	Time Played	Goals/Shots										TF	ST	RB	BL	SP	Personal Fouls																					
			Total	%	A	C	D	X	6m	6mF	PS	CA						CO	CP	FP	DS	M6	CS	DE	P	EX													
*2	SZILAGYI Dorottya	25:05	3/8	38	1/4				1/3				1/1							2	1																		
*3	VALYI Vanda	21:38	1/4	25	0/1				1/2					0/1							1	4/4	1																
4	GURISATTI Greta	26:51	0/3	0	0/1	0/1			0/1										1																				
*5	SZUCS Gabriella	2:02																					2																
*6	PARKES Rebecca	19:33																	2	2	3																		
7	ILLES Anna	17:43	1/5	20	1/5																		2																
*8	KESZTHELYI Rita	29:13	1/5	20	0/2	1/1				0/1					0/1				2		1		1																
9	LEIMETER Dora	17:00	0/3	0	0/2				0/1										1																				
10	GYONGYOSSY Aniko	12:14																	1				1																
11	RYBANSKA Natasa	9:50																		1																			
*12	GARDA Krisztina	10:51	0/3	0	0/2				0/1												2	1		2															
*13	MAGYARI Alda	32:00	0/1	0	0/1																																		
Team																																							
Totals			6/32	19	2/18	1/2			2/8	0/1				1/1	0/2				6	2	6	7	4/4	9															
Cap No.	Goalkeepers	Time Played	Saves/Shots										Timeouts		Exclusions with Substitution		Exclusions w/Subst after 4 min.																						
			Total	%	A	C	D	X	6m	6mF	PS	CA	CO																										
*13	MAGYARI Alda	9:17	53	5/12	2/2				2/3																												2	0	0
Totals			9/17	53	5/12	2/2			2/3																														

Head Coach	BIRO Attila	YC
Official	TOTH Laszlo	
Official	ATS Bertalan Ferenc	



THU 5 AUG 2021
Start Time: 19:50

Results

結果 / Résultats

ESP 8 - 6 HUN
(2:0, 3:2, 3:2, 0:2)

Match 27

Referees: PERIS Nenad (CRO)
PUTNIKOVIC Vojin (SRB)

FINA Delegates: KEMAN Wim
BALFANBAYEV Alan

Period	ESP - Spain												HUN - Hungary															
	Possession		Goals (G) / Shots (Sh)						Extra Player Efficiency			EX			Possession		Goals (G) / Shots (Sh)						Extra Player Efficiency			EX		
	#	Time	AA		X		PS		G	EPS	%	S	N	#	Time	AA		X		PS		G	EPS	%	S	N		
Quarter 1	12	2:35	2	6		1			0	1	0			10	5:25		6		3			0	3	0				
Quarter 2	12	5:10	3	10		1			0	1	0			15	2:50	2	6		1			0	3	0				
Quarter 3	10	2:34	2	6	1	3			1	2	50			8	5:26		5	1	2	1	1	1	3	33				
Quarter 4	10	4:05		6		3			0	2	0	1		9	3:55	1	6	1	2			1	2	50				
Totals	44	14:24	7	28	1	8			1	6	17	1		42	17:36	3	23	2	8	1	1	2	11	18				

Match ESP - HUN														
Possession		Goals (G) / Shots (Sh)						Extra Player Efficiency			DE	EX		
#	Time	AA		X		PS		G	EPS	%		S	N	
86	32:00	10	51	3	16	1	1	3	17	18		1		

Legend:														
#	Number of possessions	%	Efficiency	*	Starting line-up	6m	6 metre direct shot in free throw situation							
6mF	6 metre shot after free throw and movement			A	Action shot	AA	All action shots (A, C, D, 6m, 6mF, CA and CO)							
BL	Blocked shots	C	Centre shot	CA	Counter attack shot	CO	Corner shot							
CP	Centre forward position exclusion			CS	Counter attacking situation exclusion									
DE	Double Exclusion	DS	Driving situation exclusion	EPS	Extra Player Situation	EX	Exclusion (S - with substitution, N - with substitution after 4 min.)							
FP	Field exclusion	G	Goals	M6	Exclusion in 6 metre free throw situation									
P	Penalty Foul	PS	Penalty shot	RB	Rebounds	RC	Red Card							
SP	Sprint (Won/Sprints)	ST	Steals	TF	Turnover Fouls	X	Extra player shot							
							D	Shot in driving situation						
							No.	Number						
							Sh	Shots						
							YC	Yellow Card						



THU 5 AUG 2021
Start Time: 15:30

Results

結果 / Résultats

Match 28

ROC 11 - 15 USA (3:2, 4:4, 2:5, 2:4)

Referees: IVANOVSKI Stanko (MNE)
WILLIS Dion (RSA)

FINA Delegates: KOGANOV Mark
BEBIC Milivoj

Period	ROC - ROC												USA - United States															
	Possession		Goals (G) / Shots (Sh)						Extra Player Efficiency			EX			Possession		Goals (G) / Shots (Sh)						Extra Player Efficiency			EX		
	#	Time	AA		X		PS		G	EPS	%	S	N	#	Time	AA		X		PS		G	EPS	%	S	N		
Quarter 1	12	3:44	2	6	1	1			1	2	50			13	4:16		6	2	4			2	3	67				
Quarter 2	13	3:59	2	7	2	3			2	3	67	1		14	4:01	2	5	1	4	1	1	1	3	33				
Quarter 3	8	3:22	1	4	1	2			1	2	50	1		11	4:38	3	5	2	6			2	4	50				
Quarter 4	9	3:49		5	2	4			2	4	50			8	4:11	3	6	1	1			1	1	100				
Totals	42	14:54	5	22	6	10			6	11	55	2		46	17:06	8	22	6	15	1	1	6	11	55				

Match ROC - USA														
Possession		Goals (G) / Shots (Sh)						Extra Player Efficiency			DE	EX		
#	Time	AA		X		PS		G	EPS	%		S	N	
88	32:00	13	44	12	25	1	1	12	22	55		2		

Legend:														
#	Number of possessions	%	Efficiency	*	Starting line-up	6m	6 metre direct shot in free throw situation							
6mF	6 metre shot after free throw and movement			A	Action shot	AA	All action shots (A, C, D, 6mF, CA and CO)							
BL	Blocked shots	C	Centre shot	CA	Counter attack shot	CO	Corner shot							
CP	Centre forward position exclusion			CS	Counter attacking situation exclusion									
DE	Double Exclusion	DS	Driving situation exclusion	EPS	Extra Player Situation	EX	Exclusion (S - with substitution, N - with substitution after 4 min.)							
FP	Field exclusion	G	Goals	M6	Exclusion in 6 metre free throw situation									
P	Penalty Foul	PS	Penalty shot	RB	Rebounds	RC	Red Card							
SP	Sprint (Won/Sprints)	ST	Steals	TF	Turnover Fouls	X	Extra player shot							
							D	Shot in driving situation						
							No.	Number						
							Sh	Shots						
							YC	Yellow Card						



SAT 7 AUG 2021
Start Time: 9:30

Results

結果 / Résultats

Match 29

CHN 7 - 16 CAN
(3:4, 2:5, 1:4, 1:3)

Referees: JOHNSON Nicola (AUS)
TSUZAKI Asumi (JPN)

FINA Delegates: SHARONOV Evgeny
PAPAZIAN Richard

Period	CHN - China												CAN - Canada															
	Possession		Goals (G) / Shots (Sh)						Extra Player Efficiency			EX			Possession		Goals (G) / Shots (Sh)						Extra Player Efficiency			EX		
	#	Time	AA		X		PS		G	EPS	%	S	N	#	Time	AA		X		PS		G	EPS	%	S	N		
Quarter 1	9	4:13	1	3	1	3	1	1	1	3	33			13	3:47	3	5	1	4			1	4	25				
Quarter 2	9	4:14	2	5		2			0	2	0			14	3:46	3	7	1	3	1	1	1	3	33				
Quarter 3	10	5:04		3	1	2			1	3	33	1		12	2:56	4	7		2			0	2	0				
Quarter 4	10	3:01		4	1	5			1	4	25	1		8	4:59	1	4	2	3			2	3	67	1			
Totals	38	16:32	3	15	3	12	1	1	3	12	25	2		47	15:28	11	23	4	12	1	1	4	12	33	1			

Match CHN - CAN														
Possession		Goals (G) / Shots (Sh)						Extra Player Efficiency			DE	EX		
#	Time	AA		X		PS		G	EPS	%		S	N	
85	32:00	14	38	7	24	2	2	7	24	29		3		

Legend:																		
#	Number of possessions	%	Efficiency	*	Starting line-up	6m	6 metre direct shot in free throw situation											
6mF	6 metre shot after free throw and movement			A	Action shot	AA	All action shots (A, C, D, 6m, 6mF, CA and CO)											
BL	Blocked shots	C	Centre shot	CA	Counter attack shot	CO	Corner shot											
CP	Centre forward position exclusion			CS	Counter attacking situation exclusion													
DE	Double Exclusion	DS	Driving situation exclusion	EPS	Extra Player Situation													
FP	Field exclusion	G	Goals	M6	Exclusion in 6 metre free throw situation													
P	Penalty Foul	PS	Penalty shot	RB	Rebounds			RC	Red Card			No.	Number					
SP	Sprint (Won/Sprints)			ST	Steals			TF	Turnover Fouls			X	Extra player shot			YC	Yellow Card	



SAT 7 AUG 2021
Start Time: 11:00

Results

結果 / Résultats

NED 7 - 14 AUS

(1:5, 1:3, 2:3, 3:3)

Match 30

Referees: BUCH Xevi (ESP)
WILLIS Dion (RSA)

FINA Delegates: PINKER Guy
BROCHERO Monica

	NED - Netherlands												AUS - Australia															
	Possession		Goals (G) / Shots (Sh)						Extra Player Efficiency			EX			Possession		Goals (G) / Shots (Sh)						Extra Player Efficiency			EX		
			AA		X		PS		G	EPS	%	S	N	AA			X		PS		G	EPS	%	S	N			
Period	#	Time	G	Sh	G	Sh	G	Sh	G	EPS	%	S	N	#	Time	G	Sh	G	Sh	G	Sh	G	EPS	%	S	N		
Quarter 1	9	5:06	1	6		1				0	1	0			13	2:54	4	8	1	3			1	2	50			
Quarter 2	6	5:25		4		1	1	1		0	2	0			8	2:35	2	6	1	1			1	1	100			
Quarter 3	12	3:45	1	8		1	1	1		0	2	0			10	4:15	2	7	1	1			1	1	100			
Quarter 4	8	2:39	2	6	1	2				1	2	50			8	5:21	2	4	1	2			1	2	50			
Totals	35	16:55	4	24	1	5	2	2		1	7	14			39	15:05	10	25	4	7			4	6	67			

Match NED - AUS														
Possession		Goals (G) / Shots (Sh)						Extra Player Efficiency			DE	EX		
		AA		X		PS		G	EPS	%		S	N	
#	Time	G	Sh	G	Sh	G	Sh	G	EPS	%		S	N	
74	32:00	14	49	5	12	2	2	2	5	13	38			

Legend:															
#	Number of possessions	%	Efficiency	*	Starting line-up	6m	6 metre direct shot in free throw situation								
6mF	6 metre shot after free throw and movement				A	Action shot	AA	All action shots (A, C, D, 6m, 6mF, CA and CO)							
BL	Blocked shots	C	Centre shot	CA	Counter attack shot	CO	Corner shot								
CP	Centre forward position exclusion				CS	Counter attacking situation exclusion									
DE	Double Exclusion	DS	Driving situation exclusion	EPS	Extra Player Situation	EX	Exclusion (S - with substitution, N - with substitution after 4 min.)								
FP	Field exclusion	G	Goals	M6	Exclusion in 6 metre free throw situation				D	Shot in driving situation					
P	Penalty Foul	PS	Penalty shot	RB	Rebounds	RC	Red Card		No.	Number					
SP	Sprint (Won/Sprints)	ST	Steals	TF	Turnover Fouls	X	Extra player shot		Sh	Shots					
									YC	Yellow Card					



SAT 7 AUG 2021
Start Time: 13:40

Results

結果 / Résultats

HUN 11 - 9 ROC

(2:2, 5:3, 0:3, 4:1)

Match 31

Referees: STAVRIDIS Georgios (GRE)
OHME Frank (GER)

FINA Delegates: SHAW William
KURODA Katsumi

Period	HUN - Hungary												ROC - ROC															
	Possession		Goals (G) / Shots (Sh)						Extra Player Efficiency			EX			Possession		Goals (G) / Shots (Sh)						Extra Player Efficiency			EX		
	#	Time	AA		X		PS		G	EPS	%	S	N	#	Time	AA		X		PS		G	EPS	%	S	N		
Quarter 1	13	3:37	1	4	1	3			1	3	33			10	4:23	1	4	1	4			1	3	33				
Quarter 2	9	4:28	2	3	3	3			3	3	100			10	3:32	2	6	1	3			1	3	33				
Quarter 3	7	5:55		3		2			0	2	0			9	2:05	1	5	1	1	1	1	1	2	50	1			
Quarter 4	8	5:24	2	4	2	3			2	3	67	1		10	2:36		4	1	3			1	3	33				
Totals	37	19:24	5	14	6	11			6	11	55	1		39	12:36	4	19	4	11	1	1	4	11	36	1			

Match HUN - ROC														
Possession		Goals (G) / Shots (Sh)						Extra Player Efficiency			DE	EX		
#	Time	AA		X		PS		G	EPS	%		S	N	
76	32:00	9	33	10	22	1	1	10	22	45	2	2		

Legend:														
#	Number of possessions	%	Efficiency	*	Starting line-up	6m	6 metre direct shot in free throw situation							
6mF	6 metre shot after free throw and movement			A	Action shot	AA	All action shots (A, C, D, 6m, 6mF, CA and CO)							
BL	Blocked shots	C	Centre shot	CA	Counter attack shot	CO	Corner shot							
CP	Centre forward position exclusion			CS	Counter attacking situation exclusion									
DE	Double Exclusion	DS	Driving situation exclusion	EPS	Extra Player Situation	EX	Exclusion (S - with substitution, N - with substitution after 4 min.)							
FP	Field exclusion	G	Goals	M6	Exclusion in 6 metre free throw situation									
P	Penalty Foul	PS	Penalty shot	RB	Rebounds	RC	Red Card							
SP	Sprint (Won/Sprints)	ST	Steals	TF	Turnover Fouls	X	Extra player shot							
							D	Shot in driving situation						
							No.	Number						
							Sh	Shots						
							YC	Yellow Card						



SAT 7 AUG 2021
 Start Time: 16:30

Results

結果 / Résultats

Match 32

ESP 5 - 14 USA
 (1:4, 3:3, 0:5, 1:2)

Referees: PERIS Nenad (CRO)
 DERVIEUX Sebastien (FRA)

FINA Delegates: KOGANOV Mark
 KEMAN Wim

ESP - Spain (White)

Cap No.	Name	Time Played	Goals/Shots											TF	ST	RB	BL	SP	Personal Fouls										
			Total	%	A	C	D	X	6m	6mF	PS	CA	CO						CP	FP	DS	M6	CS	DE	P	EX			
*1	ESTER RAMOS Laura	29:25																											
2	BACH Marta	6:32																											
*3	ESPAR LLAQUET Anna	31:17	0/4	0	0/4													1	1	1		0/3	1						
*4	ORTIZ Bea	27:48	1/5	20	0/1				1/4												1		1						
5	RUIZ Elena	14:48	1/6	17	1/5				0/1									1		1			1						
*6	GONZALEZ LOPEZ Irene	6:59	0/1	0	0/1																								
*8	PENA Pili	22:00																	1		1					1			
9	FORCA ARIZA Judith	16:09	0/7	0	0/4				0/3											1			2						
*10	TARRAGO AYMERICH Roser	18:40	1/4	25	0/1				1/3										1		1	1/1	1	1		1		S	
11	GARCIA GODOY Maica	21:55	2/4	50		2/3			0/1									1		1	1		1				1		
*12	LEITON ARRONES Paula	25:52	0/1	0					0/1									2	1		1					1			
13	SANCHEZ GONZALEZ Maria Elena	2:35																											
Team																		1											
Totals			5/32	16	1/16	2/3			2/13									5	4	4	6	1/4	9	2	2	2		1	1
Cap No.	Goalkeepers	Time Played	Saves/Shots											TF	ST	RB	BL	SP	Personal Fouls										
			Total	%	A	C	D	X	6m	6mF	PS	CA	CO						CP	FP	DS	M6	CS	DE	P	EX			
*1	ESTER RAMOS Laura	3:16	19	1/5	2/2				0/8					0/1															
13	SANCHEZ GONZALEZ Maria Elena	1/2	50		0/1				1/1																				
Totals			4/18	22	1/5	2/3			0/8	1/1				0/1															

Timeouts	2
Exclusions with Substitution	1
Exclusions w/Subst after 4 min.	0

Head Coach	OCA GAIA Miguel Angel
Official	VALLS NART Jordi
Official	ANDREO GABAN Angel Luis

USA - United States (Blue)

Cap No.	Name	Time Played	Goals/Shots											TF	ST	RB	BL	SP	Personal Fouls										
			Total	%	A	C	D	X	6m	6mF	PS	CA	CO						CP	FP	DS	M6	CS	DE	P	EX			
*1	JOHNSON Ashleigh	29:25																											
*2	MUSSELMAN Madeline	30:39	3/7	43	0/2	0/1			3/3	0/1								1	1	3	1								
3	SEIDEMANN Melissa	13:56	1/2	50	0/1	1/1												1					2						
*4	FATTAL Rachel	32:00	1/2	50	1/2															2	1	3/4	1						
5	HAUSCHILD Paige	10:48																					2	1				S	
*6	STEFFENS Margaret	22:26	1/3	33	1/3														1	1	2		2						
7	HARALABIDIS Stephanie	5:54	1/1	100									1/1																
*9	FISCHER Aria	24:30	2/3	67		0/1			2/2									1		2	3				1				
10	GILCHRIST Kaleigh	17:42	2/3	67	1/1	0/1			1/1											1	1		1	1		1		S	
*11	FISCHER Makenzie	17:01	1/3	33					1/3											1			1	1					
*12	WILLIAMS Alys	17:04	2/2	100	1/1				1/1												1		3					S	
13	LONGAN Amanda	2:35																											
Team																		4											
Totals			14/26	54	4/10	1/4			8/10	0/1				1/1				8	2	10	9	3/4	12	2	2	1		3	
Cap No.	Goalkeepers	Time Played	Saves/Shots											TF	ST	RB	BL	SP	Personal Fouls										
			Total	%	A	C	D	X	6m	6mF	PS	CA	CO						CP	FP	DS	M6	CS	DE	P	EX			
*1	JOHNSON Ashleigh	11:15	73	6/6	1/3				4/6																				
13	LONGAN Amanda	1/2	50	1/2																									
Totals			12/17	71	7/8	1/3			4/6																				

Timeouts	1
Exclusions with Substitution	3
Exclusions w/Subst after 4 min.	0

Head Coach	KRIKORIAN Adam	YC
Official	KLATT Daniel	
Official	OEDING Christopher	



SAT 7 AUG 2021
Start Time: 16:30

Results

結果 / Résultats

ESP 5 - 14 USA

(1:4, 3:3, 0:5, 1:2)

Match 32

Referees: PERIS Nenad (CRO)
DERVIEUX Sebastien (FRA)

FINA Delegates: KOGANOV Mark
KEMAN Wim

Period	ESP - Spain												USA - United States															
	Possession		Goals (G) / Shots (Sh)						Extra Player Efficiency			EX			Possession		Goals (G) / Shots (Sh)						Extra Player Efficiency			EX		
	#	Time	AA		X		PS		G	EPS	%	S	N	#	Time	AA		X		PS		G	EPS	%	S	N		
Quarter 1	10	3:54		4	1	3			1	3	33			11	4:06	3	5	1	2			1	3	33				
Quarter 2	9	3:55	2	5	1	4			1	5	20			9	4:05		2	3	3			3	4	75				
Quarter 3	10	5:01		6		3			0	4	0			12	2:59	1	4	3	3	1	1	3	4	75				
Quarter 4	8	4:52	1	4		3			0	4	0	1		11	3:08	1	4	1	2			1	2	50	3			
Totals	37	17:42	3	19	2	13			2	16	13	1		43	14:18	5	15	8	10	1	1	8	13	62	3			

Match ESP - USA														
Possession		Goals (G) / Shots (Sh)						Extra Player Efficiency			DE	EX		
#	Time	AA		X		PS		G	EPS	%		S	N	
80	32:00	8	34	10	23	1	1	10	29	34		4		

Legend:														
#	Number of possessions	%	Efficiency	*	Starting line-up	6m	6 metre direct shot in free throw situation							
6mF	6 metre shot after free throw and movement			A	Action shot	AA	All action shots (A, C, D, 6m, 6mF, CA and CO)							
BL	Blocked shots	C	Centre shot	CA	Counter attack shot	CO	Corner shot							
CP	Centre forward position exclusion			CS	Counter attacking situation exclusion									
DE	Double Exclusion	DS	Driving situation exclusion	EPS	Extra Player Situation	EX	Exclusion (S - with substitution, N - with substitution after 4 min.)							
FP	Field exclusion	G	Goals	M6	Exclusion in 6 metre free throw situation									
P	Penalty Foul	PS	Penalty shot	RB	Rebounds	RC	Red Card							
SP	Sprint (Won/Sprints)	ST	Steals	TF	Turnover Fouls	X	Extra player shot							
							D	Shot in driving situation						
							No.	Number						
							Sh	Shots						
							YC	Yellow Card						



Overall Team Statistics
チーム統計 / Statistiques globales des équipes
As of SAT 7 AUG 2021 at 17:35

Preliminary Round

Team	MP	Goals/Shots																	Personal Fouls																					
		Total	%	A	%	C	%	D	%	X	%	6m	%	6mF	%	PS	%	CA	%	CO	%	TF	ST	RB	BL	SP	CP	%	FP	%	DS	%	M6	%	CS	%	DE	%	P	EX
AUS	4	46/119	39	19/57	33	3/8	38	2/2	100	15/33	45	0/2	0		1/4	25	6/13	46			19	35	19	13	8/16	21	62	6	18	1	3					7			5	4
CAN	4	48/129	37	20/67	30	4/16	25			16/29	55	0/3	0		1/2	50	7/12	58			16	33	15	20	5/16	21	78	4	15											
CHN	4	51/109	47	18/58	31	6/10	60	1/1	100	20/32	63				5/5	100	1/3	33			20	14	16	17	5/16	30	75	4	10	1	3					13			3	8
ESP	4	71/152	47	33/76	43	5/11	45	1/1	100	22/42	52	1/4	25		0/1	0	9/17	53			19	40	23	19	12/16	31	84	4	11						5			2	2	
HUN	4	46/121	38	10/51	20	11/21	52	1/2	50	17/33	52	1/3	33		2/2	100	4/9	44			23	30	26	15	15/16	29	56	15	29	1	2	1	2	1	12			4	4	
JPN	4	44/128	34	12/56	21	1/4	25	1/4	25	16/43	37	1/3	33		4/6	67	9/12	75			22	31	9		2/16	16	52	11	35			1	3	1	10			6	1	
NED	4	75/126	60	15/42	36	8/13	62	2/3	67	31/42	74	1/3	33		6/6	100	12/17	71			20	27	16	18	11/16	14	40	10	29			2	6	2	26				1	
ROC	4	53/126	42	10/51	20	5/14	36	5/5	100	26/38	68	0/3	0	0/1	0	1/2	50	6/12	50			19	27	18	15	8/16	20	47	13	30					23	1	2	5	6	
RSA	4	7/68	10	4/48	8	0/3	0			3/13	23	0/3	0		0/1	0					34	13	18	6	4/16	21	64	6	18						18			4	3	
USA	4	64/140	46	20/60	33	7/16	44	4/5	80	17/29	59				2/3	67	14/27	52			17	40	27	13	10/16	18	67	3	11	1	4	2	7	2	11	1	4			
Totals	20	505/1218	41	161/566	28	50/116	43	17/23	74	183/334	55	4/24	17	0/1	0	22/32	69	68/122	56		209	290	187	136	80/160	221	62	76	21	4	1	6	2	6	14	2	1	32	29	

Finals

Team	MP	Goals/Shots																	Personal Fouls																					
		Total	%	A	%	C	%	D	%	X	%	6m	%	6mF	%	PS	%	CA	%	CO	%	TF	ST	RB	BL	SP	CP	%	FP	%	DS	%	M6	%	CS	%	DE	%	P	EX
AUS	3	32/91	35	16/54	30	3/5	60	2/2	100	10/24	42	0/1	0				1/5	20			21	28	22	14	3/12	17	65	4	15	1	4					15			4	1
CAN	3	31/99	31	13/59	22	5/6	83	1/1	100	10/26	38		0/1	0	1/1	100	1/5	20			18	17	15	11	7/12	20	61	4	12	1	3				24			3	2	
CHN	3	20/87	23	10/51	20	2/7	29			6/24	25	0/2	0		2/3	67					14	16	8	8	2/12	25	83	3	10	1	3				3				2	4
ESP	3	24/98	24	12/53	23	3/10	30			9/33	27	0/1	0				0/1	0			12	11	20	15	4/12	28	74	2	5	2	5				16				3	2
HUN	3	31/83	37	8/42	19	2/3	67			18/31	58	2/3	67	0/1	0	1/1	100	0/2	0		18	9	21	18	12/12	28	82	2	6					12	2	6	5	2		
NED	3	31/85	36	9/36	25	3/7	43	1/4	25	7/21	33	0/2	0		7/7	100	4/8	50			20	24	16	10	8/12	16	59	5	19	2	7	2	7	2	7	1	4	1	3	
ROC	3	29/85	34	8/44	18	4/8	50	1/1	100	13/27	48				2/3	67	1/2	50			20	15	21	10	4/12	20	65	4	13	3	10	3	10	3	3	1	3	1	3	
USA	3	45/94	48	13/38	34	4/12	33	2/2	100	19/33	58	0/1	0		4/4	100	3/4	75			17	8	25	17	8/12	21	62	4	12	3	9	2	6	2	12				3	
Totals	12	243/722	34	89/377	24	26/58	45	7/10	70	92/219	42	2/10	20	0/2	0	17/19	89	10/27	37		140	128	148	103	48/96	175	69	28	11	13	5	7	3	7	12	4	2	19	20	



Overall Team Statistics

チーム統計 / Statistiques globales des équipes
As of SAT 7 AUG 2021 at 17:35

Overall (Preliminary Round + Finals)

Team	MP	Goals/Shots																Personal Fouls																							
		Total	%	A	%	C	%	D	%	X	%	6m	%	6mF	%	PS	%	CA	%	CO	%	TF	ST	RB	BL	SP	CP	%	FP	%	DS	%	M6	%	CS	%	DE	%	P	EX	
AUS	7	78/210	37	35/111	32	6/13	46	4/4	100	25/57	44	0/3	0		1/4	25	7/18	39			40	63	41	27	11/28	38	63	10	17	2	3					17			7	5	
CAN	7	79/228	35	33/126	26	9/22	41	1/1	100	26/55	47	0/3	0	0/1	0	2/3	67	8/17	47			34	50	30	31	12/28	41	68	8	13	1	2					17			8	2
CHN	7	71/196	36	28/109	26	8/17	47	1/1	100	26/56	46	0/2	0		7/8	88	1/3	33			34	30	24	25	7/28	55	79	7	10	2	3					9			5	12	
ESP	7	95/250	38	45/129	35	8/21	38	1/1	100	31/75	41	1/5	20		0/1	0	9/18	50			31	51	43	34	16/28	59	79	6	8	2	3					11			5	4	
HUN	7	77/204	38	18/93	19	13/24	54	1/2	50	35/64	55	3/6	50	0/1	0	3/3	100	4/11	36			41	39	47	33	27/28	57	66	17	20	1	1	1	1	1	12	2	2	9	6	
JPN	4	44/128	34	12/56	21	1/4	25	1/4	25	16/43	37	1/3	33		4/6	67	9/12	75			22	31	9		2/16	16	52	11	35			1	3	1	10			6	1		
NED	7	106/211	50	24/78	31	11/20	55	3/7	43	38/63	60	1/5	20		13/13	100	16/25	64			40	51	32	28	19/28	30	48	15	24	2	3	4	6	4	18	1	2	1	4		
ROC	7	82/211	39	18/95	19	9/22	41	6/6	100	39/65	60	0/3	0	0/1	0	3/5	60	7/14	50			39	42	39	25	12/28	40	54	17	23	3	4	3	4	3	15	2	3	6	9	
RSA	4	7/68	10	4/48	8	0/3	0			3/13	23	0/3	0		0/1	0					34	13	18	6	4/16	21	64	6	18							18			4	3	
USA	7	109/234	47	33/98	34	11/28	39	6/7	86	36/62	58	0/1	0		6/7	86	17/31	55			34	48	52	30	18/28	39	64	7	11	4	7	4	7	4	11	1	2		3		
Totals	32	748/1940	39	250/943	27	76/174	44	24/33	73	275/553	50	6/34	18	0/3	0	39/51	76	78/149	52		349	418	335	239	128/256	396	65	104	17	17	3	13	2	13	13	6	1	51	49		

Legend:

%	Efficiency	6m	6 metre direct shot in free throw situation	6mF	6 metre shot after free throw and movement	A	Action shot
BL	Blocked shots	C	Centre shot	CA	Counter attack shot	CO	Corner shot
CP	Centre forward position exclusion	CS	Counter attacking situation exclusion	D	Shot in driving situation	DE	Double Exclusion
DS	Driving situation exclusion	EX	Exclusion	FP	Field exclusion	M6	Exclusion in 6 metre free throw situation
MP	Matches Played	P	Penalty foul	PS	Penalty Shot	RB	Rebounds
SP	Sprint (Won/Sprints)	ST	Steals	TF	Turnover Fouls	X	Extra player shot



Team Statistics

チーム統計 / Statistiques

As of SAT 7 AUG 2021 at 17:35

Teams ranked by goals scored

Preliminary Round

Goals and shots

Rank	Team	MP	Goals	Shots	%
1	NED	4	75	126	60
2	ESP	4	71	152	47
3	USA	4	64	140	46
4	ROC	4	53	126	42
5	CHN	4	51	109	47
6	CAN	4	48	129	37
7	AUS	4	46	119	39
7	HUN	4	46	121	38
9	JPN	4	44	128	34
10	RSA	4	7	68	10

Action shots

Rank	Team	MP	Goals	Shots	%
1	ESP	4	33	76	43
2	CAN	4	20	67	30
2	USA	4	20	60	33
4	AUS	4	19	57	33
5	CHN	4	18	58	31
6	NED	4	15	42	36
7	JPN	4	12	56	21
8	HUN	4	10	51	20
8	ROC	4	10	51	20
10	RSA	4	4	48	8

Centre shots

Rank	Team	MP	Goals	Shots	%
1	HUN	4	11	21	52
2	NED	4	8	13	62
3	USA	4	7	16	44
4	CHN	4	6	10	60
5	ESP	4	5	11	45
5	ROC	4	5	14	36
7	CAN	4	4	16	25
8	AUS	4	3	8	38
9	JPN	4	1	4	25

Shots in driving situation

Rank	Team	MP	Goals	Shots	%
1	ROC	4	5	5	100
2	USA	4	4	5	80
3	AUS	4	2	2	100
3	NED	4	2	3	67
5	CHN	4	1	1	100
5	ESP	4	1	1	100
5	HUN	4	1	2	50
5	JPN	4	1	4	25

Extra player shots

Rank	Team	MP	Goals	Shots	%
1	NED	4	31	42	74
2	ROC	4	26	38	68
3	ESP	4	22	42	52
4	CHN	4	20	32	63
5	HUN	4	17	33	52
5	USA	4	17	29	59
7	CAN	4	16	29	55
7	JPN	4	16	43	37
9	AUS	4	15	33	45
10	RSA	4	3	13	23

6 metre direct shots in free throw situation

Rank	Team	MP	Goals	Shots	%
1	ESP	4	1	4	25
1	HUN	4	1	3	33
1	JPN	4	1	3	33
1	NED	4	1	3	33

6 metre shots after free throw and movement

Rank	Team	MP	Goals	Shots	%
------	------	----	-------	-------	---

Penalty shots

Rank	Team	MP	Goals	Shots	%
1	NED	4	6	6	100
2	CHN	4	5	5	100
3	JPN	4	4	6	67
4	HUN	4	2	2	100
4	USA	4	2	3	67
6	AUS	4	1	4	25
6	CAN	4	1	2	50
6	ROC	4	1	2	50

Counter attack shots

Rank	Team	MP	Goals	Shots	%
1	USA	4	14	27	52
2	NED	4	12	17	71
3	ESP	4	9	17	53
3	JPN	4	9	12	75
5	CAN	4	7	12	58
6	AUS	4	6	13	46
6	ROC	4	6	12	50
8	HUN	4	4	9	44
9	CHN	4	1	3	33

Corner shots

Rank	Team	MP	Goals	Shots	%
------	------	----	-------	-------	---



Team Statistics

チーム統計 / Statistiques

As of SAT 7 AUG 2021 at 17:35

Teams ranked by goals scored

Finals

Goals and shots

Rank	Team	MP	Goals	Shots	%
1	USA	3	45	94	48
2	AUS	3	32	91	35
3	CAN	3	31	99	31
3	HUN	3	31	83	37
3	NED	3	31	85	36
6	ROC	3	29	85	34
7	ESP	3	24	98	24
8	CHN	3	20	87	23

Action shots

Rank	Team	MP	Goals	Shots	%
1	AUS	3	16	54	30
2	CAN	3	13	59	22
2	USA	3	13	38	34
4	ESP	3	12	53	23
5	CHN	3	10	51	20
6	NED	3	9	36	25
7	HUN	3	8	42	19
7	ROC	3	8	44	18

Centre shots

Rank	Team	MP	Goals	Shots	%
1	CAN	3	5	6	83
2	ROC	3	4	8	50
2	USA	3	4	12	33
4	AUS	3	3	5	60
4	ESP	3	3	10	30
4	NED	3	3	7	43
7	CHN	3	2	7	29
7	HUN	3	2	3	67

Shots in driving situation

Rank	Team	MP	Goals	Shots	%
1	AUS	3	2	2	100
1	USA	3	2	2	100
3	CAN	3	1	1	100
3	NED	3	1	4	25
3	ROC	3	1	1	100

Extra player shots

Rank	Team	MP	Goals	Shots	%
1	USA	3	19	33	58
2	HUN	3	18	31	58
3	ROC	3	13	27	48
4	AUS	3	10	24	42
4	CAN	3	10	26	38
6	ESP	3	9	33	27
7	NED	3	7	21	33
8	CHN	3	6	24	25

6 metre direct shots in free throw situation

Rank	Team	MP	Goals	Shots	%
1	ESP	4	1	4	25
1	HUN	4	1	3	33
1	JPN	4	1	3	33
1	NED	4	1	3	33

6 metre shots after free throw and movement

Rank	Team	MP	Goals	Shots	%
------	------	----	-------	-------	---

Penalty shots

Rank	Team	MP	Goals	Shots	%
1	NED	3	7	7	100
2	USA	3	4	4	100
3	CHN	3	2	3	67
3	ROC	3	2	3	67
5	CAN	3	1	1	100
5	HUN	3	1	1	100

Counter attack shots

Rank	Team	MP	Goals	Shots	%
1	NED	3	4	8	50
2	USA	3	3	4	75
3	AUS	3	1	5	20
3	CAN	3	1	5	20
3	ROC	3	1	2	50

Corner shots

Rank	Team	MP	Goals	Shots	%
------	------	----	-------	-------	---



Team Statistics

チーム統計 / Statistiques

As of SAT 7 AUG 2021 at 17:35

Teams ranked by goals scored

Overall (Preliminary Round + Finals)

Goals and shots

Rank	Team	MP	Goals	Shots	%
1	USA	7	109	234	47
2	NED	7	106	211	50
3	ESP	7	95	250	38
4	ROC	7	82	211	39
5	CAN	7	79	228	35
6	AUS	7	78	210	37
7	HUN	7	77	204	38
8	CHN	7	71	196	36
9	JPN	4	44	128	34
10	RSA	4	7	68	10

Action shots

Rank	Team	MP	Goals	Shots	%
1	ESP	7	45	129	35
2	AUS	7	35	111	32
3	CAN	7	33	126	26
3	USA	7	33	98	34
5	CHN	7	28	109	26
6	NED	7	24	78	31
7	HUN	7	18	93	19
7	ROC	7	18	95	19
9	JPN	4	12	56	21
10	RSA	4	4	48	8

Centre shots

Rank	Team	MP	Goals	Shots	%
1	HUN	7	13	24	54
2	NED	7	11	20	55
2	USA	7	11	28	39
4	CAN	7	9	22	41
4	ROC	7	9	22	41
6	CHN	7	8	17	47
6	ESP	7	8	21	38
8	AUS	7	6	13	46
9	JPN	4	1	4	25

Shots in driving situation

Rank	Team	MP	Goals	Shots	%
1	ROC	7	6	6	100
1	USA	7	6	7	86
3	AUS	7	4	4	100
4	NED	7	3	7	43
5	CAN	7	1	1	100
5	CHN	7	1	1	100
5	ESP	7	1	1	100
5	HUN	7	1	2	50
5	JPN	4	1	4	25

Extra player shots

Rank	Team	MP	Goals	Shots	%
1	ROC	7	39	65	60
2	NED	7	38	63	60
3	USA	7	36	62	58
4	HUN	7	35	64	55
5	ESP	7	31	75	41
6	CAN	7	26	55	47
6	CHN	7	26	56	46
8	AUS	7	25	57	44
9	JPN	4	16	43	37
10	RSA	4	3	13	23

6 metre direct shots in free throw situation

Rank	Team	MP	Goals	Shots	%
1	HUN	7	3	6	50
2	ESP	7	1	5	20
2	JPN	4	1	3	33
2	NED	7	1	5	20

6 metre shots after free throw and movement

Rank	Team	MP	Goals	Shots	%
------	------	----	-------	-------	---

Penalty shots

Rank	Team	MP	Goals	Shots	%
1	NED	7	13	13	100
2	CHN	7	7	8	88
3	USA	7	6	7	86
4	JPN	4	4	6	67
5	HUN	7	3	3	100
5	ROC	7	3	5	60
7	CAN	7	2	3	67
8	AUS	7	1	4	25

Counter attack shots

Rank	Team	MP	Goals	Shots	%
1	USA	7	17	31	55
2	NED	7	16	25	64
3	ESP	7	9	18	50
3	JPN	4	9	12	75
5	CAN	7	8	17	47
6	AUS	7	7	18	39
6	ROC	7	7	14	50
8	HUN	7	4	11	36
9	CHN	7	1	3	33

Corner shots

Rank	Team	MP	Goals	Shots	%
------	------	----	-------	-------	---

Legend:

% Efficiency

MP

Matches Played



Individual Statistics

個人の統計 / Statistiques individuelles

As of SAT 7 AUG 2021 at 17:35

Players ranked by goals scored / sprints won

Preliminary Round

Action shots

Rk	Cap No.	Name	Team	MP	Goals	Shots	%
1	3	ESPAR LLAQUET Anna	ESP	4	8	11	73
2	4	ORTIZ Bea	ESP	4	7	17	41
3	10	TARRAGO AYMERICH Roser	ESP	4	6	21	29
3	11	van de KRAATS Simone	NED	4	6	10	60
5	5	RUIZ Elena	ESP	4	5	11	45
5	2	WANG Xinyan	CHN	4	5	12	42
7	9	ARANCINI Zoe	AUS	4	4	9	44
7	10	CHRISTMAS Kyra	CAN	4	4	8	50
7	5	EGGENS Monika	CAN	4	4	7	57
7	4	FATTAL Rachel	USA	4	4	12	33
7	2	MEGENS Maud	NED	4	4	9	44
7	12	ZHANG Jing	CHN	4	4	9	44

9 players tied for 7th place with 6 goals therefore cannot fit in the list of top 12

Centre shots

Rk	Cap No.	Name	Team	MP	Goals	Shots	%
1	6	PARKES Rebecca	HUN	4	8	15	53
2	12	LEITON ARRONES Paula	ESP	4	4	6	67
2	8	LEMAY-LAVOIE Elyse	CAN	4	4	11	36
2	8	SIMANOVICH Anastasia	ROC	4	4	6	67
5	11	CHEN Xiao	CHN	4	3	4	75

5 players tied for 9th place with 3 goals therefore cannot fit in the list of top 12

Shots in driving situation

Rk	Cap No.	Name	Team	MP	Goals	Shots	%
1	11	FISCHER Makenzie	USA	4	2	3	67
1	9	KEUNING Maartje	NED	4	2	3	67

Extra player shots

Rk	Cap No.	Name	Team	MP	Goals	Shots	%
1	11	van de KRAATS Simone	NED	4	8	10	80
2	3	PROKOFYEVA Ekaterina	ROC	4	6	7	86
3	2	ARIMA Yumi	JPN	4	5	12	42
3	10	CHRISTMAS Kyra	CAN	4	5	6	83
3	9	FORCA ARIZA Judith	ESP	4	5	7	71
3	11	IVANOVA Evgeniya	ROC	4	5	5	100
3	2	MEGENS Maud	NED	4	5	7	71
3	8	WANG Huan	CHN	4	5	8	63
9	7	HARALABIDIS Stephanie	USA	4	4	5	80
9	4	ORTIZ Bea	ESP	4	4	7	57
9	2	SZILAGYI Dorottya	HUN	4	4	5	80
9	12	ZHANG Jing	CHN	4	4	6	67

14 players tied for 11th place with 5 goals therefore cannot fit in the list of top 12

6 metre direct shots in free throw situation

Rk	Cap No.	Name	Team	MP	Goals	Shots	%
1	3	INABA Akari	JPN	4	1	1	100
1	8	KESZTHELYI Rita	HUN	4	1	2	50
1	4	ORTIZ Bea	ESP	4	1	2	50
1	11	van de KRAATS Simone	NED	4	1	1	100

6 metre shots after free throw and movement

Rk	Cap No.	Name	Team	MP	Goals	Shots	%
----	---------	------	------	----	-------	-------	---

Penalty shots

Rk	Cap No.	Name	Team	MP	Goals	Shots	%
1	2	ARIMA Yumi	JPN	4	4	5	80
1	12	ZHANG Jing	CHN	4	4	4	100
3	2	MEGENS Maud	NED	4	3	3	100
4	11	van de KRAATS Simone	NED	4	2	2	100

6 players tied for 11th place with 1 goal therefore cannot fit in the list of top 12

Counter attack shots

Rk	Cap No.	Name	Team	MP	Goals	Shots	%
1	5	HAUSCHILD Paige	USA	4	3	3	100
1	8	KESZTHELYI Rita	HUN	4	3	3	100
1	12	KUDO Kyoko	JPN	4	3	4	75
1	6	STEFFENS Margaret	USA	4	3	4	75
1	4	van der SLOOT Sabrina	NED	4	3	3	100

13 players tied for 9th place with 2 goals therefore cannot fit in the list of top 12



Individual Statistics

個人の統計 / Statistiques individuelles

As of SAT 7 AUG 2021 at 17:35

Players ranked by goals scored / sprints won

Preliminary Round

Corner shots

Rk	Cap No.	Name	Team	MP	Goals	Shots	%
----	---------	------	------	----	-------	-------	---

Leading sprinters

Rk	Cap No.	Name	Team	MP	Won	Sprints	%
1	3	VALYI Vanda	HUN	4	15	16	94
2	3	ESPAR LLAQUET Anna	ESP	4	10	14	71
2	4	FATTAL Rachel	USA	4	10	15	67
4	2	BERSNEVA Maria	ROC	4	7	13	54
5	4	van der SLOOT Sabrina	NED	4	6	7	86
6	2	GOFERS Keesja	AUS	4	4	10	40
6	6	HALLENDORFF Amica	RSA	4	4	11	36
6	11	van de KRAATS Simone	NED	4	4	7	57
9	10	CHRISTMAS Kyra	CAN	4	3	8	38
9	8	RIDGE Amy	AUS	4	3	5	60
9	2	WANG Xinyan	CHN	4	3	6	50



Individual Statistics

個人の統計 / Statistiques individuelles

As of SAT 7 AUG 2021 at 17:35

Players ranked by goals scored / sprints won

Finals

Action shots

Rk	Cap No.	Name	Team	MP	Goals	Shots	%
1	3	ESPAR LLAQUET Anna	ESP	3	4	12	33
1	2	GOFERS Keesja	AUS	3	4	7	57
1	6	KNOX Bronwen	AUS	3	4	8	50

9 players tied for 7th place with 6 goals therefore cannot fit in the list of top 12

Centre shots

Rk	Cap No.	Name	Team	MP	Goals	Shots	%
1	8	SIMANOVICH Anastasia	ROC	3	4	5	80
1	4	WRIGHT Emma	CAN	3	4	5	80
3	9	FISCHER Aria	USA	3	3	6	50
3	11	GARCIA GODOY Maica	ESP	3	3	8	38

5 players tied for 9th place with 3 goals therefore cannot fit in the list of top 12

Shots in driving situation

Rk	Cap No.	Name	Team	MP	Goals	Shots	%
1	9	ARANCINI Zoe	AUS	3	1	1	100
1	9	KEUNING Maartje	NED	3	1	2	50
1	9	McKELVEY Hayley	CAN	3	1	1	100
1	8	RIDGE Amy	AUS	3	1	1	100
1	7	SERZHANTOVA Alena	ROC	3	1	1	100
1	6	STEFFENS Margaret	USA	3	1	1	100
1	12	WILLIAMS Alys	USA	3	1	1	100

Extra player shots

Rk	Cap No.	Name	Team	MP	Goals	Shots	%
1	2	MUSSELMAN Madeline	USA	3	6	9	67
2	9	ARANCINI Zoe	AUS	3	4	6	67
3	11	FISCHER Makenzie	USA	3	3	8	38
3	7	ILLES Anna	HUN	3	3	4	75
3	9	LEIMETER Dora	HUN	3	3	5	60
3	4	ORTIZ Bea	ESP	3	3	8	38
3	2	SZILAGYI Dorottya	HUN	3	3	6	50
3	3	VALYI Vanda	HUN	3	3	5	60

14 players tied for 11th place with 5 goals therefore cannot fit in the list of top 12

6 metre direct shots in free throw situation

Rk	Cap No.	Name	Team	MP	Goals	Shots	%
1	8	KESZTHELYI Rita	HUN	3	1	2	50
1	9	LEIMETER Dora	HUN	3	1	1	100

6 metre shots after free throw and movement

Rk	Cap No.	Name	Team	MP	Goals	Shots	%
----	---------	------	------	----	-------	-------	---

Penalty shots

Rk	Cap No.	Name	Team	MP	Goals	Shots	%
1	2	MEGENS Maud	NED	3	3	3	100
1	11	van de KRAATS Simone	NED	3	3	3	100
3	7	HARALABIDIS Stephanie	USA	3	2	2	100
4	9	DENG Zewen	CHN	3	1	1	100
4	5	EGGENS Monika	CAN	3	1	1	100
4	12	GLYZINA Nadezhda	ROC	3	1	2	50
4	2	MUSSELMAN Madeline	USA	3	1	1	100
4	3	PROKOFYEVA Ekaterina	ROC	3	1	1	100
4	6	STEFFENS Margaret	USA	3	1	1	100
4	2	SZILAGYI Dorottya	HUN	3	1	1	100
4	4	van der SLOOT Sabrina	NED	3	1	1	100
4	12	ZHANG Jing	CHN	3	1	1	100

6 players tied for 11th place with 1 goal therefore cannot fit in the list of top 12

Counter attack shots

Rk	Cap No.	Name	Team	MP	Goals	Shots	%
1	11	FISCHER Makenzie	USA	3	2	2	100
1	11	van de KRAATS Simone	NED	3	2	4	50
3	2	BERSNEVA Maria	ROC	3	1	2	50
3	10	CHRISTMAS Kyra	CAN	3	1	2	50
3	4	HALLIGAN Bronte	AUS	3	1	1	100
3	2	MEGENS Maud	NED	3	1	2	50
3	4	van der SLOOT Sabrina	NED	3	1	1	100
3	12	WILLIAMS Alys	USA	3	1	1	100

13 players tied for 9th place with 2 goals therefore cannot fit in the list of top 12



Individual Statistics

個人の統計 / Statistiques individuelles

As of SAT 7 AUG 2021 at 17:35

Players ranked by goals scored / sprints won

Finals

Corner shots

Rk	Cap No.	Name	Team	MP	Goals	Shots	%
----	---------	------	------	----	-------	-------	---

Leading sprinters

Rk	Cap No.	Name	Team	MP	Won	Sprints	%
1	3	VALYI Vanda	HUN	3	12	12	100
2	4	FATTAL Rachel	USA	3	8	11	73
3	10	CHRISTMAS Kyra	CAN	3	6	10	60
4	2	BERSNEVA Maria	ROC	3	4	8	50
4	11	van de KRAATS Simone	NED	3	4	6	67
4	4	van der SLOOT Sabrina	NED	3	4	6	67
7	3	ESPAR LLAQUET Anna	ESP	3	3	9	33
7	8	RIDGE Amy	AUS	3	3	3	100
9	3	CREVIER Axelle	CAN	3	1	1	100
9	5	NIU Guannan	CHN	3	1	6	17
9	10	TARRAGO AYMERICH Roser	ESP	3	1	2	50
9	2	WANG Xinyan	CHN	3	1	5	20



Individual Statistics

個人の統計 / Statistiques individuelles

As of SAT 7 AUG 2021 at 17:35

Players ranked by goals scored / sprints won

Overall (Preliminary Round + Finals)

Action shots

Rk	Cap No.	Name	Team	MP	Goals	Shots	%
1	3	ESPAR LLAQUET Anna	ESP	7	12	23	52
2	11	van de KRAATS Simone	NED	7	9	17	53
3	4	ORTIZ Bea	ESP	7	8	24	33
3	5	RUIZ Elena	ESP	7	8	21	38
3	2	WANG Xinyan	CHN	7	8	22	36
6	10	TARRAGO AYMERICH Roser	ESP	7	7	31	23

9 players tied for 7th place with 6 goals therefore cannot fit in the list of top 12

Centre shots

Rk	Cap No.	Name	Team	MP	Goals	Shots	%
1	6	PARKES Rebecca	HUN	7	8	15	53
1	8	SIMANOVICH Anastasia	ROC	7	8	11	73
3	9	FISCHER Aria	USA	7	5	13	38
3	8	LEMAY-LAVOIE Elyse	CAN	7	5	12	42
5	11	CHEN Xiao	CHN	7	4	10	40
5	11	GARCIA GODOY Maica	ESP	7	4	13	31
5	12	LEITON ARRONES Paula	ESP	7	4	8	50
5	4	WRIGHT Emma	CAN	7	4	9	44

5 players tied for 9th place with 3 goals therefore cannot fit in the list of top 12

Shots in driving situation

Rk	Cap No.	Name	Team	MP	Goals	Shots	%
1	9	KEUNING Maartje	NED	7	3	5	60
2	11	FISCHER Makenzie	USA	7	2	3	67
2	8	RIDGE Amy	AUS	7	2	2	100
2	7	SERZHANTOVA Alena	ROC	6	2	2	100

Extra player shots

Rk	Cap No.	Name	Team	MP	Goals	Shots	%
1	2	MUSSELMAN Madeline	USA	7	9	15	60
1	11	van de KRAATS Simone	NED	7	9	13	69
3	10	CHRISTMAS Kyra	CAN	7	7	10	70
3	9	FORCA ARIZA Judith	ESP	7	7	15	47
3	4	ORTIZ Bea	ESP	7	7	15	47
3	3	PROKOFYEVA Ekaterina	ROC	7	7	11	64
3	2	SZILAGYI Dorottya	HUN	7	7	11	64
8	7	ILLES Anna	HUN	7	6	8	75
8	11	IVANOVA Evgeniya	ROC	7	6	8	75
8	12	ZHANG Jing	CHN	7	6	10	60

14 players tied for 11th place with 5 goals therefore cannot fit in the list of top 12

6 metre direct shots in free throw situation

Rk	Cap No.	Name	Team	MP	Goals	Shots	%
1	8	KESZTHELYI Rita	HUN	7	2	4	50
2	3	INABA Akari	JPN	4	1	1	100
2	9	LEIMETER Dora	HUN	7	1	1	100
2	4	ORTIZ Bea	ESP	7	1	3	33
2	11	van de KRAATS Simone	NED	7	1	2	50

6 metre shots after free throw and movement

Rk	Cap No.	Name	Team	MP	Goals	Shots	%
----	---------	------	------	----	-------	-------	---

Penalty shots

Rk	Cap No.	Name	Team	MP	Goals	Shots	%
1	2	MEGENS Maud	NED	7	6	6	100
2	11	van de KRAATS Simone	NED	7	5	5	100
2	12	ZHANG Jing	CHN	7	5	5	100
4	2	ARIMA Yumi	JPN	4	4	5	80
5	7	HARALABIDIS Stephanie	USA	7	3	3	100
6	9	DENG Zewen	CHN	7	2	2	100
6	5	EGGENS Monika	CAN	7	2	2	100
6	2	MUSSELMAN Madeline	USA	7	2	2	100
6	3	PROKOFYEVA Ekaterina	ROC	7	2	2	100
6	4	van der SLOOT Sabrina	NED	7	2	2	100

6 players tied for 11th place with 1 goal therefore cannot fit in the list of top 12

Counter attack shots

Rk	Cap No.	Name	Team	MP	Goals	Shots	%
1	11	van de KRAATS Simone	NED	7	4	6	67
1	4	van der SLOOT Sabrina	NED	7	4	4	100
3	2	BERSNEVA Maria	ROC	7	3	5	60
3	11	FISCHER Makenzie	USA	7	3	3	100
3	5	HAUSCHILD Paige	USA	7	3	3	100
3	8	KESZTHELYI Rita	HUN	7	3	4	75
3	12	KUDO Kyoko	JPN	4	3	4	75
3	6	STEFFENS Margaret	USA	7	3	4	75

13 players tied for 9th place with 2 goals therefore cannot fit in the list of top 12



Individual Statistics

個人の統計 / Statistiques individuelles

As of SAT 7 AUG 2021 at 17:35

Players ranked by goals scored / sprints won

Overall (Preliminary Round + Finals)

Corner shots

Rk	Cap No.	Name	Team	MP	Goals	Shots	%
----	---------	------	------	----	-------	-------	---

Leading sprinters

Rk	Cap No.	Name	Team	MP	Won	Sprints	%
1	3	VALYI Vanda	HUN	7	27	28	96
2	4	FATTAL Rachel	USA	7	18	26	69
3	3	ESPAR LLAQUET Anna	ESP	7	13	23	57
4	2	BERSNEVA Maria	ROC	7	11	21	52
5	4	van der SLOOT Sabrina	NED	7	10	13	77
6	10	CHRISTMAS Kyra	CAN	7	9	18	50
7	11	van de KRAATS Simone	NED	7	8	13	62
8	8	RIDGE Amy	AUS	7	6	8	75
9	2	GOFERS Keesja	AUS	7	4	17	24
9	6	HALLENDORFF Amica	RSA	4	4	11	36
9	2	WANG Xinyan	CHN	7	4	11	36
12	5	NIU Guannan	CHN	7	3	14	21

Legend:

% Efficiency MP Matches Played No. Number Rk Rank



Individual Statistics - Leading Scorers

個人の統計 - 最多得点者 / Statistiques individuelles - meilleurs buteurs

As of SAT 7 AUG 2021 at 17:35

Players ranked by goals scored

Rank	Cap Number	Name	Team	Matches played	Preliminary Round	Finals	Overall	
					Goals/Shots	Goals/Shots	Goals/Shots	Efficiency (%)
1	11	van de KRAATS Simone	NED	7	19 / 25	9 / 19	28 / 44	64
2	2	MUSSELMAN Madeline	USA	7	8 / 26	10 / 23	18 / 49	37
2	4	ORTIZ Bea	ESP	7	14 / 30	4 / 16	18 / 46	39
2	6	STEFFENS Margaret	USA	7	11 / 19	7 / 13	18 / 32	56
5	2	MEGENS Maud	NED	7	13 / 21	4 / 16	17 / 37	46
6	12	ZHANG Jing	CHN	7	12 / 20	4 / 6	16 / 26	62
7	10	CHRISTMAS Kyra	CAN	7	10 / 15	5 / 14	15 / 29	52
7	3	ESPAR LLAQUET Anna	ESP	7	11 / 18	4 / 16	15 / 34	44
7	3	PROKOFYEVA Ekaterina	ROC	7	10 / 17	5 / 18	15 / 35	43
10	11	FISCHER Makenzie	USA	7	8 / 17	6 / 16	14 / 33	42
10	9	FORCA ARIZA Judith	ESP	7	9 / 19	5 / 18	14 / 37	38
12	2	ARIMA Yumi	JPN	4	13 / 36		13 / 36	36
12	7	HARALABIDIS Stephanie	USA	7	10 / 14	3 / 8	13 / 22	59
12	9	KEUNING Maartje	NED	7	8 / 12	5 / 10	13 / 22	59
15	9	ARANCINI Zoe	AUS	7	6 / 17	6 / 15	12 / 32	38
15	2	SZILAGYI Dorottya	HUN	7	7 / 20	5 / 11	12 / 31	39
15	4	van der SLOOT Sabrina	NED	7	8 / 17	4 / 9	12 / 26	46
18	4	GURISATTI Greta	HUN	7	7 / 16	4 / 8	11 / 24	46
18	5	RUIZ Elena	ESP	7	8 / 21	3 / 11	11 / 32	34
18	8	SIMANOVICH Anastasia	ROC	7	5 / 12	6 / 7	11 / 19	58

8 players tied for 21th place with 10 goals therefore cannot fit in the list of top 25



Goalkeeper Statistics

ゴールキーパーの統計 / Statistiques des gardiens de but
As of SAT 7 AUG 2021 at 17:35

Goalkeepers sorted by NOC

Preliminary Round

Team	Name	Cap No.	Matches Played as Goalkeeper	Min.	Shots on Goal				Penalty Shots on Goal				Steals
					Saves	Shots	%	Goals Conceded	Saves	Shots	%	Penalty Goals Conceded	
AUS	PALM Gabriella	13	2	64	10	23	43	13	0	2	0	2	2
AUS	YANITSAS Lea	1	2	64	19	39	49	20	0	1	0	1	1
CAN	VULPISI Clara	1	1	32	8	9	89	1					
CAN	WRIGHT Claire	13	3	96	24	62	39	38	1	4	25	3	1
CHN	PENG Lin	1	2	56	13	38	34	25	1	2	50	1	1
CHN	SHEN Yineng	13	3	72	22	47	47	25	0	1	0	1	2
ESP	ESTER RAMOS Laura	1	4	128	22	59	37	37	0	1	0	1	1
HUN	GANGL Edina	1	1	16	3	9	33	6	0	1	0	1	1
HUN	MAGYARI Alda	13	4	112	24	61	39	37	0	3	0	3	2
JPN	MIURA Rikako	1	3	78	16	63	25	47	1	6	17	5	
JPN	SHIOYA Minami	13	2	50	11	42	26	31					4
NED	KOENDERS Joanne	1	2	51	15	24	63	9					1
NED	WILLEMSZ Debby	13	3	72	16	48	33	32					
ROC	GOLOVINA Evgeniia	1	2	36	7	30	23	23	0	1	0	1	
ROC	KARNAUKH Anna	13	3	92	23	61	38	38	2	4	50	2	3
RSA	CALVERT Hannah	13	1	1									
RSA	MAARTENS Meghan	1	4	127	44	141	31	97	3	4	75	1	2
USA	JOHNSON Ashleigh	1	4	128	47	73	64	26					6

Finals

Team	Name	Cap No.	Matches Played as Goalkeeper	Min.	Shots on Goal				Penalty Shots on Goal				Steals
					Saves	Shots	%	Goals Conceded	Saves	Shots	%	Penalty Goals Conceded	
AUS	PALM Gabriella	13	2	64	18	34	53	16	1	4	25	3	2
AUS	YANITSAS Lea	1	1	32	11	21	52	10					1
CAN	VULPISI Clara	1	1	32	7	23	30	16	0	2	0	2	
CAN	WRIGHT Claire	13	2	64	13	30	43	17	0	1	0	1	
CHN	SHEN Yineng	13	3	96	25	65	38	40	0	2	0	2	1
ESP	ESTER RAMOS Laura	1	3	93	23	49	47	26	0	3	0	3	
ESP	SANCHEZ GONZALEZ Maria Elena	13	1	3	1	2	50	1					
HUN	MAGYARI Alda	13	3	96	27	55	49	28	0	5	0	5	1
NED	KOENDERS Joanne	1	1	32	18	24	75	6	1	1	100		2
NED	WILLEMSZ Debby	13	2	63	15	42	36	27					1
ROC	GOLOVINA Evgeniia	1	1	32	10	25	40	15	0	1	0	1	
ROC	KARNAUKH Anna	13	2	64	19	37	51	18					1
USA	JOHNSON Ashleigh	1	3	85	33	51	65	18					2
USA	LONGAN Amanda	13	2	11	4	7	57	3					1



Goalkeeper Statistics

ゴールキーパーの統計 / Statistiques des gardiens de but
As of SAT 7 AUG 2021 at 17:35

Goalkeepers sorted by NOC

Overall (Preliminary Round + Finals)

Team	Name	Cap No.	Matches Played as Goalkeeper	Min.	Shots on Goal				Penalty Shots on Goal				Steals
					Saves	Shots	%	Goals Conceded	Saves	Shots	%	Penalty Goals Conceded	
AUS	PALM Gabriella	13	4	128	28	57	49	29	1	6	17	5	4
AUS	YANITSAS Lea	1	3	96	30	60	50	30	0	1	0	1	2
CAN	VULPISI Clara	1	2	64	15	32	47	17	0	2	0	2	
CAN	WRIGHT Claire	13	5	160	37	92	40	55	1	5	20	4	1
CHN	PENG Lin	1	2	56	13	38	34	25	1	2	50	1	1
CHN	SHEN Yineng	13	6	168	47	112	42	65	0	3	0	3	3
ESP	ESTER RAMOS Laura	1	7	221	45	108	42	63	0	4	0	4	
ESP	SANCHEZ GONZALEZ Maria Elena	13	1	3	1	2	50	1					
HUN	GANGL Edina	1	1	16	3	9	33	6	0	1	0	1	1
HUN	MAGYARI Alda	13	7	208	51	116	44	65	0	8	0	8	3
JPN	MIURA Rikako	1	3	78	16	63	25	47	1	6	17	5	
JPN	SHIOYA Minami	13	2	50	11	42	26	31					4
NED	KOENDERS Joanne	1	3	83	33	48	69	15	1	1	100		3
NED	WILLEMSZ Debby	13	5	135	31	90	34	59					1
ROC	GOLOVINA Evgeniia	1	3	68	17	55	31	38	0	2	0	2	
ROC	KARNAUKH Anna	13	5	155	42	98	43	56	2	4	50	2	4
RSA	CALVERT Hannah	13	1	1									
RSA	MAARTENS Meghan	1	4	127	44	141	31	97	3	4	75	1	2
USA	JOHNSON Ashleigh	1	7	213	80	124	65	44					8
USA	LONGAN Amanda	13	2	11	4	7	57	3					1

Legend:

% Efficiency Min. Minutes Played No. Number



Cumulative Statistics 累積統計 / Statistiques cumulées

AUS - Australia After 7 matches

Preliminary Round

Cap No.	Name	MP	Min.	Avg. Min	Goals/Shots										TF	ST	RB	BL	SP	Personal Fouls																					
					Total	%	A	C	D	X	6m	6mF	PS	CA						CO	CP	FP	DS	M6	CS	DE	P	EX													
1	YANITSAS Lea	2	64	32.0															1																						
2	GOFERS Keesja	4	89	22.3	3/11	27	0/4				1/4				1/1	1/2			1	1	4	1	4/10	1	1																
3	BUCKLING Hannah	4	66	16.5	5/13	38	2/7				2/3					1/3			6	1	2			9																3	
4	HALLIGAN Bronte	4	89	22.3	6/16	38	3/9				2/4					1/3			2	1	4			3																	
5	ARMIT Elle	4	67	16.8	1/4	25	0/1	0/2			1/1							3	5	3					1																
6	KNOX Bronwen	4	57	14.3	4/6	67	2/4	1/1								1/1		1	5	2				4																	
7	WEBSTER Rowie	4	92	23.0	7/19	37	3/8	1/1	1/1	2/7				0/1	0/1			4	3	2				1		1															
8	RIDGE Amy	4	58	14.5	3/11	27	1/6		1/1	0/2					1/2			1	1	1		3/5	2	1														1	1		
9	ARANCINI Zoe	4	85	21.3	6/17	35	4/9	0/1		1/4	0/2				1/1		1	5	2	2	1/1		1															1			
10	MIHAILOVIC Lena	4	38	9.5	2/7	29	1/3			1/3				0/1			1	1					1															1			
11	KEARNS Matilda	4	55	13.8	3/6	50		1/3		2/2				0/1			2		2	2			1																		
12	ANDREWS Abby	4	70	17.5	6/9	67	3/6			3/3								2						1																	
13	PALM Gabriella	2	64	32.0														2																							
Team																																									
Totals					46/119	39	19/57	3/8	2/2	15/33	0/2		1/4	6/13			19	35	19	13	8/16	21	6	1														3	4		
Against					33/95	35	9/43	3/11		16/31	0/3		3/3	2/4			27	17	17	15	8/16	23	8																4	2	
Goalkeepers																																									
Saves/Shots					Total	%	A	C	D	X	6m	6mF	PS	CA	CO																										
1	YANITSAS Lea				19/39	49	9/17	3/5		4/12	1/1		0/1	2/3																											
13	PALM Gabriella				10/23	43	5/6	2/3		2/10	1/1		0/2	0/1																											
Totals					29/62	47	14/23	5/8		6/22	2/2		0/3	2/4																											
Timeouts																																									4
Exclusions with Substitution																																									4
Exclusions w/Subst after 4 min.																																								0	

		YC	RC
Head Coach	MIHAILOVIC Predrag		
Official	RIPPON Rebecca		
Official	DAMJANOVIC Dusan		
Totals			

Match	Possession		Goals (G) / Shots (Sh)						Extra Player Efficiency			DE	EX	
	#	Time	AA	X	PS				G	EPS	%		S	N
CAN - AUS	40	15:43	6	22	1	5	1	2	1	4	25		1	
AUS - NED	34	12:46	10	19	5	9			5	9	56		2	
ESP - AUS	32	16:05	4	13	5	11			5	13	38		1	
AUS - RSA	43	12:41	10	28	4	8		2	4	8	50			
Totals	149	57:15	30	82	15	33	1	4	15	34	44		4	



Cumulative Statistics

累積統計 / Statistiques cumulées

AUS - Australia

After 7 matches

Finals

Cap No.	Name	MP	Min.	Avg. Min.	Goals/Shots										TF	ST	RB	BL	SP	Personal Fouls																	
					Total	%	A	C	D	X	6m	6mF	PS	CA						CO	CP	FP	DS	M6	CS	DE	P	EX									
1	YANITSAS Lea	1	32	32.0													1																				
2	GOFERS Keesja	3	56	18.7	5/8	63	4/7				1/1						1	2	4	4	0/7	1												1			
3	BUCKLING Hannah	3	55	18.3	1/10	10	1/9												1	1		5												1			
4	HALLIGAN Bronte	3	78	26.0	4/14	29	3/11				0/2							9	2	2		2												1			
5	ARMIT Elle	3	46	15.3	2/4	50	0/1	1/1			1/1						4		2																		
6	KNOX Bronwen	3	61	20.3	4/9	44	4/8				0/1						2	3	2	3		2	1	1													
7	WEBSTER Rowie	3	64	21.3	2/9	22	0/5	1/1			1/3						2	4	1					1													
8	RIDGE Amy	3	39	13.0	4/10	40	2/4		1/1	1/4							1	1			3/3	3												1			
9	ARANCINI Zoe	3	78	26.0	6/15	40	1/6	0/1	1/1	4/6							1	3	3	2		1	1														
10	MIHAILOVIC Lena	3	24	8.0	1/3	33	1/2				0/1								3		0/2	1															
11	KEARNS Matilda	3	29	9.7	2/3	67		1/2			1/1					3		1				2	1											1			
12	ANDREWS Abby	3	44	14.7	1/6	17	0/1				1/4	0/1					1		1																		
13	PALM Gabriella	2	64	32.0													2																				
Team																	9																				
Totals					32/91	35	16/54	3/5	2/2	10/24	0/1					1/5		21	28	22	14	3/12	17	4	1									4	1		
Against					26/82	32	10/39	4/10	1/3	7/19	0/1			3/4	1/6		21	22	16	13	9/12	14	5	1	1	1											
Goalkeepers																						4															
Totals		29/55	53	15/25	4/8	1/2	5/12						1/4	3/4																							
					Saves/Shots																	4															
					Total	%	A	C	D	X	6m	6mF	PS	CA	CO								1														
1	YANITSAS Lea																					1															
13	PALM Gabriella																					0															
Totals					18/34	53	8/13	4/7	1/1	2/6				1/4	2/3								0														

Timeouts	4
Exclusions with Substitution	1
Exclusions w/Subst after 4 min.	0

	YC	RC
Head Coach	MIHAILOVIC Predrag	1 1
Official	RIPPON Rebecca	
Official	DAMJANOVIC Dusan	
Totals		1 1

Match	Possession		Goals (G) / Shots (Sh)						Extra Player Efficiency			DE	EX	
	#	Time	AA		X		PS		G	EPS	%		S	N
			G	Sh	G	Sh	G	Sh						
AUS - ROC	38	16:35	5	25	3	7			3	8	38			
AUS - CAN	41	13:50	7	17	3	10	4	4	3	8	38		1	
NED - AUS	39	15:05	10	25	4	7			4	6	67			
Totals	118	45:30	22	67	10	24	4	4	10	22	45		1	



Team Roster
チーム登録名簿 / Composition de l'équipe
As of SAT 24 JUL 2021

REVISED
24 JUL 11:46

AUS - Australia

Cap No.	Name	Pos.	L/R	Date of Birth	Height m / ft in	Club	OG / Goals	Int. Matches Played
1	YANITSAS Lea	GK	R	15 MAR 1989		UNSW Wests, Sydney (AUS)	1 / 0	156
2	GOFERS Keesja	D	R	16 MAR 1990		Sydney Uni, Sydney (AUS)	1 / 5	201
3	BUCKLING Hannah	CB	R	3 JUN 1992		Sydney Uni, Sydney (AUS)	1 / 5	184
4	HALLIGAN Bronte	D	R	12 AUG 1996		UNSW Wests, Sydney (AUS)		103
5	ARMIT Elle	CF	R	20 AUG 1991		Drummoyne, Sydney (AUS)		70
6	KNOX Bronwen	CB	R	16 APR 1986		QLD Thunder, Brisbane (AUS)	3 / 20	387
7	WEBSTER Rowie (C)	D	R	27 DEC 1987		UTS Balmain, Sydney (AUS)	2 / 23	305
8	RIDGE Amy	CB	R	15 AUG 1996		UNSW Wests, Sydney (AUS)		81
9	ARANCINI Zoe	D	R	14 JUL 1991		Fremantle, Perth (AUS)	1 / 6	256
10	MIHAILOVIC Lena	D	R	10 AUG 1996		ACU Cronulla, Sydney (AUS)		44
11	KEARNS Matilda	CF	R	2 OCT 2000		Sydney Uni, Sydney (AUS)		5
12	ANDREWS Abby	D	L	28 NOV 2000		QLD Thunder, Brisbane (AUS)		5
13	PALM Gabriella	GK	R	20 MAY 1998		QLD Thunder, Brisbane (AUS)		50

Head Coach: MIHAILOVIC Predrag
Official: RIPPON Rebecca
Official: DAMJANOVIC Dusan

Note:
Number of senior international matches played, include only FINA and Continental Competitions matches (friendly matches not included).

Legend:
(C) Captain CB Centre Back CF Centre Forward D Driver GK Goalkeeper
Int. International L Left L/R Handedness No. Number
OG/Goals Participation and goals scored in Olympic Games Pos. Playing Position R Right

REVISED

Team Australia (AUS) has opted to substitute in their "Ap" Athlethe



Cumulative Statistics
累積統計 / Statistiques cumulées
CAN - Canada
After 7 matches

Finals

Cap No.	Name	MP	Min.	Avg. Min	Goals/Shots											Personal Fouls															
					Total	%	A	C	D	X	6m	6mF	PS	CA	CO	TF	ST	RB	BL	SP	CP	FP	DS	M6	CS	DE	P	EX			
1	VULPISI Clara	1	32	32.0																											
2	McKEE Kelly	3	46	15.3	1/7	14	0/4					1/2		0/1																	
3	CREVIER Axelle	3	54	18.0	4/14	29	3/9					1/5																			
4	WRIGHT Emma	3	59	19.7	6/7	86						2/2																			
5	EGGENS Monika	3	64	21.3	4/7	57	2/4					1/2		1/1																	
6	SOHI Gurpreet	3	37	12.3	0/11	0	0/9					0/2																			
7	BEKHAZI Joelle	3	46	15.3	2/10	20	1/3					1/5																			
8	LEMAY-LAVOIE Elyse	3	38	12.7	1/1	100						1/1																			
9	McKELVEY Hayley	3	48	16.0	3/7	43	2/5				1/1	0/1																			
10	CHRISTMAS Kyra	3	73	24.3	5/14	36	2/8					2/4																			
11	PAUL Kindred	3	44	14.7	0/6	0	0/6																								
12	la ROCHE Shae	3	68	22.7	5/13	38	3/9					2/3																			
13	WRIGHT Claire	2	64	32.0	0/2	0	0/2																								
Team																															
Totals																															
Against																															
					31/99	31	13/59	5/6	1/1	10/26		0/1	1/1	1/5																	
Totals					33/85	39	11/34	3/9	3/3	11/30	0/1		3/3	2/5																	
Cap No.	Goalkeepers				Saves/Shots																										
	Total	%	A	C	D	X	6m	6mF	PS	CA	CO																				
1	VULPISI Clara	7/23	30	5/8	0/2	0/2	1/6			0/2	1/3																				
13	WRIGHT Claire	13/30	43	4/12	2/3	0/1	5/11	1/1		0/1	1/1																				
Totals					20/53	38	9/20	2/5	0/3	6/17	1/1		0/3	2/4																	

Timeouts	4
Exclusions with Substitution	2
Exclusions w/Subst after 4 min.	0

	YC	RC
Head Coach	PARADELO David	1
Official	CAMPBELL Cora	
Totals		1

Match	Possession		Goals (G) / Shots (Sh)						Extra Player Efficiency			DE	EX	
	#	Time	AA	X	PS	G	Sh	G	Sh	G	EPS		%	S
CAN - USA	37	16:39	2	28	3	6				3	6	50		1
AUS - CAN	32	18:10	7	21	3	8	2	4		3	7	43		
CHN - CAN	47	15:28	11	23	4	12	1	1		4	12	33		1
Totals	116	50:17	20	72	10	26	3	5		10	25	40		2



Cumulative Statistics

累積統計 / Statistiques cumulées

CAN - Canada After 7 matches

Overall (Preliminary Round + Finals)

Cap No.	Name	MP	Min.	Avg. Min.	Goals/Shots											TF	ST	RB	BL	SP	Personal Fouls																										
					Total	%	A	C	D	X	6m	6mF	PS	CA	CO						CP	FP	DS	M6	CS	DE	P	EX																			
1	VULPISI Clara	2	64	32.0																																											
2	McKEE Kelly	7	102	14.6	3/14	21	2/10				1/2		0/1			0/1			7	2	2			5																							
3	CREVIER Axelle	7	112	16.0	8/28	29	6/15				1/10	0/1			1/2			1	4	6	3	1/4	2												2												
4	WRIGHT Emma	7	144	20.6	7/15	47	0/2	4/9			2/2				1/2			5	5	3	1		2																								
5	EGGENS Monika	7	142	20.3	10/20	50	6/11				2/5	0/2		2/2			3	1		4			5												1												
6	SOHI Gurpreet	7	105	15.0	5/24	21	1/16	0/1			2/5				2/2			1	5	3	2	2/6	1	1												1											
7	BEKHAZI Joelle	7	109	15.6	5/21	24	2/11				3/8				0/2			5	1	1	1		1	1																							
8	LEMAY-LAVOIE Elyse	7	99	14.1	7/16	44	0/1	5/12			2/2				0/1		15	1	3	3		4	2													1											
9	McKELVEY Hayley	7	122	17.4	7/20	35	5/15		1/1	1/2				0/1	0/1		3	7	3	1		6	1											1	1												
10	CHRISTMAS Kyra	7	163	23.3	15/29	52	6/16				7/10				2/3			3	5	4	9/18	5														1											
11	PAUL Kindred	7	92	13.1	2/12	17	1/9				0/2				1/1			1	4	2	3		8																								
12	la ROCHE Shae	7	155	22.1	10/27	37	4/18				5/7				1/2		2	7	2	7		4	1	1																							
13	WRIGHT Claire	5	160	32.0	0/2	0	0/2											1																			1										
Team																										3																					
Totals					79/228	35	33/124	9/22	1/1	26/55	0/3	0/1	2/3	8/17				34	50	30	31	12/28	41	8	1												8	2									
Against					72/198	36	24/93	6/15	4/4	25/60	1/6		6/8	6/12			46	44	39	27	16/28	39	7	2	4	4												3	6								
Cap No.	Goalkeepers																																														
Saves/Shots					Total	%	A	C	D	X	6m	6mF	PS	CA	CO												Timeouts	12																			
1	VULPISI Clara	15/32	47	10/13	1/3	0/2	2/8	1/1								0/2	1/3												Exclusions with Substitution	2																	
13	WRIGHT Claire	37/92	40	19/40	3/7	0/2	9/28	2/3							1/5	3/7												Exclusions w/Subst after 4 min.	0																		
Totals					52/124	42	29/53	4/10	0/4	11/36	3/4				1/7	4/10																															

		YC	RC
Head Coach	PARADELO David	3	
Official	CAMPBELL Cora		
Totals		3	

Match	Possession		Goals (G) / Shots (Sh)						Extra Player Efficiency			DE	EX	
			AA		X		PS		G	EPS	%		S	N
	#	Time	G	Sh	G	Sh	G	Sh	G	EPS	%	S	N	
Totals	264	1:51:43	51	170	26	55	4	7	26	51	51		2	

Legend:									
#	Number of possessions	%	Efficiency	6m	6 metre direct shot in free throw situation	6mF	6 metre shot after free throw and movement	A	Action shot
AA	All action shots (A, C, D, 6m, 6mF, CA and CO)	BL	Blocked shots	C	Centre shot	CA	Counter Attack	CO	Corner shot
CP	Centre forward position exclusion	CS	Counter attacking situation exclusion	D	Shot in driving situation	DE	Shot in driving situation	DE	Double Exclusion
DS	Driving situation exclusion	EPS	Extra Player Situation	EX	Exclusion (S - with substitution, N - with substitution after 4 min.)	MP	Matches played	No.	Number
FP	Field exclusion	M6	Exclusion in 6 metre free throw situation	MP	Matches played	RC	Red Card	Sh	Shots
P	Penalty Foul	PS	Penalty shot	RB	Rebounds	X	Extra player shot	YC	Yellow Card
SP	Sprint (Won/Sprints)	ST	Steals	TF	Turnover Fouls				



Team Roster

チーム登録名簿 / Composition de l'équipe
As of TUE 27 JUL 2021

REVISED
27 JUL 20:16

CAN - Canada

Cap No.	Name	Pos.	L/R	Date of Birth	Height m / ft in	Club	OG / Goals	Int. Matches Played
1	VULPISI Clara	GK	R	15 JUL 1998	1.72 / 5'8"	Club Aquatique Mtl Ouest, Montreal (CAN)		53
2	McKEE Kelly	CB	R	16 JUN 1992	1.72 / 5'8"	Calgary Renegades, Calgary (CAN)		320
3	CREVIER Axelle	D	R	22 MAR 1997	1.72 / 5'8"	Club Aquatique Mtl Ouest, Montreal (CAN)		120
4	WRIGHT Emma	CF	L	16 NOV 1996	1.80 / 5'11"	Shadow WP Club, Scarborough (CAN)		209
5	EGGENS Monika (C)	D	R	25 DEC 1990	1.88 / 6'2"	Pacific Storm, Vancouver (CAN)		499
6	SOHI Gurpreet	D	R	20 JUL 1994	1.70 / 5'7"	Fraser Valley, Fraser Valley (CAN)		90
7	BEKHAZI Joelle	D	R	27 APR 1987	1.70 / 5'7"	Dollard Water Polo Club, Dollard-des-Ormeaux (CAN)		574
8	LEMAY-LAVOIE Elyse	CF	R	12 NOV 1994	1.74 / 5'9"	Club Aquatique Mtl Ouest, Montreal (CAN)		100
9	McKELVEY Hayley	CB	R	11 MAR 1996	1.80 / 5'11"	Pacific Storm, Vancouver (CAN)		130
10	CHRISTMAS Kyra	D	L	14 MAR 1997	1.82 / 6'0"	Calgary Renegades, Calgary (CAN)		99
11	PAUL Kindred	CB	R	22 FEB 1996	1.80 / 5'11"	Edmonton WP Club, Edmonton (CAN)		97
12	la ROCHE Shae	D	R	3 SEP 1992	1.65 / 5'5"	Club Aquatique Laval, Laval (CAN)		240
13	WRIGHT Claire	GK	R	2 FEB 1994	1.78 / 5'10"	Shadow WP Club, Scarborough (CAN)		140

Head Coach: PARADELO David
Official: CAMPBELL Cora

Note:
Number of senior international matches played, include only FINA and Continental Competitions matches (friendly matches not included).

Legend:
(C) Captain CB Centre Back CF Centre Forward D Driver GK Goalkeeper
Int. International L Left L/R Handedness No. Number
OG/Goals Participation and goals scored in Olympic Games Pos. Playing Position R Right

REVISED

Team Canada (CAN) has opted to substitute in their "Ap" Athlete



REVISED
8 AUG 9:56

Cumulative Statistics
累積統計 / Statistiques cumulées

CHN - China
After 7 matches

Finals

Cap No.	Name	MP	Min.	Avg. Min	Goals/Shots										Personal Fouls																								
					Total	%	A	C	D	X	6m	6mF	PS	CA	CO	TF	ST	RB	BL	SP	CP	FP	DS	M6	CS	DE	P	EX											
2	WANG Xinyan	3	79	26.3	3/15	20	3/10				0/5							4	3	2	1/5	4																	
3	MEI Xiaohan	3	41	13.7	0/2	0	0/2											1	3		1		5	1														2	
4	XIONG Dunhan	3	35	11.7	1/5	20		1/1			0/4							5																					
5	NIU Guannan	3	77	25.7	3/17	18	1/12				2/5									1		1/6																2	
6	ZHAI Ying	3	23	7.7	0/5	0	0/4				0/1								1				1																
7	LU Yiwu	3	32	10.7	2/5	40	1/2				1/3								1			1/0	6															1	
8	WANG Huan	3	77	25.7	2/10	20	2/9							0/1				1		1			3																
9	DENG Zewen	3	62	20.7	3/13	23	1/8				1/2	0/2		1/1					1		1		3	1														1	
10	ZHANG Danyi	3	31	10.3	1/3	33	1/3																2																
11	CHEN Xiao	3	58	19.3	1/6	17		1/6										3	2				1	1															
12	ZHANG Jing	3	60	20.0	4/6	67	1/1				2/4			1/1				1	3	3	3		1																
13	SHEN Yineng	3	96	32.0															1																				
Team																		3																					
Totals					20/87	23	10/51	2/7			6/24	0/2			2/3			14	16	8	8	2/12	25	3	1												2	4	
Against					40/89	45	13/35	7/12	1/2	12/28	0/1			2/2	5/9			25	14	22	11	10/12	25	1													3	1	
Cap No.	Goalkeepers				Saves/Shots														Timeouts																				
13	SHEN Yineng				25/65	38	11/24	3/10	0/1	7/19	1/1			0/2	3/8																							6	
Totals					25/65	38	11/24	3/10	0/1	7/19	1/1			0/2	3/8																								4
Totals																																							0

	YC	RC		
Head Coach	POROBIC Petar (MNE)			
Official	LI Wenhua			
Official	GOMEZ AGUERA Salvador Emilio (ESP)			
Totals				

Match	Possession		Goals (G) / Shots (Sh)						Extra Player Efficiency			DE	EX	
	#	Time	AA		X		PS		G	EPS	%		S	N
	G	Sh	G	Sh	G	Sh	G	Sh						
ESP - CHN	31	16:18	4	16	2	8	1	1	2	8	25		1	
CHN - NED	35	17:04	5	29	1	4		1	1	5	20		1	
CHN - CAN	38	16:32	3	15	3	12	1	1	3	12	25		2	
Totals	104	49:54	12	60	6	24	2	3	6	25	24		4	



REVISED
8 AUG 9:56

Cumulative Statistics
累積統計 / Statistiques cumulées

CHN - China
After 7 matches

Overall (Preliminary Round + Finals)

Cap No.	Name	MP	Min.	Avg. Min	Goals/Shots											Personal Fouls																					
					Total	%	A	C	D	X	6m	6mF	PS	CA	CO	TF	ST	RB	BL	SP	CP	FP	DS	M6	CS	DE	P	EX									
1	PENG Lin	2	56	28.0														1																			
2	WANG Xinyan	7	161	23.0	10/29	34	8/22					2/7						1	5	5	2	4/11	8	1										1	3		
3	MEI Xiaohan	7	111	15.9	2/7	29	1/6				1/1						1	4	4	2		15	1												5		
4	XIONG Dunhan	7	100	14.3	5/14	36	0/1	3/5			2/8						10					1	1														
5	NIU Guannan	7	172	24.6	8/30	27	3/21				5/9							2	2	2	3/14	1												2			
6	ZHAI Ying	7	56	8.0	3/10	30	1/6	1/2	1/1	0/1								1				2		1													
7	LU Yiwen	7	68	9.7	4/11	36	3/8				1/3							3		2	0/2	11											1	1			
8	WANG Huan	7	178	25.4	8/21	38	3/12				5/8			0/1			3	1	3	4	0/1	8													1		
9	DENG Zewen	7	159	22.7	8/32	25	3/20				2/6	0/2		2/2	1/2			4	1	3		3	1	1											1		
10	ZHANG Danyi	5	45	9.0	1/3	33	1/3															2															
11	CHEN Xiao	7	125	17.9	6/13	46		4/10			2/3						10	2	2	1		1	1														
12	ZHANG Jing	7	171	24.4	16/26	62	5/10				6/10			5/5	0/1		1	4	7	9		3	2											1	1		
13	SHEN Yineng	7	168	24.0														3																			
Team																	8																				
Totals					71/196	36	28/109	8/17	1/1	26/56	0/2			7/8	1/3			34	30	24	25	7/28	55	7	2										5	12	
Against					90/220	41	31/94	11/20	1/3	33/68	0/4	0/1	4/5	10/25			46	43	42	22	21/28	47	12	1											8	7	
Cap No.	Goalkeepers	Saves/Shots														Timeouts																					
		Total	%	A	C	D	X	6m	6mF	PS	CA	CO																									
1	PENG Lin	13/38	34	4/14	0/2			5/16	1/1			1/2	2/3																							14	
13	SHEN Yineng	47/112	42	22/43	6/15	0/1		8/30	2/2			0/3	9/18																							12	
Totals		60/150	40	26/57	6/17	0/1		13/46	3/3			1/5	11/21																							0	

Head Coach	POROBIC Petar (MNE)	YC	RC
Official	LI Wenhua		
Official	GOMEZ AGUERA Salvador Emilio (ESP)		
Totals		1	

Match	Possession		Goals (G) / Shots (Sh)				Extra Player Efficiency				DE	EX		
	#	Time	AA	X	PS	G	Sh	G	Sh	G		EPS	%	S
Totals	240	2:02:03	38	132	26	56	7	8	26	59	44		12	

Legend:													
#	Number of possessions	%	Efficiency	6m	6 metre direct shot in free throw situation	6mF	6 metre shot after free throw and movement	A	Action shot	CO	Corner shot	DE	Double Exclusion
AA	All action shots (A, C, D, 6m, 6mF, CA and CO)	BL	Blocked shots	C	Centre shot	CA	Counter Attack	CS	Counter attacking situation exclusion	D	Shot in driving situation	EX	Exclusion (S - with substitution, N - with substitution after 4 min.)
CP	Centre forward position exclusion	EPS	Extra Player Situation	MP	Matches played	RC	Red Card	No.	Number	Sh	Shots	YC	Yellow Card
DS	Driving situation exclusion	M6	Exclusion in 6 metre free throw situation	PS	Penalty shot	ST	Steals	TF	Turnover Fouls	X	Extra player shot		
FP	Field exclusion												
P	Penalty Foul												
SP	Sprint (Won/Sprints)												

REVISED

Correction of Yellow Cards for Head Coach



Team Roster

チーム登録名簿 / Composition de l'équipe
As of SUN 25 JUL 2021

REVISED
25 JUL 21:25

CHN - China

Cap No.	Name	Pos.	L/R	Date of Birth	Height m / ft in	Club	OG / Goals	Int. Matches Played
1	PENG Lin	GK	R	4 APR 1995	1.70 / 5'7"	Hunan, Hunan (CHN)	1 / 0	108
2	WANG Xinyan	CB	R	26 APR 1991	1.80 / 5'11"	Shanghai, Shanghai (CHN)	1 / 2	126
3	MEI Xiaohan (C)	CB	R	11 NOV 1996	1.81 / 5'11"	Tianjin, Tianjin (CHN)	1 / 3	126
4	XIONG Dunhan	CF	R	11 NOV 1998	1.79 / 5'10"	Hunan, Changsha (CHN)	1 / 0	126
5	NIU Guannan	D	R	10 MAY 1992	1.78 / 5'10"	Guangxi, Nanning (CHN)	1 / 5	120
6	ZHAI Ying	D	R	10 FEB 1996	1.72 / 5'8"	Hunan, Changsha (CHN)		22
7	LU Yiwen	D	R	16 MAY 1996	1.81 / 5'11"	Fujian, Fuzhou (CHN)		49
8	WANG Huan	D	R	8 OCT 1997	1.84 / 6'0"	Shanghai, Shanghai (CHN)		53
9	DENG Zewen	D	R	6 FEB 1997	1.77 / 5'10"	Hunan, Changsha (CHN)		26
10	ZHANG Danyi	D	R	23 JAN 1995	1.76 / 5'9"	Shanghai, Shanghai (CHN)		81
11	CHEN Xiao	CF	R	11 MAR 1999	1.81 / 5'11"	Shanghai, Shanghai (CHN)		180
12	ZHANG Jing	D	L	16 JUN 1996	1.65 / 5'5"	Fujian, Fuzhou (CHN)	1 / 2	121
13	SHEN Yineng	GK	R	18 JAN 1995	1.88 / 6'2"	Shanghai, Shanghai (CHN)		61

Head Coach: POROBIC Petar (MNE)
Official: LI Wenhua
Official: GOMEZ AGUERA Salvador Emilio (ESP)

Note:
Number of senior international matches played, include only FINA and Continental Competitions matches (friendly matches not included).

Legend:
(C) Captain CB Centre Back CF Centre Forward D Driver GK Goalkeeper
Int. International L Left L/R Handedness No. Number
OG/Goals Participation and goals scored in Olympic Games Pos. Playing Position R Right

REVISED

Team China (CHN) has opted to substitute in their "Ap" Athlethe



Cumulative Statistics
累積統計 / Statistiques cumulées
ESP - Spain
After 7 matches

Finals

Cap No.	Name	MP	Min.	Avg. Min	Goals/Shots												Personal Fouls													
					Total	%	A	C	D	X	6m	6mF	PS	CA	CO	TF	ST	RB	BL	SP	CP	FP	DS	M6	CS	DE	P	EX		
1	ESTER RAMOS Laura	3	93	31.0																										
2	BACH Marta	3	20	6.7	1/1	100					1/1																			
3	ESPAR LLAQUET Anna	3	95	31.7	4/16	25	4/12				0/3						0/1													
4	ORTIZ Bea	3	83	27.7	4/16	25	1/7				3/8	0/1																		
5	RUIZ Elena	3	38	12.7	3/11	27	3/10				0/1																			
6	GONZALEZ LOPEZ Irene	3	19	6.3	1/4	25	0/2				1/2																			
7	ESPAR LLAQUET Clara	2	6	3.0																										
8	PENA Pili	3	74	24.7	0/1	0					0/1								4	1	1					1				
9	FORCA ARIZA Judith	3	53	17.7	5/18	28	3/10				2/8									1	1	1								
10	TARRAGO AYMERICH Roser	3	59	19.7	2/14	14	1/10				1/4								2	2	3	1/2			3	1				
11	GARCIA GODOY Maica	3	61	20.3	4/12	33	0/2	3/8			1/2								3		3	3						1		
12	LEITON ARRONES Paula	3	68	22.7	0/5	0		0/2			0/3								5	1	1	2			1		1			
13	SANCHEZ GONZALEZ Maria Elena	1	3	3.0																										
Team																			1											
Totals					24/98	24	12/53	3/10			9/33	0/1							12	11	20	15	4/12	28	2	2			3	2
Against					27/83	33	9/42	3/7			12/26	0/3							19	10	18	19	8/12	29	4	2				4
Goalkeepers																														
Totals					24/51	47	13/22	3/6			6/18	1/1							0/3	1/1										

Timeouts	2
Exclusions with Substitution	2
Exclusions w/Subst after 4 min.	0

		YC	RC
Head Coach	OCA GAIA Miguel Angel	2	
Official	VALLS NART Jordi		
Official	ANDREO GABAN Angel Luis		
Totals		2	

Match	Possession		Goals (G) / Shots (Sh)						Extra Player Efficiency			DE	EX	
	#	Time	AA		X		PS		G	EPS	%		S	N
	G	Sh	G	Sh	G	Sh	G	Sh	%					
ESP - CHN	35	15:42	5	18	6	12			6	11	55			
ESP - HUN	44	14:24	7	28	1	8			1	6	17			1
ESP - USA	37	17:42	3	19	2	13			2	16	13			1
Totals	116	47:48	15	65	9	33			9	33	27			2



Team Roster

チーム登録名簿 / Composition de l'équipe
As of FRI 6 AUG 2021

REVISED
6 AUG 21:08

ESP - Spain

Cap No.	Name	Pos.	L/R	Date of Birth	Height m / ft in	Club	OG / Goals	Int. Matches Played
1	ESTER RAMOS Laura	GK	R	22 JAN 1990	1.72 / 5'8"	CN SABADELL, SABADELL (ESP)	2 / 0	309
2	BACH Marta	CB	R	17 FEB 1993	1.76 / 5'9"	CN MATARO, MATARO (ESP)	2 / 0	232
3	ESPAR LLAQUET Anna	D	R	8 JAN 1993	1.80 / 5'11"	CN MATARO, MATARO (ESP)	2 / 22	259
4	ORTIZ Bea	D	R	21 JUN 1995	1.76 / 5'9"	CN TERRASSA, TERRASSA (ESP)	1 / 6	118
5	RUIZ Elena	D	R	29 OCT 2004	1.70 / 5'7"	CN RUBI, RUBI (ESP)		-
6	GONZALEZ LOPEZ Irene	CB	R	23 JUL 1996	1.70 / 5'7"	CN SABADELL, SABADELL (ESP)		18
7	ESPAR LLAQUET Clara	D	R	29 SEP 1994	1.77 / 5'10"	CE MEDITERRANI, BARCELONA (ESP)	1 / 0	133
8	PENA Pili (C)	D	L	4 APR 1986	1.75 / 5'9"	CN TERRASSA, TERRASSA (ESP)	2 / 8	433
9	FORCA ARIZA Judith	D	L	7 JUN 1996	1.73 / 5'8"	CN SABADELL, SABADELL (ESP)	1 / 7	116
10	TARRAGO AYMERICH Roser	D	R	25 MAR 1993	1.71 / 5'7"	CE MEDITERRANI, BARCELONA (ESP)	2 / 20	189
11	GARCIA GODOY Maica	CF	R	17 OCT 1990	1.88 / 6'2"	CN SABADELL, SABADELL (ESP)	2 / 20	322
12	LEITON ARRONES Paula	CF	R	27 APR 2000	1.89 / 6'2"	CN TERASSA, TERRASSA (ESP)	1 / 2	111
13	SANCHEZ GONZALEZ Maria Elena	GK	R	22 OCT 1994	1.77 / 5'10"	CN MATARO, MATARO (ESP)		88

Head Coach: OCA GAIA Miguel Angel
Official: VALLS NART Jordi
Official: ANDREO GABAN Angel Luis

Note:
Number of senior international matches played, include only FINA and Continental Competitions matches (friendly matches not included).

Legend:
(C) Captain CB Centre Back CF Centre Forward D Driver GK Goalkeeper
Int. International L Left L/R Handedness No. Number
OG/Goals Participation and goals scored in Olympic Games Pos. Playing Position R Right

REVISED

Team Spain (ESP) has opted to substitute in their "Ap" Athlethe



Cumulative Statistics

累積統計 / Statistiques cumulées

HUN - Hungary

After 7 matches

Preliminary Round

Cap No.	Name	MP	Min.	Avg. Min	Goals/Shots											TF	ST	RB	BL	SP	Personal Fouls														
					Total	%	A	C	D	X	6m	6mF	PS	CA	CO						CP	FP	DS	M6	CS	DE	P	EX							
1	GANGL Edina	2	16	8.0														1																	
2	SZILAGYI Dorottya	4	99	24.8	7/20	35	2/11				4/5	0/1				1/3								4	3								1	1	
3	VALYI Vanda	4	73	18.3	3/5	60	2/2				1/1					0/2					15/16		2	2									1		
4	GURISATTI Greta	4	71	17.8	7/16	44	1/8	2/3			3/4			1/1									1	4											
5	SZUCS Gabriella	4	54	13.5	2/7	29	2/6				0/1												6											1	
6	PARKES Rebecca	4	81	20.3	10/19	53		8/15			2/3					0/1							1												
7	ILLES Anna	4	81	20.3	4/8	50	1/4				3/4												4	2	1										
8	KESZTHELYI Rita	4	113	28.3	7/24	29	1/11	0/1	1/2	1/5	1/2					3/3							1	5	2	5		1		1	1				
9	LEIMETER Dora	4	66	16.5	3/10	30	0/3				2/6			1/1									1	1									1		
10	GYONGYOSSY Aniko	3	34	11.3	2/2	100		1/1			1/1												2											1	
11	RYBANSKA Natasa	3	42	14.0	0/3	0	0/1	0/1			0/1												3	1											
12	GARDA Krisztina	4	55	13.8	1/7	14	1/5				0/2												5	1										1	1
13	MAGYARI Alda	4	112	28.0																															
Team																		4																	
Totals					46/121	38	10/51	11/21	1/2	17/33	1/3			2/2	4/9				23	30	26	15	15/16	29	15	1	1	1	1					4	4
Against					43/119	36	14/58	0/4	1/3	19/42	1/1			4/4	4/7			14	26	21	11	1/16	24	6	1	1	1	1						2	2
Cap No.	Goalkeepers	Saves/Shots															Timeouts																		
		Total	%	A	C	D	X	6m	6mF	PS	CA	CO																							
1	GANGL Edina	3/9	33	2/4	1/1	0/1		0/1		0/1	0/1																								
13	MAGYARI Alda	24/61	39	10/22	2/2	2/2	7/26			0/3	3/6																								
Totals		27/70	39	12/26	3/3	2/3	7/26	0/1		0/4	3/7																								
																	Exclusions with Substitution																		
																	6																		
																	4																		
																	Exclusions w/Subst after 4 min.																		
																	0																		

	YC	RC
Head Coach	BIRO Attila	1
Official	TOTH Laszlo	
Official	ATS Bertalan Ferenc	
Totals	1	

Match	Possession		Goals (G) / Shots (Sh)						Extra Player Efficiency			DE	EX	
	#	Time	AA	X	PS	G	Sh	G	Sh	G	EPS		%	S
ROC - HUN	38	14:13	6	21	3	8	1	1	3	8	38			
HUN - USA	36	18:25	7	21	3	5			3	5	60			
JPN - HUN	42	15:02	11	22	6	8			6	8	75			
HUN - CHN	41	14:02	3	22	5	12	1	1	5	12	42			3
Totals	157	1:01:42	27	86	17	33	2	2	17	33	52			4



Cumulative Statistics
累積統計 / Statistiques cumulées

HUN - Hungary
After 7 matches

Finals

Cap No.	Name	MP	Min.	Avg. Min.	Goals/Shots										TF	ST	RB	BL	SP	Personal Fouls																												
					Total	%	A	C	D	X	6m	6mF	PS	CA						CO	CP	FP	DS	M6	CS	DE	P	EX																				
2	SZILAGYI Dorottya	3	72	24.0	5/11	45	1/4				3/6			1/1					3	4	2		2					1																				
3	VALYI Vanda	3	56	18.7	4/10	40	1/4				3/5					0/1				1	2	12/12	4	1					1	1																		
4	GURISATTI Greta	3	61	20.3	4/8	50	1/3	1/2			2/3								1		1		2																									
5	SZUCS Gabriella	3	36	12.0	1/5	20	0/3				1/2										4	2	4	1																								
6	PARKES Rebecca	3	59	19.7															7		5	4							1																			
7	ILLES Anna	3	53	17.7	5/11	45	2/7				3/4								1				4						1																			
8	KESZTHELYI Rita	3	92	30.7	3/13	23	1/7	1/1			0/1	1/2	0/1		0/1				4	1	4	5	1																									
9	LEIMETER Dora	3	53	17.7	4/12	33	0/6				3/5	1/1							2				2						1																			
10	GYONGYOSSY Aniko	3	33	11.0															5			1	2					1																				
11	RYBANSKA Natasa	3	24	8.0	2/2	100					2/2								1		1		3						1																			
12	GARDA Krisztina	3	38	12.7	2/9	22	1/6				1/3									2	1		4						1																			
13	MAGYARI Alda	3	96	32.0	1/2	50	1/2												1																													
Team																			1																													
Totals					31/83		37		8/42		2/3		18/31		2/3		0/1		1/1		0/2		18		9		21		18		12/12		28		2				2		5		2					
Against					28/98		29		13/55		1/5		9/31		0/1		5/5		0/1				9		20		21		14		0/12		22		4		3		4		4		2		1		5	
Cap No.	Goalkeepers	Saves/Shots										Timeouts																																				
		Total	%	A	C	D	X	6m	6mF	PS	CA	CO																																				
13	MAGYARI Alda	27/55	49	15/28	3/4		8/17				0/5	1/1										6																										
Totals		27/55	49	15/28	3/4		8/17				0/5	1/1										2																										
																						0																										

		YC	RC
Head Coach	BIRO Attila	2	
Official	TOTH Laszlo		
Official	ATS Bertalan Ferenc		
Totals		2	

Match	Possession		Goals (G) / Shots (Sh)						Extra Player Efficiency			DE	EX	
	#	Time	AA		X		PS		G	EPS	%		S	N
			G	Sh	G	Sh	G	Sh						
NED - HUN	38	17:44	4	14	10	12			10	14	71	1	1	
ESP - HUN	42	17:36	3	23	2	8	1	1	2	11	18			
HUN - ROC	37	19:24	5	14	6	11			6	11	55	1	1	
Totals	117	54:44	12	51	18	31	1	1	18	36	50	2	2	



Cumulative Statistics
累積統計 / Statistiques cumulées
HUN - Hungary
After 7 matches

Overall (Preliminary Round + Finals)

Cap No.	Name	MP	Min.	Avg. Min.	Goals/Shots										TF	ST	RB	BL	SP	Personal Fouls														
					Total	%	A	C	D	X	6m	6mF	PS	CA						CO	CP	FP	DS	M6	CS	DE	P	EX						
1	GANGL Edina	2	16	8.0																	1													
2	SZILAGYI Dorotya	7	170	24.3	12/31	39	3/15				7/11	0/1			1/1	1/3					1	8	7	5		6	3						2	1
3	VALYI Vanda	7	128	18.3	7/15	47	3/6				4/6					0/3					1	5	2	27/28	6	3								2
4	GURISATTI Greta	7	131	18.7	11/24	46	2/11	3/5			5/7				1/1						4	3	2	1		3	4							
5	SZUCS Gabriella	7	91	13.0	3/12	25	2/9				1/3												4	3		10	1							1
6	PARKES Rebecca	7	141	20.1	10/19	53			8/15		2/3						0/1				15	6	6	5		1								1
7	ILLES Anna	7	133	19.0	9/19	47	3/11				6/8											3	1	2		8	2	1						1
8	KESZTHELYI Rita	7	206	29.4	10/37	27	2/18	1/2	1/2	1/6	2/4	0/1				3/4					5	6	6	10		1	1			1	1			
9	LEIMETER Dora	7	119	17.0	7/22	32	0/9				5/11	1/1			1/1							4	5			3	1							2
10	GYONGYOSSY Aniko	6	66	11.0	2/2	100		1/1			1/1										10		2	1		4						1		1
11	RYBANSKA Natasa	6	66	11.0	2/5	40	0/1	0/1			2/3										1	4	3	2		6	1							1
12	GARDA Krisztina	7	93	13.3	3/16	19	2/11				1/5												6	2		9	1							2
13	MAGYARI Alda	7	208	29.7	1/2	50	1/2															3												
Team																																		
Totals					77/204	38	18/93	13/24	1/2	35/64	3/6	0/1	3/3	4/11		41	39	47	33	27/28	57	17	1	1	1	1	2	9	6					
Against					71/217	33	27/113	1/9	1/3	28/73	1/2		9/9	4/8		23	46	42	25	1/28	46	10	4	5	5	2	3	7						

	YC	RC
Head Coach	BIRO Attila	3
Official	TOTH Laszlo	
Official	ATS Bertalan Ferenc	
Totals	3	

Match	Possession		Goals (G) / Shots (Sh)				Extra Player Efficiency			DE	EX			
	#	Time	AA	X	PS	G	Sh	G	Sh		G	EPS	%	S
Totals	274	1:56:26	39	137	35	64	3	3	35	69	51	2	6	

Legend:									
#	Number of possessions	%	Efficiency	6m	6 metre direct shot in free throw situation	6mF	6 metre shot after free throw and movement	A	Action shot
AA	All action shots (A, C, D, 6m, 6mF, CA and CO)	BL	Blocked shots	C	Centre shot	CA	Counter Attack	CO	Corner shot
CP	Centre forward position exclusion	CS	Counter attacking situation exclusion	D	Shot in driving situation	D	Shot in driving situation	DE	Double Exclusion
DS	Driving situation exclusion	EPS	Extra Player Situation	EX	Exclusion (S - with substitution, N - with substitution after 4 min.)	EX	Exclusion (S - with substitution, N - with substitution after 4 min.)	MP	Matches played
FP	Field exclusion	M6	Exclusion in 6 metre free throw situation	MP	Matches played	MP	Matches played	No.	Number
P	Penalty Foul	PS	Penalty shot	RB	Rebounds	RC	Red Card	Sh	Shots
SP	Sprint (Won/Sprints)	ST	Steals	TF	Turnover Fouls	X	Extra player shot	YC	Yellow Card



Team Roster

チーム登録名簿 / Composition de l'équipe
As of SUN 25 JUL 2021

REVISED
25 JUL 21:26

HUN - Hungary

Cap No.	Name	Pos.	L/R	Date of Birth	Height m / ft in	Club	OG / Goals	Int. Matches Played
1	GANGL Edina	GK	R	25 JUN 1990		UVSE Vízilabda SE, Budapest (HUN)	2 /	167
2	SZILAGYI Dorottya	D	R	10 NOV 1996		Dunaújvárosi Főiskola VE, Dunaújváros (HUN)		107
3	VALYI Vanda	D	R	13 AUG 1999		Ferencvárosi Torna Club, Budapest (HUN)		70
4	GURISATTI Greta	D	R	14 MAY 1996		Dunaújvárosi Főiskola VE, Dunaújváros (HUN)		108
5	SZUCS Gabriella	CB	R	7 MAR 1988		UVSE Vízilabda SE, Budapest (HUN)	2 / 16	286
6	PARKES Rebecca	CF	R	16 AUG 1994		UVSE Vízilabda SE, Budapest (HUN)		82
7	ILLES Anna	D	R	21 FEB 1994		Ferencvárosi Torna Club, Budapest (HUN)	1 / 2	215
8	KESZTHELYI Rita (C)	D	R	10 DEC 1991		UVSE Vízilabda SE, Budapest (HUN)	2 / 24	291
9	LEIMETER Dora	D	L	8 MAY 1996		Budapesti Vasutas SC, Budapest (HUN)		78
10	GYONGYOSSY Aniko	CF	R	21 MAY 1990		Budapesti Vasutas SC, Budapest (HUN)		105
11	RYBANSKA Natasa	CB	R	10 APR 2000		UVSE Vízilabda SE, Budapest (HUN)		55
12	GARDA Krisztina	D	R	16 JUL 1994		Dunaújvárosi Főiskola VE, Dunaújváros (HUN)	1 / 1	138
13	MAGYARI Aida	GK	R	19 OCT 2000		Dunaújvárosi Főiskola VE, Dunaújváros (HUN)		25

Head Coach: BIRO Attila
Official: TOTH Laszlo
Official: ATS Bertalan Ferenc

Note:
Number of senior international matches played, include only FINA and Continental Competitions matches (friendly matches not included).

Legend:
(C) Captain CB Centre Back CF Centre Forward D Driver GK Goalkeeper
Int. International L Left L/R Handedness No. Number
OG/Goals Participation and goals scored in Olympic Games Pos. Playing Position R Right

REVISED

Team Hungary (HUN) has opted to substitute in their "Ap" Athlete



Cumulative Statistics
累積統計 / Statistiques cumulées

JPN - Japan
After 4 matches

Preliminary Round

Cap No.	Name	MP	Min.	Avg. Min	Goals/Shots										TF	ST	RB	BL	SP	Personal Fouls																					
					Total	%	A	C	D	X	6m	6mF	PS	CA						CO	CP	FP	DS	M6	CS	DE	P	EX													
1	MIURA Rikako	3	78	26.0																																					
2	ARIMA Yumi	4	110	27.5	13/36	36	3/14	0/1	0/1	5/12	0/2		4/5	1/1		2	4	1		0/1	4	2																		1	
3	INABA Akari	4	107	26.8	7/15	47	2/7		1/1	1/3	1/1			2/3	3	3	1				3			1	1													2	1		
4	URA Eruna	4	89	22.3	3/13	23	0/5	0/1	0/1	1/3				2/3	7	4			0/6	1																			1		
5	IWANO Kaho	4	72	18.0	4/14	29	1/7		0/1	3/6					1	3				3																			2		
6	KOIDE Miku	4	39	9.8	3/3	100		1/1		2/2					2																										
7	HASHIDA Maiko	4	109	27.3	4/10	40	3/8			1/2						3	2			1	2																				
8	NIIZAWA Yuki	4	63	15.8	2/9	22	1/5			0/3			1/1		1	2	1			1																					
9	YAMAMOTO Minori	3	24	8.0	0/2	0		0/1		0/1					1																										
10	KAWAGUCHI Kako	4	71	17.8	4/21	19	1/9			3/11			0/1			5	2			2	2																				
11	TOKUMOTO Marina	4	34	8.5												2				3																					
12	KUDO Kyoko	4	49	12.3	4/5	80	1/1							3/4		1	2		2/9	2	1																				
13	SHIOYA Minami	2	50	25.0												4																									
Team																																									
Totals					44/128 34 12/56 1/4 1/4 16/43 1/3 4/6 9/12										5					22 31 9 2/16 16 11 1 1 6 1																					
Against					78/128 61 10/27 17/30 9/10 23/32 1/2 5/6 13/21										30					32 20 13 14/16 22 14 2 2 6 7																					
Cap No.	Goalkeepers	Saves/Shots										Timeouts																													
Total	%	A	C	D	X	6m	6mF	PS	CA	CO																															
1	MIURA Rikako	16/63	25	6/13	3/12	1/8	2/16		1/6	3/8	8																														
13	SHIOYA Minami	11/42	26	3/6	4/12	0/2	2/11	0/1	2/10		1																														
Totals		27/105 26 9/19 7/24 1/10 4/27 0/1 1/6 5/18										Exclusions with Substitution 1 Exclusions w/Subst after 4 min. 0																													

	YC	RC
Head Coach	MOTOMIYA Makihiro	
Official	OI Keiji	
Official	KAWASAKI Namie	
Totals		

Match	Possession		Goals (G) / Shots (Sh)						Extra Player Efficiency			DE	EX	
	#	Time	AA		X		PS		G	EPS	%		S	N
JPN - USA	31	18:18	2	20	2	7			2	6	33			
CHN - JPN	37	14:10	7	19	3	11	1	1	3	10	30		1	
JPN - HUN	36	16:58	9	24	2	6	2	2	2	8	25			
ROC - JPN	46	16:20	6	16	9	19	1	3	9	17	53			
Totals	150	1:05:46	24	79	16	43	4	6	16	41	39		1	



Cumulative Statistics
累積統計 / Statistiques cumulées

JPN - Japan
After 4 matches

Overall (Preliminary Round + Finals)

Cap No.	Name	MP	Min.	Avg. Min	Goals/Shots										TF	ST	RB	BL	SP	Personal Fouls														
					Total	%	A	C	D	X	6m	6mF	PS	CA						CO	CP	FP	DS	M6	CS	DE	P	EX						
1	MIURA Rikako	3	78	26.0																														
2	ARIMA Yumi	4	110	27.5	13/36	36	3/14	0/1	0/1	5/12	0/2			4/5	1/1			2	4	1		0/1	4	2										1
3	INABA Akari	4	107	26.8	7/15	47	2/7		1/1	1/3	1/1				2/3		3	3	1				3			1	1							1
4	URA Eruna	4	89	22.3	3/13	23	0/5	0/1	0/1	1/3					2/3		7	4			0/6		1											1
5	IWANO Kaho	4	72	18.0	4/14	29	1/7		0/1	3/6							1	3					3											2
6	KOIDE Miku	4	39	9.8	3/3	100		1/1		2/2							2																	
7	HASHIDA Maiko	4	109	27.3	4/10	40	3/8			1/2								3	2				1	2										
8	NIIZAWA Yuki	4	63	15.8	2/9	22	1/5			0/3				1/1			1	2	1			1												
9	YAMAMOTO Minori	3	24	8.0	0/2	0		0/1		0/1							1																	
10	KAWAGUCHI Kako	4	71	17.8	4/21	19	1/9			3/11				0/1				5	2				2	2										
11	TOKUMOTO Marina	4	34	8.5														2					3											
12	KUDO Kyoko	4	49	12.3	4/5	80	1/1								3/4			1	2		2/9	2	1											
13	SHIOYA Minami	2	50	25.0														4																
Team																				5														
Totals					44/128	34	12/56	1/4	1/4	16/43	1/3			4/6	9/12				22	31	9		2/16	16	11			1	1			6	1	
Against					78/128	61	10/27	17/30	9/10	23/32	1/2		5/6	13/21				30	32	20	13	14/16	22	14			2	2			6	7		

Cap No.	Goalkeepers	Saves/Shots										Timeouts	Exclusions with Substitution	Exclusions w/Subst after 4 min.
		Total	%	A	C	D	X	6m	6mF	PS	CA			
1	MIURA Rikako	16/63	25	6/13	3/12	1/8	2/16			1/6	3/8			
13	SHIOYA Minami	11/42	26	3/6	4/12	0/2	2/11	0/1		2/10				
Totals		27/105	26	9/19	7/24	1/10	4/27	0/1		1/6	5/18			

	YC	RC
Head Coach	MOTOMIYA Makihiro	
Official	OI Keiji	
Official	KAWASAKI Namie	
Totals		

Legend:

#	Number of possessions	%	Efficiency	6m	6 metre direct shot in free throw situation	6mF	6 metre shot after free throw and movement	A	Action shot
AA	All action shots (A, C, D, 6m, 6mF, CA and CO)	BL	Blocked shots	C	Centre shot	CA	Counter Attack	CO	Corner shot
CP	Centre forward position exclusion	CS	Counter attacking situation exclusion	D	Shot in driving situation	DE	Double Exclusion		
DS	Driving situation exclusion	EPS	Extra Player Situation	EX	Exclusion (S - with substitution, N - with substitution after 4 min.)				
FP	Field exclusion	M6	Exclusion in 6 metre free throw situation	MP	Matches played	No.	Number		
P	Penalty Foul	PS	Penalty shot	RB	Rebounds	RC	Red Card	Sh	Shots
SP	Sprint (Won/Sprints)	ST	Steals	TF	Turnover Fouls	X	Extra player shot	YC	Yellow Card

Added "Legend" for "X" and "YC"



Team Roster

チーム登録名簿 / Composition de l'équipe
As of FRI 30 JUL 2021

REVISED
30 JUL 12:14

JPN - Japan

Cap No.	Name	Pos.	L/R	Date of Birth	Height m / ft in	Club	OG / Goals	Int. Matches Played
1	MIURA Rikako	GK	R	13 OCT 1989		NITTAI CLUB, YOKOHAMA City (JPN)		76
2	ARIMA Yumi	D	R	9 SEP 1997		FUJIMURA, MUSASHINO City (JPN)		45
3	INABA Akari	D	R	2 FEB 1998		SHUMEI UNIVERSITY, YACHIYO City (JPN)		50
4	URA Eruna	D	R	14 OCT 2002		SHUMEI UNIVERSITY, YACHIYO City (JPN)		8
5	IWANO Kaho	CB	R	6 AUG 1999		SHUMEI UNIVERSITY, YACHIYO City (JPN)		6
6	KOIDE Miku	CF	R	21 MAY 1992		BOURBON WATER POLO CLUB, KASHIWAZAKI City (JPN)		33
7	HASHIDA Maiko	D	R	23 DEC 2000		NSSU, YOKOHAMA City (JPN)		28
8	NIIZAWA Yuki (C)	D	L	13 FEB 1997		NITTAI CLUB, YOKOHAMA City (JPN)		51
9	YAMAMOTO Minori	D	R	14 OCT 1997		SHUMEI UNIVERSITY, YACHIYO City (JPN)		45
10	KAWAGUCHI Kako	D	L	14 JUL 1999		NSSU, YOKOHAMA City (JPN)		6
11	TOKUMOTO Marina	CB	R	2 FEB 1996		TOUEIKAI, KOTESASHI City (JPN)		65
12	KUDO Kyoko	D	R	10 FEB 2001		NSSU, YOKOHAMA City (JPN)		6
13	SHIOYA Minami	GK	R	27 JUL 1997		SHUMEI UNIVERSITY, YACHIYO City (JPN)		51

Head Coach: MOTOMIYA Makihiro
Official: OI Keiji
Official: KAWASAKI Namie

Note:
Number of senior international matches played, include only FINA and Continental Competitions matches (friendly matches not included).

Legend:
(C) Captain CB Centre Back CF Centre Forward D Driver GK Goalkeeper
Int. International L Left L/R Handedness No. Number
OG/Goals Participation and goals scored in Olympic Games Pos. Playing Position R Right

REVISED

Team Japan (JPN) has opted to substitute in their "Ap" Athlethe



Cumulative Statistics

累積統計 / Statistiques cumulées

NED - Netherlands

After 7 matches

Preliminary Round

Cap No.	Name	MP	Min.	Avg. Min	Goals/Shots										Personal Fouls															
					Total	%	A	C	D	X	6m	6mF	PS	CA	CO	TF	ST	RB	BL	SP	CP	FP	DS	M6	CS	DE	P	EX		
1	KOENDERS Joanne	2	51	25.5														1												
2	MEGENS Maud	4	93	23.3	13/21	62	4/9				5/7			3/3	1/2			2	2	3	1					2				
3	GENEE Dagmar	3	48	16.0	2/3	67	1/2				1/1								2	2	3				3	1				
4	van der SLOOT Sabrina	4	78	19.5	8/17	47	1/8				3/5			1/1	3/3				5	3	3	6/7			1	1				
5	WOLVES Iris	4	63	15.8	3/7	43		2/5			1/1			0/1				5	1	1	1				1	1				
6	STOMPHORST Nomi	4	59	14.8	3/5	60	1/2				2/2	0/1						1	4	2	1				1					
7	JOUSTRA Kitty Lynn	4	56	14.0	5/5	100		2/2			3/3							2												
8	SEVENICH Vivian	4	56	14.0	5/8	63	0/1	2/3			1/2				2/2					1	4				6	1				
9	KEUNING Maartje	4	67	16.8	8/12	67	1/2	1/2	2/3	3/3				1/2				2	2	2	1				1					
10	KOOLHAAS Ilse	4	89	22.3	5/13	38	0/4	1/1			3/5	0/1		1/2				1	3	2	1				3					
11	van de KRAATS Simone	4	97	24.3	19/25	76	6/10				8/10	1/1		2/2	2/2			1	6	3	2	4/7	1	1						
12	SLEEKING Brigitte	4	66	16.5	4/10	40	1/4				1/3			2/3					1		1	1/2	1	2						
13	WILLEMSZ Debby	3	72	24.0																										
Team															2															
Totals					75/126	60	15/42	8/13	2/3	31/42	1/3			6/6	12/17				20	27	16	18	11/16	14	10		2	2		1
Against					41/115	36	21/73	4/10	1/1	13/28	1/2			1/1				27	28	17	12	5/16	31	7	1				6	4

Cap No.	Goalkeepers	Saves/Shots										Timeouts						
		Total	%	A	C	D	X	6m	6mF	PS	CA	CO						
1	KOENDERS Joanne	15/24	63	11/17	1/2			3/5									4	
13	WILLEMSZ Debby	16/48	33	8/23	3/6	0/1	4/15	1/2			0/1							1
Totals		31/72	43	19/40	4/8	0/1	7/20	1/2			0/1							5

		YC	RC
Head Coach	HAVENGA Arno	1	
Official	DOUDESIS Eva (GRE)		
Official	YPERLAAN Ineke		
Totals		1	

Match	Possession		Goals (G) / Shots (Sh)						Extra Player Efficiency			DE	EX	
			AA		X		PS		G	EPS	%		S	N
	#	Time	G	Sh	G	Sh	G	Sh	G	EPS	%	S	N	
AUS - NED	29	19:14	3	11	7	12	2	2	7	11	64		1	
NED - ESP	40	17:04	5	21	8	11	1	1	8	9	89			
RSA - NED	46	11:27	22	31	10	10	1	1	10	10	100			
NED - CAN	35	17:50	8	15	6	9	2	2	6	9	67			
Totals	150	1:05:35	38	78	31	42	6	6	31	39	79		1	



Cumulative Statistics 累積統計 / Statistiques cumulées

NED - Netherlands After 7 matches

Finals

Cap No.	Name	MP	Min.	Avg. Min.	Goals/Shots										TF	ST	RB	BL	SP	Personal Fouls												
					Total	%	A	C	D	X	6m	6mF	PS	CA						CO	CP	FP	DS	M6	CS	DE	P	EX				
1	KOENDERS Joanne	1	32	32.0													2															
2	MEGENS Maud	3	74	24.7	4/16	25	0/7				0/3	0/1		3/3	1/2			1	3	1		2										
3	GENEE Dagmar	3	49	16.3	2/5	40	2/4				0/1						1	2				3	1		2	2					1	
4	van der SLOOT Sabrina	3	62	20.7	4/9	44	1/3				1/4			1/1	1/1						4/6			1								
5	WOLVES Iris	3	48	16.0	0/6	0	0/1	0/2	0/1	0/2							2	2	2	2												
6	STOMPHORST Nomi	3	56	18.7	2/5	40	0/1				2/3				0/1			2	1			1										
7	JOUSTRA Kitty Lynn	3	44	14.7	2/3	67		1/1		1/2							5			2			2									
8	SEVENICH Vivian	3	35	11.7	2/3	67	1/1	1/2									1		2			4								1	1	
9	KEUNING Maarlje	3	51	17.0	5/10	50	1/4	1/2	1/2	2/2							4	2	1			1										
10	KOOLHAAS Ilse	3	51	17.0	1/6	17	1/5			0/1								1	3	3		5	1					1		1		
11	van de KRAATS Simone	3	79	26.3	9/19	47	3/7		0/1	1/3	0/1		3/3	2/4			2	7	2	2	4/6	1										
12	SLEEKING Brigitte	2	30	15.0	0/3	0	0/3											1	2					1								
13	WILLEMSZ Debby	3	63	21.0														1														
Team																	4															
Totals					31/85	36	9/36	3/7	1/4	7/21	0/2		7/7	4/8				20	24	16	10	8/12	16	5	2	2	2	1	1	1	3	
Against					34/92	37	14/62	3/4		15/23	1/1		0/1	1/1			8	21	20	13	4/12	23		1				1	7	2		

Cap No.	Goalkeepers	Saves/Shots										Timeouts	
		Total	%	A	C	D	X	6m	6mF	PS	CA		CO
1	KOENDERS Joanne	18/24	75	14/18	1/2		2/3			1/1			3
13	WILLEMSZ Debby	15/42	36	11/21	0/2		4/17	0/1		0/1			0
Totals		33/67	49	25/39	1/4		6/21	0/1		1/1	0/1		3

Category	Value
Exclusions with Substitution	3
Exclusions w/Subst after 4 min.	0

	YC	RC
Head Coach	HAVENGA Arno	
Official	DOUDESIS Eva (GRE)	
Official	YPERLAAN Ineke	
Totals		

Match	Possession		Goals (G) / Shots (Sh)						Extra Player Efficiency			DE		EX	
	#	Time	AA		X		PS		G	EPS	%	S	N		
			G	Sh	G	Sh	G	Sh							
NED - HUN	35	14:16	3	15	4	12	4	4	4	12	33	1	3		
CHN - NED	40	14:56	10	18	2	4	1	1	2	7	29				
NED - AUS	35	16:55	4	24	1	5	2	2	1	7	14				
Totals	110	46:07	17	57	7	21	7	7	7	26	27	1	3		



Cumulative Statistics 累積統計 / Statistiques cumulées

NED - Netherlands After 7 matches

Overall (Preliminary Round + Finals)

Cap No.	Name	MP	Min.	Avg. Min.	Goals/Shots											TF	ST	RB	BL	SP	Personal Fouls																	
					Total	%	A	C	D	X	6m	6mF	PS	CA	CO						CP	FP	DS	M6	CS	DE	P	EX										
1	KOENDERS Joanne	3	83	27.7														3																				
2	MEGENS Maud	7	167	23.9	17/37	46	4/16				5/10	0/1		6/6	2/4			2	3	6	2			2	2													
3	GENEE Dagmar	6	97	16.2	4/8	50	3/6			1/2							1	4	2	3			6	2				2	2							1		
4	van der SLOOT Sabrina	7	140	20.0	12/26	46	2/11			4/9			2/2	4/4			1	8		3	10/13			1	1	1	1											
5	WOLVES Iris	7	110	15.7	3/13	23	0/1	2/7	0/1	1/3					0/1		7	3	3	3							1	1										
6	STOMPHORST Nomi	7	115	16.4	5/10	50	1/3			4/5	0/1				0/1		1	6	3	1			1	1														
7	JOUSTRA Kitty Lynn	7	100	14.3	7/8	88		3/3		4/5						7			2				2															
8	SEVENICH Vivian	7	91	13.0	7/11	64	1/2	3/5		1/2					2/2		5		3	4			10	1											1	2		
9	KEUNING Maartje	7	118	16.9	13/22	59	2/6	2/4	3/5	5/5					1/2		6	4	3	1			2															
10	KOOLHAAS Ilse	7	139	19.9	6/19	32	1/9	1/1		3/6	0/1			1/2		1	4	5	4			8	1										1		1			
11	van de KRAATS Simone	7	175	25.0	28/44	64	9/17		0/1	9/13	1/2		5/5	4/6		3	13	5	4	8/13		2	1															
12	SLEEKING Brigitte	6	97	16.2	4/13	31	1/7			1/3					2/3		2	2	1	1/2		1	2	1														
13	WILLEMSZ Debby	6	135	22.5														1																				
Team																																						
Totals					106/211	50	24/78	11/20	3/7	38/63	1/5			13/13	16/25			40	51	32	28	19/28	30	15	2	4	4	1	1	1	4							
Against					75/207	36	35/135	7/14	1/1	28/51	2/3			0/1	2/2			35	49	37	25	9/28	54	7	2				1	13	6							
Goalkeepers																																						
Cap No.					Saves/Shots																																	
					Total	%	A	C	D	X	6m	6mF	PS	CA	CO																							
1	KOENDERS Joanne				33/48	69	25/35	2/4		5/8				1/1																								
13	WILLEMSZ Debby				31/90	34	19/44	3/8	0/1	8/32	1/3			0/2																								
Totals					64/139	46	44/79	5/12	0/1	13/41	1/3			1/1	0/2																							

																Timeouts	7
																Exclusions with Substitution	4
																Exclusions w/Subst after 4 min.	0

	YC	RC
Head Coach	HAVENGA Arno	1
Official	DOUDESIS Eva (GRE)	
Official	YPERLAAN Ineke	
Totals		1

Match	Possession		Goals (G) / Shots (Sh)						Extra Player Efficiency			DE	EX	
	#	Time	AA	X	PS	G	Sh	G	Sh	G	EPS		%	S
Totals	260	1:51:42	55	135	38	63	13	13	38	65	58	1	4	

Legend:																		
#	Number of possessions			%	Efficiency			6m	6 metre direct shot in free throw situation			6mF	6 metre shot after free throw and movement			A	Action shot	
AA	All action shots (A, C, D, 6m, 6mF, CA and CO)			BL	Blocked shots			C	Centre shot			CA	Counter Attack			CO	Corner shot	
CP	Centre forward position exclusion			CS	Counter attacking situation exclusion			D	Shot in driving situation			D	Shot in driving situation			DE	Double Exclusion	
DS	Driving situation exclusion			EPS	Extra Player Situation			EX	Exclusion (S - with substitution, N - with substitution after 4 min.)			EX	Exclusion (S - with substitution, N - with substitution after 4 min.)			MP	Matches played	
FP	Field exclusion			M6	Exclusion in 6 metre free throw situation			MP	Matches played			MP	Matches played			No.	Number	
P	Penalty Foul			PS	Penalty shot			RB	Rebounds			RC	Red Card			Sh	Shots	
SP	Sprint (Won/Sprints)			ST	Steals			TF	Turnover Fouls			X	Extra player shot			YC	Yellow Card	



Team Roster
チーム登録名簿 / Composition de l'équipe
As of SAT 31 JUL 2021

REVISED
31 JUL 20:46

NED - Netherlands

Cap No.	Name	Pos.	L/R	Date of Birth	Height m / ft in	Club	OG / Goals	Int. Matches Played
1	KOENDERS Joanne	GK	R	28 FEB 1997		Polar Bears, Ede (NED)		65
2	MEGENS Maud	CF	R	6 FEB 1996		USC, California (USA)		170
3	GENEE Dagmar	D	R	31 JAN 1989		UZSC, Utrecht (NED)		220
4	van der SLOOT Sabrina	CF	R	16 MAR 1991		Sabadell, Barcelona (ESP)		275
5	WOLVES Iris	CF	R	9 MAY 1994		Mediterrani, Barcelona (ESP)		80
6	STOMPHORST Nomi (C)	CF	R	23 AUG 1992		GZC Donk, Gouda (NED)		275
7	JOUSTRA Kitty Lynn	CF	R	11 JAN 1998		CAL, California (USA)		93
8	SEVENICH Vivian	D	L	28 FEB 1993		Mataró, Barcelona (ESP)		225
9	KEUNING Maartje	CF	R	26 APR 1998		Sabadell, Barcelona (ESP)		70
10	KOOLHAAS Ilse	D	R	11 JUN 1997		Glyfada, Athens (GRE)		95
11	van de KRAATS Simone	CF	L	15 NOV 2000		Mataró, Barcelona (ESP)		70
12	SLEEKING Brigitte	CF	R	19 MAR 1998		Olympiacos, Athens (GRE)		70
13	WILLEMSZ Debby	GK	R	10 MAY 1994		Mediterrani, Barcelona (ESP)		170

Head Coach: HAVENGA Arno
Official: DOUDESIS Eva (GRE)
Official: YPERLAAN Ineke

Note:
Number of senior international matches played, include only FINA and Continental Competitions matches (friendly matches not included).

Legend:
(C) Captain CB Centre Back CF Centre Forward D Driver GK Goalkeeper
Int. International L Left L/R Handedness No. Number
OG/Goals Participation and goals scored in Olympic Games Pos. Playing Position R Right

REVISED Change of Captain



Cumulative Statistics

累積統計 / Statistiques cumulées

ROC - ROC

After 7 matches

Finals

Cap No.	Name	MP	Min.	Avg. Min	Goals/Shots											TF	ST	RB	BL	SP	Personal Fouls																				
					Total	%	A	C	D	X	6m	6mF	PS	CA	CO						CP	FP	DS	M6	CS	DE	P	EX													
1	GOLOVINA Evgeniia	1	32	32.0																																					
2	BERSNEVA Maria	3	53	17.7	4/8	50	1/3																	1	4			4/8	3												
3	PROKOFYEVA Ekaterina	3	94	31.3	5/18	28	3/13																2	2	5	4										1					
4	KARIMOVA Elvina	3	57	19.0	2/6	33	0/2																		2		0/2	1	1	1						1	1				
5	VAKHITOVA Veronika	3	37	12.3	0/5	0	0/3																1	3	2	1								6		1	1		2		
6	FEDOTOVA Anastasia	3	16	5.3	1/4	25	0/3																																		
7	SERZHANTOVA Alena	3	58	19.3	4/9	44	1/5			1/1	2/3												1	1	1	2	0/2								1	1					
8	SIMANOVICH Anastasia	3	57	19.0	6/7	86	1/1	4/5			1/1												3		3			2						1							
9	TIMOFEEVA Anna	3	40	13.3	1/4	25		0/2			1/2												4		2	1			1												
10	SOBOLEVA Evgeniya	3	50	16.7	1/7	14	0/6				1/1												1	2	1	1			3	1	1										
11	IVANOVA Evgeniya	3	57	19.0	1/6	17	0/2	0/1			1/3												2	1	1				4	1									1		
12	GLYZINA Nadezhda	3	58	19.3	4/10	40	2/5				1/3												1	4		1											1	1			
13	KARNAUKH Anna	2	64	32.0	0/1	0	0/1																	1																	
Team																	5																								
Totals					29/85	34	8/44	4/8	1/1	13/27					2/3	1/2			20	15	21	10	4/12	20	4	3	3	3	1	1	1	3									
Against					34/95	36	13/47	2/7	1/1	15/33	1/2	0/1	1/1	1/3					20	11	21	13	8/12	20	6					1	3	1									
Cap No.	Goalkeepers	Saves/Shots															Timeouts																								
		Total	%	A	C	D	X	6m	6mF	PS	CA	CO																													
1	GOLOVINA Evgeniia	10/25	40	3/9	2/3			5/11			0/1	0/1											6																		
13	KARNAUKH Anna	19/37	51	10/16	2/3	0/1	4/13	0/1	1/1			2/2											3																		
Totals		29/63	46	13/26	4/6	0/1	9/24	0/1	1/1	0/1	2/3												0																		

			YC	RC
Head Coach	GAIDUKOV Aleksandr (RUS)		1	
Official	BELOFASTOV Andrei (RUS)			
Official	BEREZIN Evgenii (RUS)			
Totals			1	

Match	Possession		Goals (G) / Shots (Sh)						Extra Player Efficiency			DE	EX	
	#	Time	AA		X		PS		G	EPS	%		S	N
			G	Sh	G	Sh	G	Sh						
AUS - ROC	41	15:25	5	14	3	6	1	2	3	8	38			
ROC - USA	42	14:54	5	22	6	10			6	11	55			2
HUN - ROC	39	12:36	4	19	4	11	1	1	4	11	36	1		1
Totals	122	42:55	14	55	13	27	2	3	13	30	43	1		3



Team Roster

チーム登録名簿 / Composition de l'équipe
As of MON 2 AUG 2021

REVISED
2 AUG 21:50

ROC - ROC

Cap No.	Name	Pos.	L/R	Date of Birth	Height m / ft in	Club	OG / Goals	Int. Matches Played
1	GOLOVINA Evgeniia	GK	R	14 JUL 1999		Dinamo-Uralochka, Zlatoust (RUS)	2 /	-
2	BERSNEVA Maria	D	R	17 DEC 1998		Dinamo-Uralochka, Zlatoust (RUS)		20
3	PROKOFYEVA Ekaterina (C)	CF	R	13 MAR 1991		KINEF-Surgutneftegaz, Kirishi (RUS)	3 / 20	150
4	KARIMOVA Elvina	D	R	25 MAR 1994		Dinamo-Uralochka, Zlatoust (RUS)	1 / 5	50
5	VAKHITOVA Veronika	CB	R	13 JUN 1998		SKIF-COP Moskomsporta, Moscow (RUS)		60
6	FEDOTOVA Anastasia	D	R	30 NOV 1998		Spartak-Volgograd, Volgograd (RUS)		27
7	SERZHANTOVA Alena	D	R	6 MAY 1998		SKIF-COP Moskomsporta, Moscow (RUS)		25
8	SIMANOVICH Anastasia	CB	R	23 JAN 1995		KINEF-Surgutneftegaz, Kirishi (RUS)	1 / 10	100
9	TIMOFEEVA Anna	CB	R	18 JUL 1987		Yugra, Khanty-Mansiisk (RUS)	2 / 3	45
10	SOBOLEVA Evgeniya	CB	R	26 AUG 1988		KINEF-Surgutneftegaz, Kirishi (RUS)	2 / 4	120
11	IVANOVA Evgeniya	D	R	26 JUL 1987		KINEF-Surgutneftegaz, Kirishi (RUS)	2 / 2	80
12	GLYZINA Nadezhda	D	R	20 MAY 1988		KINEF-Surgutneftegaz, Kirishi (RUS)	3 / 18	167
13	KARNAUKH Anna	GK	R	31 AUG 1993		KINEF-Surgutneftegaz, Kirishi (RUS)	2 /	101

Head Coach: GAIDUKOV Aleksandr (RUS)
Official: BELOFASTOV Andrei (RUS)
Official: BEREZIN Evgenii (RUS)

Note:
Number of senior international matches played, include only FINA and Continental Competitions matches (friendly matches not included).

Legend:
(C) Captain CB Centre Back CF Centre Forward D Driver GK Goalkeeper
Int. International L/R Handedness No. Number OG/Goals Participation and goals scored in Olympic Games
Pos. Playing Position R Right

REVISED

Team ROC (ROC) has opted to substitute in their "Ap" Athlete



Cumulative Statistics

累積統計 / Statistiques cumulées

RSA - South Africa

After 4 matches

Preliminary Round

Cap No.	Name	MP	Min.	Avg. Min.	Goals/Shots										TF	ST	RB	BL	SP	Personal Fouls																		
					Total	%	A	C	D	X	6m	6mF	PS	CA						CO	CP	FP	DS	M6	CS	DE	P	EX										
1	MAARTENS Meghan	4	127	31.8													2																					
2	GERBER Yanah	4	58	14.5	0/2	0	0/1				0/1						1	1		2																		
3	MOIR Georgia	4	67	16.8	1/6	17	0/5				1/1						3				0/1		6	1														2
4	MOTAU Boati	3	39	13.0	0/5	0	0/4				0/1																										1	
5	SILENO Megan	4	83	20.8	0/4	0	0/4										1	1	4	1			4														1	
6	HALLENDORFF Amica	4	79	19.8	0/6	0	0/3				0/3						1		3		4/11		2												1	1		
7	JANUARY Shakira	4	54	13.5	0/4	0	0/3				0/1								2	1			3															
8	VAUGHAN Ashleigh	4	100	25.0	2/11	18	1/9	0/1			1/1						2	4			0/1		1	2														
9	MULLER Hanna	4	92	23.0	0/5	0	0/4	0/1									2	1	4	1			1	1												1		
10	WEDDERBURN Jordan	4	87	21.8	3/15	20	3/8	0/1			0/3	0/2			0/1		3		3	1	0/1		1															
11	MEECHAM Chloe	4	54	13.5	1/8	13	0/5				1/3								1				3	1														
12	MACLEOD Nicola	4	56	14.0	0/2	0	0/2										1	1			0/2		1															
13	CALVERT Hannah	1	1	1.0																																		
Team																				24																		
Totals					7/68	10	4/48	0/3			3/13	0/3			0/1			34	13	18	6	4/16	21	6													4	3
Against					97/171	57	37/69	7/15	3/3	25/37	0/1			1/4	24/42		12	66	21	15	12/16	13	4														1	
Goalkeepers					Saves/Shots															Timeouts							6											
Totals					44/141	31	17/54	6/13	0/3	6/31					3/4	12/36																						3
Totals					44/141	31	17/54	6/13	0/3	6/31				3/4	12/36																							0

		YC	RC
Head Coach	MENTOOR Delaine		
Official	WOODS Duncan		
Official	WILLIAMS Candice		
Totals			

Match	Possession		Goals (G) / Shots (Sh)						Extra Player Efficiency			DE	EX	
	#	Time	AA		X		PS		G	EPS	%		S	N
			G	Sh	G	Sh	G	Sh	G	EPS	%			
RSA - ESP	22	22:02	3	13	1	3			1	1	3	33		
CAN - RSA	29	20:31		15	1	4				1	4	25		1
RSA - NED	34	20:33	1	17		3				0	3	0		1
AUS - RSA	31	19:19		9	1	3				1	5	20		1
Totals	116	1:22:25	4	54	3	13			1	3	15	20		3



Cumulative Statistics

累積統計 / Statistiques cumulées

RSA - South Africa

After 4 matches

Overall (Preliminary Round + Finals)

Cap No.	Name	MP	Min.	Avg. Min	Goals/Shots										TF	ST	RB	BL	SP	Personal Fouls																		
					Total	%	A	C	D	X	6m	6mF	PS	CA						CO	CP	FP	DS	M6	CS	DE	P	EX										
1	MAARTENS Meghan	4	127	31.8																																		
2	GERBER Yanah	4	58	14.5	0/2	0	0/1																															
3	MOIR Georgia	4	67	16.8	1/6	17	0/5																															
4	MOTAU Boati	3	39	13.0	0/5	0	0/4																															
5	SILENO Megan	4	83	20.8	0/4	0	0/4																															
6	HALLENDORFF Amica	4	79	19.8	0/6	0	0/3																															
7	JANUARY Shakira	4	54	13.5	0/4	0	0/3					0/1																										
8	VAUGHAN Ashleigh	4	100	25.0	2/11	18	1/9	0/1				1/1																										
9	MULLER Hanna	4	92	23.0	0/5	0	0/4	0/1																														
10	WEDDERBURN Jordan	4	87	21.8	3/15	20	3/8	0/1				0/3	0/2																									
11	MEECHAM Chloe	4	54	13.5	1/8	13	0/5					1/3																										
12	MACLEOD Nicola	4	56	14.0	0/2	0	0/2																															
13	CALVERT Hannah	1	1	1.0																																		
Team																				24																		
Totals		7/68	10	4/48	0/3					3/13	0/3																										4	3
Against		97/171	57	37/69	7/15	3/3	25/37	0/1						1/4	24/42																						1	
Cap No.	Goalkeepers	Saves/Shots										Timeouts																										
		Total	%	A	C	D	X	6m	6mF	PS	CA	CO																										
1	MAARTENS Meghan	44/141	31	17/54	6/13	0/3	6/31						3/4	12/36																								
13	CALVERT Hannah																																					
Totals		44/141	31	17/54	6/13	0/3	6/31						3/4	12/36																								

Timeouts	6
Exclusions with Substitution	3
Exclusions w/Subst after 4 min.	0

		YC	RC
Head Coach	MENTOOR Delaine		
Official	WOODS Duncan		
Official	WILLIAMS Candice		
Totals			

Legend:

#	Number of possessions	%	Efficiency	6m	6 metre direct shot in free throw situation	6mF	6 metre shot after free throw and movement	A	Action shot
AA	All action shots (A, C, D, 6m, 6mF, CA and CO)	BL	Blocked shots	C	Centre shot	CA	Counter Attack	CO	Corner shot
CP	Centre forward position exclusion	CS	Counter attacking situation exclusion	D	Shot in driving situation	DE	Double Exclusion		
DS	Driving situation exclusion	EPS	Extra Player Situation	EX	Exclusion (S - with substitution, N - with substitution after 4 min.)				
FP	Field exclusion	M6	Exclusion in 6 metre free throw situation	MP	Matches played	No.	Number		
P	Penalty Foul	PS	Penalty shot	RB	Rebounds	RC	Red Card	Sh	Shots
SP	Sprint (Won/Sprints)	ST	Steals	TF	Turnover Fouls	X	Extra player shot	YC	Yellow Card

Added "Legend" for "X" and "YC"



Team Roster
チーム登録名簿 / Composition de l'équipe
As of SUN 1 AUG 2021

REVISED
1 AUG 19:49

RSA - South Africa

Cap No.	Name	Pos.	L/R	Date of Birth	Height m / ft in	Club	OG / Goals	Int. Matches Played
1	MAARTENS Meghan	GK	L	8 APR 1999		Madibaz, Port Elizabeth (RSA)		18
2	GERBER Yanah	CF	R	16 MAR 2001		MantaRays, Port Elizabeth (RSA)		15
3	MOIR Georgia	CB	R	5 DEC 1997		Western Warriors, Cape Town (RSA)		22
4	MOTAU Boati	D	L	25 SEP 2002		OJ Eagles, Johannesburg (RSA)		16
5	SILENO Megan	CF	R	1 MAY 1989		Stingrays, Durban (RSA)		45
6	HALLENDORFF Amica	D	R	26 OCT 1992		Western Warriors, Cape Town (RSA)		49
7	JANUARY Shakira	CB	R	15 NOV 2002		Tridents, Johannesburg (RSA)		15
8	VAUGHAN Ashleigh	D	R	17 MAY 1999		Madibaz, Port Elizabeth (RSA)		13
9	MULLER Hanna	D	R	16 NOV 1999		Eagles, East London (RSA)		44
10	WEDDERBURN Jordan (C)	D	R	30 DEC 2002		Water Warriors, Johannesburg (RSA)		27
11	MEECHAM Chloe	CB	R	16 FEB 1999		High Performance, East London (RSA)		55
12	MACLEOD Nicola	D	R	14 MAY 1997		Stingrays, Durban (RSA)		33
13	CALVERT Hannah	GK	R	27 NOV 1997		Stellenbosch University, Stellenbosch (RSA)		17

Head Coach: MENTOOR Delaine
Official: WOODS Duncan
Official: WILLIAMS Candice

Note:
Number of senior international matches played, include only FINA and Continental Competitions matches (friendly matches not included).

Legend:
(C) Captain CB Centre Back CF Centre Forward D Driver GK Goalkeeper
Int. International L Left L/R Handedness No. Number
OG/Goals Participation and goals scored in Olympic Games Pos. Playing Position R Right

REVISED

Correction of position for player #13 CALVERT Hannah



Cumulative Statistics

累積統計 / Statistiques cumulées

USA - United States

After 7 matches

Preliminary Round

Cap No.	Name	MP	Min.	Avg. Min	Goals/Shots										TF	ST	RB	BL	SP	Personal Fouls															
					Total	%	A	C	D	X	6m	6mF	PS	CA						CO	CP	FP	DS	M6	CS	DE	P	EX							
1	JOHNSON Ashleigh	4	128	32.0													6																		
2	MUSSELMAN Madeline	4	103	25.8	8/26	31	2/9				3/6				1/1	2/10		1	4	4	1											1	1		
3	SEIDEMANN Melissa	4	53	13.3	3/6	50	1/4	2/2									3		1	1			3	1							1	1			
4	FATTAL Rachel	4	100	25.0	6/14	43	4/12			1/1					1/1		3	7	6	4	10/15														
5	HAUSCHILD Paige	4	54	13.5	6/9	67	1/4			2/2						3/3		1							2										
6	STEFFENS Margaret	4	89	22.3	11/19	58	3/5	2/5			3/5					3/4		1	6	4	2			3											
7	HARALABDIS Stephanie	4	51	12.8	10/14	71	2/4		1/1	4/5				1/1	2/3		1	1		1	0/1			1	1										
8	NEUSHUL Jamie	2	24	12.0	1/1	100	1/1												1					1											
9	FISCHER Aria	4	70	17.5	5/15	33	1/3	2/7	1/1	1/3					0/1		6	3	1	1															
10	GILCHRIST Kaleigh	4	56	14.0	4/7	57	0/2	1/1		1/1			0/1		2/2			3	1	1			3												
11	FISCHER Makenzie	4	88	22.0	8/17	47	3/9	0/1	2/3	2/3					1/1		1	4	4	1			2	1											
12	WILLIAMS Alys	4	82	20.5	2/12	17	2/7			0/3					0/2			5	5	1			4												
13	LONGAN Amanda	2																																	
Team																				1															
Totals					64/140	46	20/60	7/16	4/5	17/29				2/3	14/27			17	40	27	13	10/16	18	3	1	2	2	1							
Against					26/110	24	8/69	6/15		11/22	0/2				1/2		15	25	20	13	6/16	20	5								1		3		
Cap No.	Goalkeepers				Saves/Shots																														
					Total	%	A	C	D	X	6m	6mF	PS	CA	CO																				
1	JOHNSON Ashleigh				47/73	64	34/42	4/10		6/17	2/2			1/2																					
13	LONGAN Amanda																																		
Totals					47/73	64	34/42	4/10		6/17	2/2			1/2																					
															Timeouts										5										
															Exclusions with Substitution										0										
															Exclusions w/Subst after 4 min.										0										

	YC	RC
Head Coach	KRIKORIAN Adam	2
Official	KLATT Daniel	
Official	OEDING Christopher	
Totals		2

Match	Possession		Goals (G) / Shots (Sh)						Extra Player Efficiency		DE	EX	
	#	Time	AA	X	PS			G	EPS	%		S	N
JPN - USA	42	13:42	17	28	6	9	2	3	6	6	100		
USA - CHN	41	13:06	9	29	3	4			3	4	75		
HUN - USA	41	13:35	5	20	4	11			4	8	50		
USA - ROC	40	12:58	14	31	4	5			4	4	100	1	
Totals	164	53:21	45	108	17	29	2	3	17	22	77	1	



Cumulative Statistics
累積統計 / Statistiques cumulées
USA - United States
After 7 matches

Finals

Cap No.	Name	MP	Min.	Avg. Min	Goals/Shots										TF	ST	RB	BL	SP	Personal Fouls																						
					Total	%	A	C	D	X	6m	6mF	PS	CA						CO	CP	FP	DS	M6	CS	DE	P	EX														
1	JOHNSON Ashleigh	3	85	28.3	0/1	0	0/1																																			
2	MUSSELMAN Madeline	3	85	28.3	10/23	43	3/10	0/2			6/9	0/1			1/1																											
3	SEIDEMANN Melissa	3	43	14.3	2/3	67	0/1	1/1			1/1															4																
4	FATTAL Rachel	3	86	28.7	3/7	43	2/4				1/3														1																	
5	HAUSCHILD Paige	3	23	7.7	0/1	0	0/1													1			1																		1	
6	STEFFENS Margaret	3	78	26.0	7/13	54	3/6	0/1	1/1	2/4					1/1										1	1	4	4														
7	HARALABIDIS Stephanie	3	32	10.7	3/8	38	0/2				1/3				2/2	0/1				1			0/1												1							
9	FISCHER Aria	3	55	18.3	5/8	63		3/6			2/2									4		5	4				1	1	1	2	2											
10	GILCHRIST Kaleigh	3	45	15.0	3/7	43	2/5	0/1			1/1																	1	1													1
11	FISCHER Makenzie	3	65	21.7	6/16	38	1/5	0/1			3/8					2/2				1		4					3	1	1													
12	WILLIAMS Alys	3	65	21.7	6/7	86	2/3		1/1	2/2					1/1					1		1	2					6													1	
13	LONGAN Amanda	3	11	3.7																	1																					
Team																			4																							
Totals					45/94	48	13/38	4/12	2/2	19/33	0/1			4/4	3/4						17	8	25	17	8/12	21	4	3	2	2												3
Against					21/98	21	6/63	3/4	1/1	11/29		0/1								15	11	13	8	4/12	23	5	4													4	4	
Cap No.	Goalkeepers	Saves/Shots										Timeouts																														
		Total	%	A	C	D	X	6m	6mF	PS	CA	CO																														
1	JOHNSON Ashleigh	33/51	65	24/28	1/4	0/1	8/18																																	3		
13	LONGAN Amanda	4/7	57	4/6			0/1																																3			
Totals		37/58	64	28/34	1/4	0/1	8/19																																0			

	YC	RC
Head Coach KRIKORIAN Adam		1
Official KLATT Daniel		
Official OEDING Christopher		
Totals		1

Match	Possession		Goals (G) / Shots (Sh)						Extra Player Efficiency			DE	EX	
	#	Time	AA		X		PS		G	EPS	%		S	N
CAN - USA	37	15:21	9	20	5	8	2	2	5	9	56			
ROC - USA	46	17:06	8	22	6	15	1	1	6	11	55			
ESP - USA	43	14:18	5	15	8	10	1	1	8	13	62		3	
Totals	126	46:45	22	57	19	33	4	4	19	33	58		3	



Team Roster

チーム登録名簿 / Composition de l'équipe
As of SAT 24 JUL 2021

REVISED
24 JUL 11:46

USA - United States

Cap No.	Name	Pos.	L/R	Date of Birth	Height m / ft in	Club	OG / Goals	Int. Matches Played
1	JOHNSON Ashleigh	GK	R	12 SEP 1994	1.85 / 6'1"	Princeton, Princeton (USA)	1 / 0	134
2	MUSSELMAN Madeline	D	R	16 JUN 1998	1.80 / 5'11"	UCLA, Los Angeles (USA)	1 / 12	188
3	SEIDEMANN Melissa	CF	R	26 JUN 1990	1.83 / 6'0"	Stanford, Stanford (USA)	2 / 7	320
4	FATTAL Rachel	D	R	10 DEC 1993	1.73 / 5'8"	UCLA, Los Angeles (USA)	1 / 4	224
5	HAUSCHILD Paige	D	R	17 AUG 1999	1.80 / 5'11"	USC, Los Angeles (USA)		100
6	STEFFENS Margaret (C)	D	R	4 JUN 1993	1.73 / 5'8"	Stanford, Stanford (USA)	2 / 38	318
7	HARALABIDIS Stephanie	D	L	19 MAY 1995	1.80 / 5'11"	USC, Los Angeles (USA)		78
8	NEUSHUL Jamie	D	R	12 MAY 1995	1.68 / 5'6"	Stanford, Stanford (USA)		105
9	FISCHER Aria	CF	R	2 MAR 1999	1.83 / 6'0"	Stanford, Stanford (USA)	1 / 0	158
10	GILCHRIST Kaleigh	D	R	16 MAY 1992	1.75 / 5'9"	USC, Los Angeles (USA)	1 / 6	201
11	FISCHER Makenzie	CB	R	29 MAR 1997	1.85 / 6'1"	Stanford, Stanford (USA)	1 / 7	208
12	WILLIAMS Alys	CB	R	28 MAY 1994	1.80 / 5'11"	UCLA, Los Angeles (USA)		178
13	LONGAN Amanda	GK	R	16 JAN 1997	1.88 / 6'2"	USC, Los Angeles (USA)		32

Head Coach: KRIKORIAN Adam
Official: KLATT Daniel
Official: OEDING Christopher

Note:
Number of senior international matches played, include only FINA and Continental Competitions matches (friendly matches not included).

Legend:
(C) Captain CB Centre Back CF Centre Forward D Driver GK Goalkeeper
Int. International L Left L/R Handedness No. Number
OG/Goals Participation and goals scored in Olympic Games Pos. Playing Position R Right

REVISED

Team United States (USA) has opted to substitute in their "Ap" Athlete



Competition Officials

オフィシャルズ / Officiels de compétition

As of MON 19 JUL 2021

REVISED
19 JUL 12:00

Function	Name	Organisation
FINA Technical Water Polo Committee (TWPC):		
FINA Bureau Liaison:	KRYUKOV Andrey	FINA
Chairman:	IBERN Manuel	FINA
Vice Chairman:	KOGANOV Mark	FINA
Honorary Secretary:	KEMAN Wim	FINA
Member:	AL DEGAITHER Nasser Mohammed A	FINA
	BALFANBAYEV Alan	FINA
	BEBIC Milivoj	FINA
	BROCHERO Mónica Graciela	FINA
	CAMERON Donald John	FINA
	HOEPELMAN Ilja Mohandas	FINA
	IDRIS Yasser Mohamed Ibrahim	FINA
	INOUE Takeshi	FINA
	KRIVOKAPIC Milorad	FINA
	KURODA Katsumi	FINA
	MOLNÁR Tamás	FINA
	PAPAZIAN Richard	FINA
	PINKER Guy Don	FINA
	SHARONOV Evgeny	FINA
	SHAW William John	FINA
	SOTO ROLDAN Jorge Enrique	FINA
	ZHAO Qi	FINA
	KOZOMPOLI Stavroula (Athlete Representative)	FINA
Referees:	BUCH JUANOLA Francesc Xavier	ESP – Spain
	DESLIERES Marie – Claude	CAN – Canada
	GOLDENBERG Michael	USA – United States of America
	IVANOSKI Stanko	MNE – Montenegro
	JOHNSON Nicola Mandy	AUS – Australia
	KUN György	HUN – Hungary
	PERIŠ Nenad	CRO – Croatia
	PUTNIKOVIC Vojin	SRB – Serbia
	SALNICHENKO Viktor	KAZ – Kazakhstan
	SEVERO Alessandro	ITA – Italy
	STAVRIDIS Georgios	GRE – Greece
	TSUZAKI Asumi	JPN – Japan
	VOEVODIN Arkadii	RUS – Russian Federation
	WILLIS Dion David	RSA - South Africa
	ZHANG Liang	CHN – China
	ZWART Michiel Nicolaas	NED – Netherlands
	ALEXANDRESCU Adrian - Tiberiu	ROU – Romania
	DANERS CHAO Daniel Federico	URU – Uruguay
	DERVIEUX Sebastien Etienne Martin	FRA – France
	MOLLER German	ARG - Argentina
	OHME Frank	GER – Germany
	WALDOW John William	NZL - New Zealand

REVISED Referees updated.



REVISED
19 JUL 12:00

Competition Officials

オフィシャルズ / Officiels de compétition

As of MON 19 JUL 2021

Function	Name	Organisation
	WENGENROTH MARTINELLI Ursula	SUI – Switzerland
	CHENG Jeremy	SIN - Singapore
Video Assistant Referee (VAR)/ Video Analysis:		
	RAK Mladen	CRO – Croatia
	TEIXIDO Jaume	ESP – Spain
VAR Engineer:		
	MARGOLIN Alexandr	KAZ - Kazakhstan
	SHERSHNEV Alexandr	KAZ – Kazakhstan
Competition Manager:		
	ABE Kihou	GM, Aquatics, OC Tokyo 2020
	EGUCHI Kazumi	Deputy GM, Aquatics, OC Tokyo 2020
	MIYAZAKI Masaki	Discipline Manager, Water Polo, OC Tokyo 2020
National Technical Officials (Host Federation):		
	SATO Kunihiro	JPN – Japan
	KAJIWARA Yosuke	JPN – Japan
	KUROSAKI Chisato	JPN – Japan
	YAMAZAKI Noboru	JPN – Japan
	OGINO Hiroaki	JPN – Japan
	UDAGAWA Yuriko	JPN – Japan
	TAHARA Tadao	JPN – Japan
	SHIOSAKI Shoichi	JPN – Japan
	NISHIYAMA Susumu	JPN – Japan
	UWATOKO Risa	JPN – Japan
	SAITO Natsuki	JPN – Japan
	MATSUSAKA Mei	JPN – Japan
	TSUDA Hiromi	JPN – Japan
	ORIKASA Keiichi	JPN – Japan
	HORI Shinichiro	JPN – Japan
	MORI Tsubasa	JPN – Japan
	TANUMA Takami	JPN – Japan
	CHOSA Shinji	JPN – Japan

REVISED Referees updated.

