



Frank Elm Invitational 2013 - 11-22-2013 to 11-24-2013

Real time results at www.besmarttinc.com

Follow Be Smartt Inc on Facebook!

Results - Saturday Finals

Event 11 Women 200 Yard Medley Relay

FELM: 1:43.29 & 12-03-2005 Rutgers University

RU

K HARRIGAN, K KUCZMARKSKI, S BICKNELL, M Kennedy

1:37.81 D1A

1:42.07 D2A

1:42.70 D1B

1:47.17 D2B

Team	Relay	Seed Time	Finals Time	Points
1 Columbia University Women-	A	1:41.13	1:44.14 D2B	64
1) Toback, Gabbie N	2) Shahar, Jen B	3) Ray, Christina M	4) Gaffey, Mikaila M	
26.20	55.47 (29.27)	1:20.28 (24.81)	1:44.14 (23.86)	
2 Drexel University	A	1:44.09	1:44.55 D2B	56
1) Duggan, Katie JR	2) Bernhardt, Rachel FR	3) Bentz, Brianna JR	4) Duguay, Claudia FR	
26.58	55.39 (28.81)	1:21.07 (25.68)	1:44.55 (23.48)	
3 West Chester University-MA	A	1:46.55	1:46.25 D2B	54
1) Winslow, Megan P SR	2) Somer, Kendall L JR	3) Walley, Alexis J JR	4) Hayward, Tess M FR	
27.25	56.47 (29.22)	1:22.44 (25.97)	1:46.25 (23.81)	
4 Rutgers University Swimming	A	1:42.89	1:46.27 D2B	52
1) Wu, Joanna W SO	2) Leberfinger, Greta R JR	3) Guinee, Brittany A SR	4) Moser, Mary C SR	
26.55	56.55 (30.00)	1:23.07 (26.52)	1:46.27 (23.20)	
5 Columbia University Women-	B	1:44.13	1:46.56 D2B	50
1) Huang, Salena	2) Kluge, Alena E	3) Patrick, Trudi D	4) Morris, Lily M	
26.18	57.14 (30.96)	1:22.48 (25.34)	1:46.56 (24.08)	
6 Wagner College-MR	A	1:46.17	1:47.15 D2B	48
1) Mendez, Meghan R SO	2) Claesson, Katja FR	3) Ketchmark, Meredith A SR	4) Menendez, Sarah M SR	
27.72	57.45 (29.73)	1:23.13 (25.68)	1:47.15 (24.02)	
7 United States Military Acaden	A	1:44.32	1:47.45	46
1) Beale, Natalie L SO	2) Fabrizio, Jess M SO	3) Kim, Rachel FR	4) Mucciarone, Molly F SO	
27.33	58.50 (31.17)	1:24.20 (25.70)	1:47.45 (23.25)	
8 Wagner College-MR	B	1:47.18	1:48.73	44
1) Malone, Erin K SO	2) Thomas, Kelsey E SR	3) Sides, Sam E JR	4) Rondina, Corinne M SO	
28.05	58.73 (30.68)	1:24.58 (25.85)	1:48.73 (24.15)	
9 United States Military Acaden	B	1:45.81	1:48.88	40
1) Hamilton, Kelly FR	2) Burkett, Jess FR	3) Bullard, Ariana FR	4) Grier, Megan FR	
27.77	58.85 (31.08)	1:24.57 (25.72)	1:48.88 (24.31)	
10 Villanova University-MA	A	1:42.82	1:49.52	34
1) Lord, Colleen E FR	2) Haufler, Kristin M FR	3) Jurek, Sara H JR	4) Hardie, Fiona SO	
27.86	59.56 (31.70)	1:25.15 (25.59)	1:49.52 (24.37)	
11 Saint Peters University-NJ	A	1:50.28	1:49.56	32
1) Samardzic, Matea FR	2) Sison, Alexandra JR	3) Decisneros, Cristina M SR	4) Wuko, Rachel SO	
27.58	58.65 (31.07)	1:25.56 (26.91)	1:49.56 (24.00)	
12 Rutgers University Swimming	B	1:48.89	1:49.57	30
1) Pfaff, Morgan S SO	2) Stoddard, Rachel M FR	3) Newton, Sophie M SO	4) Coyne, Sarah L SO	
27.96	58.43 (30.47)	1:24.90 (26.47)	1:49.57 (24.67)	
13 Drexel University	B	1:46.48	1:50.09	28
1) Kapelsohn, Katie FR	2) Heffernan, Rebecca JR	3) Lau, Emily FR	4) Gidzinski, Jess JR	
27.14	59.24 (32.10)	1:25.21 (25.97)	1:50.09 (24.88)	
14 West Chester University-MA	B	1:52.55	1:50.78	26
1) Stang, Emily Q SO	2) Ciatto, Kristina M SR	3) Buckley, Amelia L SR	4) Barone, Mia D SR	
29.13	59.91 (30.78)	1:26.82 (26.91)	1:50.78 (23.96)	
15 United States Military Acaden	D	1:49.01	x1:51.35	
1) Poderski, Karolina SO	2) McCarty, Carolyn M SO	3) Phillips, Haileigh E JR	4) Grosso, Hannah FR	
28.69	1:00.12 (31.43)	1:26.16 (26.04)	1:51.35 (25.19)	



Frank Elm Invitational 2013 - 11-22-2013 to 11-24-2013

Real time results at www.besmarttinc.com

Follow Be Smartt Inc on Facebook!

Results - Saturday Finals

(Event 11 Women 200 Yard Medley Relay)

Team	Relay	Seed Time	Finals Time	Points
16 United States Military Acaden	C	1:47.29	x1:52.79	
1) McNeary, Keeli J JR	2) Allen, Sam M JR	3) Rogers, Shannon E SO	4) Hamilton, Grace A SR	
28.81	1:01.23 (32.42)	1:27.65 (26.42)	1:52.79 (25.14)	
17 Villanova University-MA	B	1:49.43	1:53.10	24
1) Conrad, Megan P FR	2) Randolph, Jessie A FR	3) Kollanus, Kaisla SO	4) Heider, Katrin JR	
29.33	1:01.87 (32.54)	1:28.54 (26.67)	1:53.10 (24.56)	
18 Villanova University-MA	C	1:51.43	x1:54.58	
1) Bumgardner, Hayden S SO	2) Koch, Katie E JR	3) Aksamit, Claire M JR	4) Snyder, Mary C FR	
29.19	1:01.59 (32.40)	1:29.75 (28.16)	1:54.58 (24.83)	
19 Saint Peters University-NJ	B	NT	1:55.21	22
1) Carbin, Jenna SO	2) Rasmussen, Brigitte SO	3) Feneron, Marie FR	4) Corpuz, Michelle JR	
29.54	1:01.75 (32.21)	1:29.26 (27.51)	1:55.21 (25.95)	
--- Wagner College-MR	C	1:48.99	SCR	



Frank Elm Invitational 2013 - 11-22-2013 to 11-24-2013

Real time results at www.besmarttinc.com

Follow Be Smartt Inc on Facebook!

Results - Saturday Finals

Event 12 Men 200 Yard Medley Relay

FELM: 1:32.29 & 11-17-2012 West Chester University West Chester
C Starosta, B Grebenyuk, R Stahley, T Rhoads

1:25.66 D1A

1:27.42 D2A

1:29.94 D1B

1:31.79 D2B

Team	Relay	Seed Time	Finals Time	Points
1 West Chester University-MA	A	1:31.79	1:31.57 & D2B	64
1) O'Brien, Michael J FR	2) Grebenyuk, Bogdan JR	3) Maguire, Luke K SO	4) Stahley, Ryan A SR	
23.68	48.94 (25.26)	1:11.15 (22.21)	1:31.57 (20.42)	
2 Drexel University	A	1:30.68	1:31.91 &	56
1) Berryman, Joel SO	2) Schmidt, Chad JR	3) Krohn, Mike JR	4) Bagshaw, Alex SR	
23.16	49.00 (25.84)	1:11.30 (22.30)	1:31.91 (20.61)	
3 United States Military Acaden	A	1:30.39	1:32.61	54
1) Mo, Samuel SO	2) Hart, Dion JR	3) Dustin, Michael A JR	4) Szekely, Christopher L SO	
23.73	49.49 (25.76)	1:11.63 (22.14)	1:32.61 (20.98)	
4 United States Military Acaden	B	1:31.89	1:33.60	52
1) McKay, Max H FR	2) Bergstein, Nick M FR	3) Marks, Nicholas FR	4) Astashinsky, Jonathan FR	
24.24	50.21 (25.97)	1:12.95 (22.74)	1:33.60 (20.65)	
5 Drexel University	B	1:33.43	1:33.78	50
1) Lukens, Kyle F SO	2) Reimon, Andrew JR	3) Chialastri, Alex JR	4) Shaeffer, Mike JR	
23.32	49.95 (26.63)	1:12.46 (22.51)	1:33.78 (21.32)	
6 United States Military Acaden	C	1:33.40	x1:34.13	
1) Panaccione, Bryan FR	2) Daniels, Joseph R FR	3) Mo, Daniel FR	4) Von Jouanne, Scott FR	
24.02	49.73 (25.71)	1:13.03 (23.30)	1:34.13 (21.10)	
7 United States Military Acaden	D	1:34.92	x1:34.32	
1) Viana, William S JR	2) Chung, Joonmo JR	3) Regan, Sean JR	4) Blickle, John G SR	
24.47	50.63 (26.16)	1:13.48 (22.85)	1:34.32 (20.84)	
8 United States Military Acaden	E	1:36.46	x1:35.17	
1) Yacynych, Kenneth J SR	2) Kong, Austin Y SO	3) Trumbauer, Wesley D SR	4) Treiberg, Nicholas P SO	
24.72	50.69 (25.97)	1:13.85 (23.16)	1:35.17 (21.32)	
9 West Chester University-MA	B	1:34.55	1:35.26	48
1) Sokman, Dan FR	2) Oliver, Mike J FR	3) McMahon, Tommy J JR	4) Haley, Jared P JR	
24.68	51.37 (26.69)	1:14.03 (22.66)	1:35.26 (21.23)	
10 United States Military Acaden	F	1:36.98	x1:35.31	
1) Archambeau, Pierre SO	2) Kanzari, Colin J SO	3) Tatum, Eric FR	4) Sjolholm, Adam A SO	
24.08	50.20 (26.12)	1:13.81 (23.61)	1:35.31 (21.50)	
11 Villanova University-MA	A	1:33.74	1:37.45	46
1) Tamanini, Chris JR	2) Sipala, Tony C JR	3) Smith, Ben R SR	4) Moyer, Jason A JR	
24.72	52.71 (27.99)	1:16.02 (23.31)	1:37.45 (21.43)	
12 Saint Peters University-NJ	A	1:32.13	1:39.63	44
1) Gomez, Jonathan FR	2) Jimenez, Paolo JR	3) Rubin, Alejandro FR	4) Dunne, Sean SO	
24.79	53.32 (28.53)	1:17.87 (24.55)	1:39.63 (21.76)	
13 Villanova University-MA	B	1:36.40	1:40.37	40
1) Rodriguez, Michael F FR	2) Murtha, Ryan T SO	3) Tchobanov, Niki I SO	4) Grant, Kyle W SR	
25.17	54.52 (29.35)	1:18.46 (23.94)	1:40.37 (21.91)	
--- Villanova University-MA	C	1:38.40	SCR	
--- Saint Peters University-NJ	B	NT	SCR	



Frank Elm Invitational 2013 - 11-22-2013 to 11-24-2013

Real time results at www.besmarttinc.com

Follow Be Smartt Inc on Facebook!

Results - Saturday Finals

Event 13 Women 400 Yard IM

FELM: 4:16.62 & 11-17-2012 Katie M Meili

Columbia

4:07.33 D1A

4:19.61 D2A

4:19.69 D1B

4:32.59 D2B

Name	Yr	School	Prelim Time	Finals Time	Points
A - Final					
1 Kluge, Alena E		Columbia University Women-MR	4:22.20	4:18.54 D2A	32
28.26	59.64 (31.38)	1:32.28 (32.64)	2:04.08 (31.80)		
2:40.97 (36.89)	3:18.57 (37.60)	3:49.19 (30.62)	4:18.54 (29.35)		
2 Ng, Kristine K		Columbia University Women-MR	4:25.05	4:23.08 D2B	28
28.24	59.84 (31.60)	1:34.79 (34.95)	2:10.41 (35.62)		
2:45.75 (35.34)	3:22.50 (36.75)	3:53.26 (30.76)	4:23.08 (29.82)		
3 Frick, Celia D		Columbia University Women-MR	4:27.47	4:28.62 D2B	27
28.09	1:00.09 (32.00)	1:34.92 (34.83)	2:10.15 (35.23)		
2:48.64 (38.49)	3:27.61 (38.97)	3:59.18 (31.57)	4:28.62 (29.44)		
4 Burkett, Jess	FR	United States Military Academy-M	4:30.54	4:29.83 D2B	26
28.93	1:02.01 (33.08)	1:36.61 (34.60)	2:10.69 (34.08)		
2:49.41 (38.72)	3:28.12 (38.71)	3:59.78 (31.66)	4:29.83 (30.05)		
5 Pfaff, Morgan S	SO	Rutgers University Swimming-NJ	4:28.25	4:29.91 D2B	25
28.29	1:00.38 (32.09)	1:35.27 (34.89)	2:09.53 (34.26)		
2:48.33 (38.80)	3:27.67 (39.34)	3:59.24 (31.57)	4:29.91 (30.67)		
6 Rueda, Daniela		Columbia University Women-MR	4:32.23	4:31.34 D2B	24
28.58	1:00.87 (32.29)	1:34.04 (33.17)	2:06.53 (32.49)		
2:48.09 (41.56)	3:29.79 (41.70)	4:01.06 (31.27)	4:31.34 (30.28)		
7 Bertelsen, Corinna E		Columbia University Women-MR	4:30.69	4:31.51 D2B	23
29.30	1:02.07 (32.77)	1:37.02 (34.95)	2:11.71 (34.69)		
2:51.40 (39.69)	3:30.84 (39.44)	4:01.77 (30.93)	4:31.51 (29.74)		
8 Lacoste, Kara A	SO	Wagner College-MR	4:32.02	4:33.31	22
28.99	1:02.20 (33.21)	1:36.42 (34.22)	2:10.37 (33.95)		
2:49.69 (39.32)	3:29.51 (39.82)	4:01.80 (32.29)	4:33.31 (31.51)		
B - Final					
9 Smith, Aileen E		Columbia University Women-MR	4:34.62	4:29.04 D2B	20
29.17	1:02.04 (32.87)	1:36.12 (34.08)	2:09.57 (33.45)		
2:49.27 (39.70)	3:29.13 (39.86)	4:00.10 (30.97)	4:29.04 (28.94)		
10 Lucia, Amanda M	SO	Wagner College-MR	4:33.59	4:29.61 D2B	17
27.95	59.75 (31.80)	1:35.04 (35.29)	2:09.38 (34.34)		
2:48.81 (39.43)	3:28.69 (39.88)	4:00.14 (31.45)	4:29.61 (29.47)		
11 Clifford, Emily A		Columbia University Women-MR	4:32.26	4:29.84 D2B	16
28.10	1:00.29 (32.19)	1:35.59 (35.30)	2:10.24 (34.65)		
2:49.26 (39.02)	3:28.61 (39.35)	3:59.90 (31.29)	4:29.84 (29.94)		
12 Perrotti, Allyson J	SR	Rutgers University Swimming-NJ	4:32.29	4:31.19 D2B	15
28.92	1:01.86 (32.94)	1:37.20 (35.34)	2:12.76 (35.56)		
2:49.68 (36.92)	3:27.27 (37.59)	3:59.91 (32.64)	4:31.19 (31.28)		
13 Leberfinger, Greta R	JR	Rutgers University Swimming-NJ	4:33.19	4:31.27 D2B	14
29.11	1:02.09 (32.98)	1:37.70 (35.61)	2:13.01 (35.31)		
2:49.92 (36.91)	3:27.78 (37.86)	4:00.12 (32.34)	4:31.27 (31.15)		
14 Samardzic, Matea	FR	Saint Peters University-NJ	4:32.96	4:31.46 D2B	13
29.55	1:03.73 (34.18)	1:37.25 (33.52)	2:09.69 (32.44)		
2:50.72 (41.03)	3:31.19 (40.47)	4:02.08 (30.89)	4:31.46 (29.38)		



Frank Elm Invitational 2013 - 11-22-2013 to 11-24-2013

Real time results at www.besmarttinc.com

Follow Be Smartt Inc on Facebook!

Results - Saturday Finals

B - Final ... (Event 13 Women 400 Yard IM)

Name	Yr	School	Prelim Time	Finals Time	Points
15 McKeon, Mallory G		Columbia University Women-MR	4:33.47	4:32.19 D2B	12
29.71	1:03.32 (33.61)	1:39.43 (36.11)	2:14.99 (35.56)		
2:52.49 (37.50)	3:31.14 (38.65)	4:02.05 (30.91)	4:32.19 (30.14)		
16 Keenan, Lauren A	JR	West Chester University-MA	4:35.15	4:35.42	11
28.96	1:00.91 (31.95)	1:35.98 (35.07)	2:10.45 (34.47)		
2:51.09 (40.64)	3:31.57 (40.48)	4:03.87 (32.30)	4:35.42 (31.55)		

C - Final

17 Jurek, Sara H	JR	Villanova University-MA	4:36.96	4:30.25 D2B	9
29.40	1:02.52 (33.12)	1:38.24 (35.72)	2:12.57 (34.33)		
2:52.27 (39.70)	3:31.54 (39.27)	4:01.35 (29.81)	4:30.25 (28.90)		
18 Kinley, Kate K	SO	United States Military Academy-M	4:36.10	4:33.42	7
29.55	1:02.91 (33.36)	1:37.46 (34.55)	2:12.79 (35.33)		
2:50.36 (37.57)	3:29.89 (39.53)	4:01.80 (31.91)	4:33.42 (31.62)		
19 Murtha, Kaitlin E	SO	Wagner College-MR	4:38.81	4:34.07	6
29.76	1:02.51 (32.75)	1:37.17 (34.66)	2:11.17 (34.00)		
2:51.77 (40.60)	3:31.98 (40.21)	4:03.32 (31.34)	4:34.07 (30.75)		
20 Zebker, Molly S		Columbia University Women-MR	4:37.76	4:34.72	5
29.80	1:03.07 (33.27)	1:39.52 (36.45)	2:14.99 (35.47)		
2:54.68 (39.69)	3:34.34 (39.66)	4:05.58 (31.24)	4:34.72 (29.14)		
21 Nuskowski, Danielle	FR	United States Military Academy-M	4:38.62	4:35.01	4
29.49	1:02.44 (32.95)	1:38.06 (35.62)	2:12.39 (34.33)		
2:55.03 (42.64)	3:36.37 (41.34)	4:06.50 (30.13)	4:35.01 (28.51)		
22 Carastro, Lauren B	JR	West Chester University-MA	4:39.53	4:36.47	3
28.90	1:02.26 (33.36)	1:38.66 (36.40)	2:14.59 (35.93)		
2:55.53 (40.94)	3:36.57 (41.04)	4:07.02 (30.45)	4:36.47 (29.45)		
23 Allen, Sam M	JR	United States Military Academy-M	4:38.47	4:37.64	2
29.78	1:03.06 (33.28)	1:37.97 (34.91)	2:12.63 (34.66)		
2:52.42 (39.79)	3:32.48 (40.06)	4:05.41 (32.93)	4:37.64 (32.23)		
24 Rebelez, Kelsey L	JR	United States Military Academy-M	4:35.61	4:39.39	1
29.31	1:02.51 (33.20)	1:38.71 (36.20)	2:14.89 (36.18)		
2:54.99 (40.10)	3:35.45 (40.46)	4:08.10 (32.65)	4:39.39 (31.29)		



Frank Elm Invitational 2013 - 11-22-2013 to 11-24-2013

Real time results at www.besmarttinc.com

Follow Be Smartt Inc on Facebook!

Results - Saturday Finals

Event 14 Men 400 Yard IM

FELM: 3:59.46 & 11-17-2012 Justin K Tang

Johns Hopkins

3:43.68 D1A

3:53.23 D2A

3:54.86 D1B

4:04.89 D2B

Name	Yr	School	Prelim Time	Finals Time	Points
A - Final					
1 McCormick, David J	SR	West Chester University-MA	3:58.40	3:56.94 & D2B	32
24.99	53.65 (28.66)	1:25.01 (31.36)	1:55.81 (30.80)		
2:28.54 (32.73)	3:01.56 (33.02)	3:30.23 (28.67)	3:56.94 (26.71)		
2 Oliver, Mike J	FR	West Chester University-MA	4:06.97	4:03.58 D2B	28
26.19	56.37 (30.18)	1:29.13 (32.76)	2:01.42 (32.29)		
2:35.24 (33.82)	3:08.29 (33.05)	3:36.51 (28.22)	4:03.58 (27.07)		
3 Xue, Richard	SO	United States Military Academy-M	4:06.33	4:03.93 D2B	27
25.26	54.36 (29.10)	1:26.65 (32.29)	1:58.53 (31.88)		
2:33.67 (35.14)	3:08.83 (35.16)	3:37.18 (28.35)	4:03.93 (26.75)		
4 Whitten, Grayson	FR	United States Military Academy-M	4:05.25	4:04.27 D2B	26
25.24	54.30 (29.06)	1:26.61 (32.31)	1:58.97 (32.36)		
2:32.94 (33.97)	3:07.96 (35.02)	3:37.23 (29.27)	4:04.27 (27.04)		
5 DeaKyne, Evan R	SR	West Chester University-MA	4:06.26	4:06.26	25
24.93	53.69 (28.76)	1:25.10 (31.41)	1:55.59 (30.49)		
2:31.22 (35.63)	3:07.28 (36.06)	3:36.69 (29.41)	4:06.26 (29.57)		
6 Gomez, Jonathan	FR	Saint Peters University-NJ	4:06.94	4:09.22	24
24.93	53.84 (28.91)	1:25.46 (31.62)	1:56.81 (31.35)		
2:33.01 (36.20)	3:09.97 (36.96)	3:40.01 (30.04)	4:09.22 (29.21)		
7 Gercsak, Zoltan	FR	Drexel University	4:09.56	4:11.56	23
26.63	58.23 (31.60)	1:30.01 (31.78)	2:01.71 (31.70)		
2:37.80 (36.09)	3:14.30 (36.50)	3:43.59 (29.29)	4:11.56 (27.97)		
8 McCall, Devin	FR	United States Military Academy-M	4:10.04	4:13.91	22
25.57	54.99 (29.42)	1:28.13 (33.14)	2:00.88 (32.75)		
2:37.93 (37.05)	3:15.48 (37.55)	3:45.01 (29.53)	4:13.91 (28.90)		
B - Final					
9 Forlini, Connor	FR	West Chester University-MA	4:16.36	4:09.88	20
26.24	57.23 (30.99)	1:30.78 (33.55)	2:03.73 (32.95)		
2:39.70 (35.97)	3:15.54 (35.84)	3:43.48 (27.94)	4:09.88 (26.40)		
10 Harmon, Clay	FR	United States Military Academy-M	4:12.64	4:12.54	17
27.42	57.94 (30.52)	1:31.12 (33.18)	2:04.07 (32.95)		
2:39.25 (35.18)	3:15.08 (35.83)	3:44.42 (29.34)	4:12.54 (28.12)		
11 Hou, Clark	FR	Drexel University	4:21.25	4:14.19	16
26.93	57.22 (30.29)	1:29.81 (32.59)	2:01.90 (32.09)		
2:37.56 (35.66)	3:13.64 (36.08)	3:43.59 (29.95)	4:14.19 (30.60)		
12 Rodts, Harrison B	FR	Villanova University-MA	4:29.20	4:20.82	15
27.31	57.12 (29.81)	1:31.32 (34.20)	2:04.01 (32.69)		
2:42.54 (38.53)	3:21.97 (39.43)	3:52.17 (30.20)	4:20.82 (28.65)		
13 Wittig, Sam S	JR	Drexel University	4:23.55	4:23.95	14
27.66	59.33 (31.67)	1:34.43 (35.10)	2:08.81 (34.38)		
2:45.82 (37.01)	3:23.43 (37.61)	3:54.02 (30.59)	4:23.95 (29.93)		
14 Murtha, Ryan T	SO	Villanova University-MA	4:30.03	4:29.26	13
27.42	1:00.43 (33.01)	1:35.30 (34.87)	2:09.54 (34.24)		
2:47.79 (38.25)	3:26.51 (38.72)	3:57.97 (31.46)	4:29.26 (31.29)		



Frank Elm Invitational 2013 - 11-22-2013 to 11-24-2013

Real time results at www.besmarttinc.com

Follow Be Smartt Inc on Facebook!

Results - Saturday Finals

B - Final ... (Event 14 Men 400 Yard IM)

Name	Yr	School	Prelim Time	Finals Time	Points
15 Kleinsmith, Ian P	FR	Villanova University-MA	4:34.90	4:35.22	12
30.12	1:05.06 (34.94)	1:40.53 (35.47)	2:15.93 (35.40)		
2:54.04 (38.11)	3:33.34 (39.30)	4:05.08 (31.74)	4:35.22 (30.14)		





Frank Elm Invitational 2013 - 11-22-2013 to 11-24-2013

Real time results at www.besmarttinc.com

Follow Be Smartt Inc on Facebook!

Results - Saturday Finals

Event 15 Women 100 Yard Butterfly

FELM: 54.36 & 12-03-2005 Kelly M Harrigan

RU

52.02 D1A

54.62 D1B

55.09 D2A

57.84 D2B

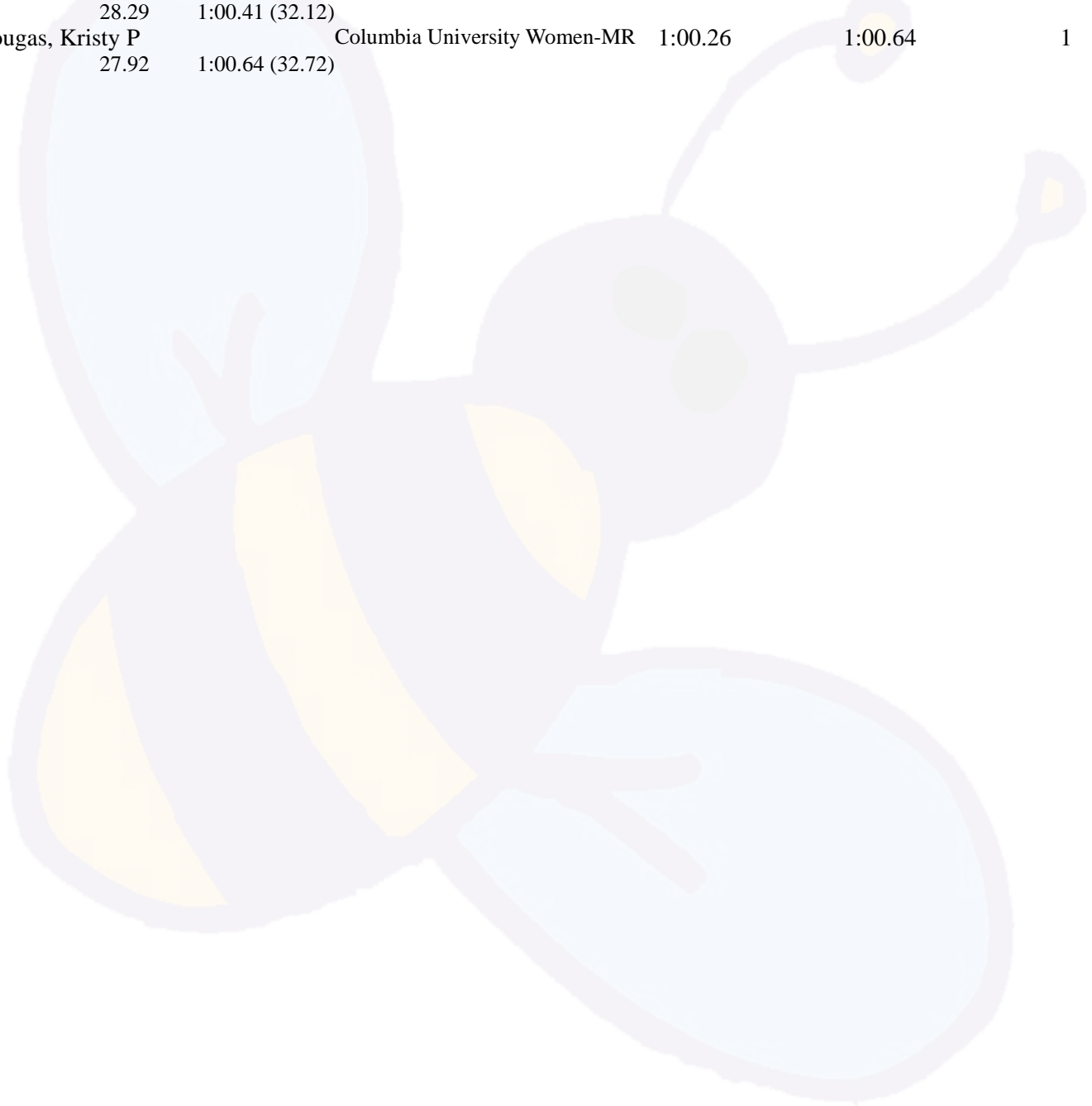
Name	Yr	School	Prelim Time	Finals Time	Points
A - Final					
1 Patrick, Trudi D		Columbia University Women-MR	56.22	55.70 D2B	32
	26.21	55.70 (29.49)			
*2 Aisawa, Michi M		Columbia University Women-MR	56.99	56.36 D2B	27.50
	26.75	56.36 (29.61)			
*2 Ray, Christina M		Columbia University Women-MR	56.11	56.36 D2B	27.50
	26.76	56.36 (29.60)			
4 Moser, Mary C	SR	Rutgers University Swimming-NJ	57.08	56.41 D2B	26
	26.28	56.41 (30.13)			
5 Bullard, Ariana	FR	United States Military Academy-M	57.04	56.59 D2B	25
	26.05	56.59 (30.54)			
6 Morris, Lily M		Columbia University Women-MR	57.25	57.14 D2B	24
	26.85	57.14 (30.29)			
7 Rogers, Shannon E	SO	United States Military Academy-M	56.85	57.33 D2B	23
	26.84	57.33 (30.49)			
8 Hardie, Fiona	SO	Villanova University-MA	57.45	57.45 D2B	22
	26.77	57.45 (30.68)			
B - Final					
9 Mucciarone, Molly F	SO	United States Military Academy-M	58.27	56.08 D2B	20
	25.97	56.08 (30.11)			
10 Sides, Sam E	JR	Wagner College-MR	58.60	57.52 D2B	17
	26.83	57.52 (30.69)			
11 Lucia, Amanda M	SO	Wagner College-MR	58.69	58.15	16
	27.53	58.15 (30.62)			
12 Bentz, Brianna	JR	Drexel University	58.36	58.18	15
	26.88	58.18 (31.30)			
13 Guinee, Brittany A	SR	Rutgers University Swimming-NJ	57.59	58.29	14
	26.99	58.29 (31.30)			
14 Phillips, Haileigh E	JR	United States Military Academy-M	58.09	58.57	13
	27.35	58.57 (31.22)			
15 Malone, Erin K	SO	Wagner College-MR	58.41	58.81	12
	27.55	58.81 (31.26)			
16 Toback, Gabbie N		Columbia University Women-MR	58.03	59.79	11
	27.31	59.79 (32.48)			
C - Final					
17 Rueda, Daniela		Columbia University Women-MR	59.02	58.17	9
	27.61	58.17 (30.56)			
18 Heider, Katrin	JR	Villanova University-MA	58.94	58.44	7
	27.58	58.44 (30.86)			
19 Lau, Emily	FR	Drexel University	59.32	59.17	6
	28.07	59.17 (31.10)			
20 Kim, Rachel	FR	United States Military Academy-M	58.88	59.72	5
	27.47	59.72 (32.25)			
21 Duguay, Claudia	FR	Drexel University	59.40	59.82	4
	27.73	59.82 (32.09)			

**Frank Elm Invitational 2013 - 11-22-2013 to 11-24-2013**Real time results at www.besmarttinc.com

Follow Be Smartt Inc on Facebook!

Results - Saturday Finals**C - Final ... (Event 15 Women 100 Yard Butterfly)**

	Name	Yr	School	Prelim Time	Finals Time	Points
22	Keenan, Lauren A	JR	West Chester University-MA	59.67	1:00.22	3
	28.74		1:00.22 (31.48)			
23	Koch, Katie E	JR	Villanova University-MA	59.83	1:00.41	2
	28.29		1:00.41 (32.12)			
24	Tougas, Kristy P		Columbia University Women-MR	1:00.26	1:00.64	1
	27.92		1:00.64 (32.72)			





Frank Elm Invitational 2013 - 11-22-2013 to 11-24-2013

Real time results at www.besmarttinc.com

Follow Be Smartt Inc on Facebook!

Results - Saturday Finals

Event 16 Men 100 Yard Butterfly

FELM: 49.94 & 11-17-2012 Mike Krohn

DREXEL

46.04 D1A

48.06 D2A

48.34 D1B

50.46 D2B

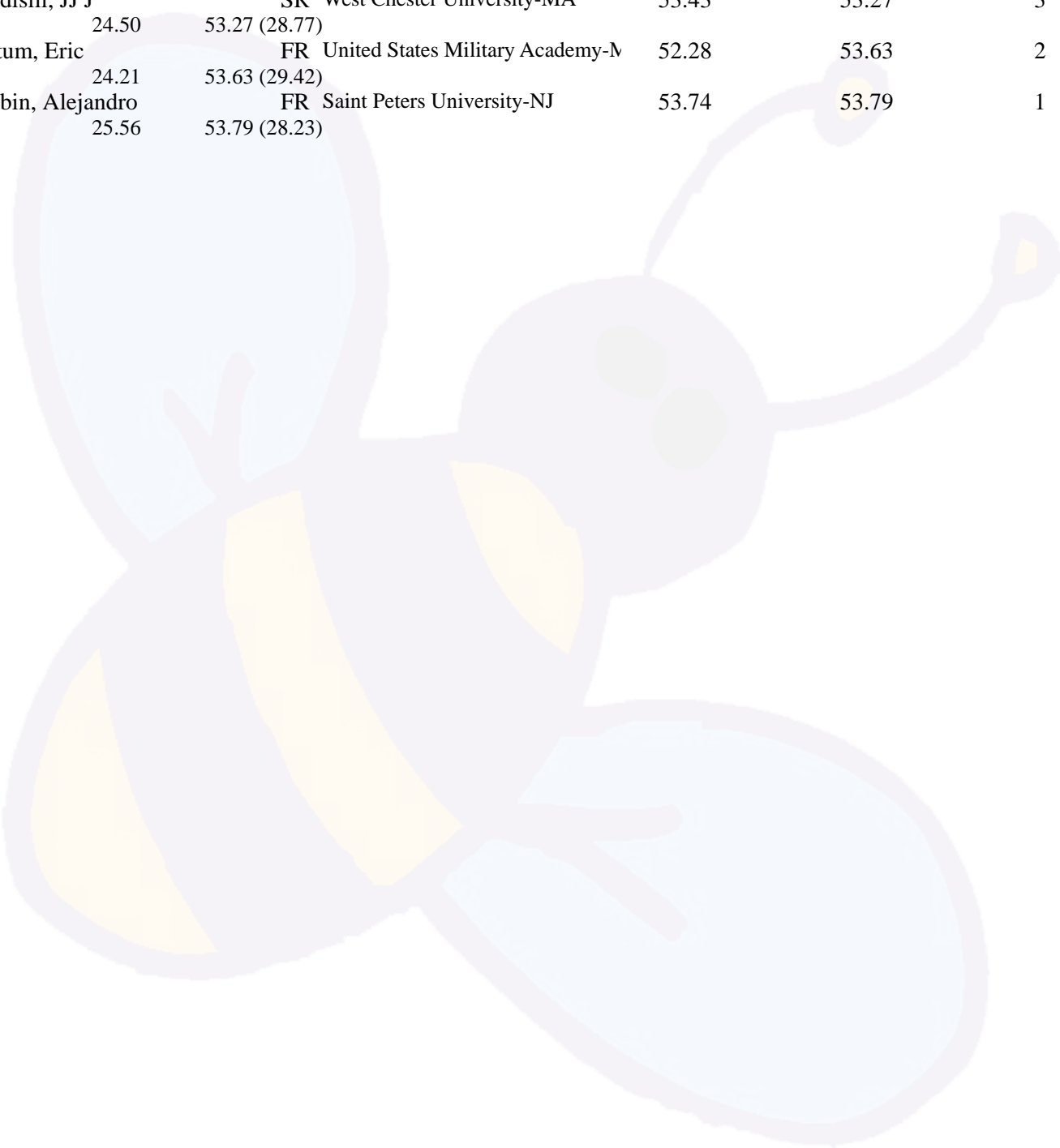
Name	Yr	School	Prelim Time	Finals Time	Points
A - Final					
1 Maguire, Luke K	SO	West Chester University-MA	50.30	49.56 & D2B	32
23.08		49.56 (26.48)			
2 Krohn, Mike	JR	Drexel University	50.11	49.95 D2B	28
23.61		49.95 (26.34)			
3 Lukens, Kyle F	SO	Drexel University	49.89	50.05 D2B	27
23.47		50.05 (26.58)			
4 Kong, Austin Y	SO	United States Military Academy-M	50.84	50.20 D2B	26
23.12		50.20 (27.08)			
5 O'Brien, Michael J	FR	West Chester University-MA	50.02	50.23 D2B	25
24.49		50.23 (25.74)			
6 Dustin, Michael A	JR	United States Military Academy-M	50.67	50.47	24
23.60		50.47 (26.87)			
7 Marks, Nicholas	FR	United States Military Academy-M	50.51	51.05	23
23.93		51.05 (27.12)			
8 Yacynych, Kenneth J	SR	United States Military Academy-M	51.09	51.57	22
23.90		51.57 (27.67)			
B - Final					
9 Regan, Sean	JR	United States Military Academy-M	51.51	51.11	20
23.71		51.11 (27.40)			
10 Stahley, Ryan A	SR	West Chester University-MA	51.59	51.33	17
23.29		51.33 (28.04)			
11 Von Jouanne, Scott	FR	United States Military Academy-M	51.85	51.69	16
24.06		51.69 (27.63)			
12 Mo, Daniel	FR	United States Military Academy-M	51.14	51.72	15
24.10		51.72 (27.62)			
13 McKay, Max H	FR	United States Military Academy-M	52.12	51.77	14
24.84		51.77 (26.93)			
14 Smith, Ben R	SR	Villanova University-MA	51.47	51.88	13
24.50		51.88 (27.38)			
15 Trumbauer, Wesley D	SR	United States Military Academy-M	51.80	51.90	12
24.44		51.90 (27.46)			
16 Panaccione, Bryan	FR	United States Military Academy-M	52.06	53.38	11
24.86		53.38 (28.52)			
C - Final					
17 Curley, Mark	FR	United States Military Academy-M	52.56	51.97	9
24.15		51.97 (27.82)			
18 Bagshaw, Alex	SR	Drexel University	52.66	52.39	7
24.29		52.39 (28.10)			
19 Swartz, Sean	FR	Drexel University	53.64	52.59	6
24.67		52.59 (27.92)			
20 Maddy, Seth	FR	United States Military Academy-M	52.74	52.72	5
24.45		52.72 (28.27)			
21 Dunne, Sean	SO	Saint Peters University-NJ	53.03	52.90	4
24.90		52.90 (28.00)			

**Frank Elm Invitational 2013 - 11-22-2013 to 11-24-2013**Real time results at www.besmarttinc.com

Follow Be Smartt Inc on Facebook!

Results - Saturday Finals**C - Final ... (Event 16 Men 100 Yard Butterfly)**

	Name	Yr	School	Prelim Time	Finals Time	Points
22	Rudisill, JJ J	SR	West Chester University-MA	53.43	53.27	3
	24.50	53.27	(28.77)			
23	Tatum, Eric	FR	United States Military Academy-N	52.28	53.63	2
	24.21	53.63	(29.42)			
24	Rubin, Alejandro	FR	Saint Peters University-NJ	53.74	53.79	1
	25.56	53.79	(28.23)			





Frank Elm Invitational 2013 - 11-22-2013 to 11-24-2013

Real time results at www.besmarttinc.com

Follow Be Smartt Inc on Facebook!

Results - Saturday Finals

Event 17 Women 200 Yard Freestyle

FELM: 1:50.29 & 11-17-2012 Kaisla Kollanus

Villanova

1:44.02 D1A

1:48.52 D2A

1:49.22 D1B

1:53.95 D2B

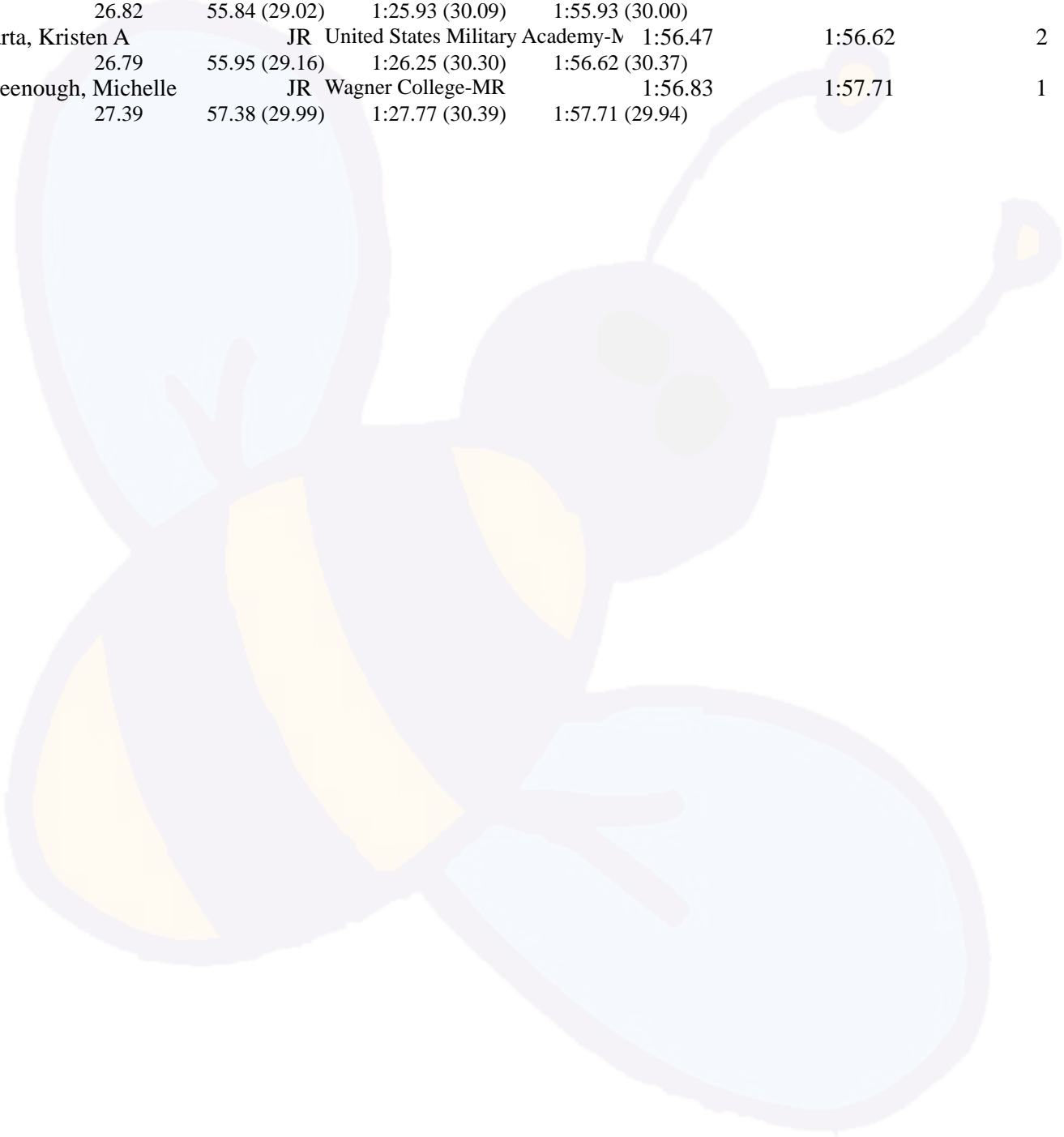
Name	Yr	School	Prelim Time	Finals Time	Points
A - Final					
1 Warmuth, Tiffany H		Columbia University Women-MR	1:52.19	1:49.95 & D2B	32
26.21	54.32 (28.11)	1:22.18 (27.86)	1:49.95 (27.77)		
2 Ketchmark, Meredith A	SR	Wagner College-MR	1:51.79	1:51.08 D2B	28
25.90	54.14 (28.24)	1:22.63 (28.49)	1:51.08 (28.45)		
3 Heider, Katrin	JR	Villanova University-MA	1:52.87	1:51.22 D2B	27
26.93	54.98 (28.05)	1:23.23 (28.25)	1:51.22 (27.99)		
4 Wu, Joanna W	SO	Rutgers University Swimming-NJ	1:52.28	1:51.53 D2B	26
26.63	54.56 (27.93)	1:23.64 (29.08)	1:51.53 (27.89)		
5 Menendez, Sarah M	SR	Wagner College-MR	1:53.12	1:51.73 D2B	25
26.24	54.60 (28.36)	1:23.53 (28.93)	1:51.73 (28.20)		
6 Murray, Aubrey	FR	Drexel University	1:52.62	1:52.43 D2B	24
26.12	54.37 (28.25)	1:23.26 (28.89)	1:52.43 (29.17)		
7 Beale, Natalie L	SO	United States Military Academy-M	1:52.83	1:52.81 D2B	23
26.25	54.69 (28.44)	1:23.83 (29.14)	1:52.81 (28.98)		
8 Barone, Mia D	SR	West Chester University-MA	1:52.57	1:53.28 D2B	22
26.70	55.29 (28.59)	1:23.96 (28.67)	1:53.28 (29.32)		
B - Final					
9 Gaffey, Mikaila M		Columbia University Women-MR	1:54.22	1:52.61 D2B	20
26.45	55.08 (28.63)	1:23.63 (28.55)	1:52.61 (28.98)		
10 Jurek, Sara H	JR	Villanova University-MA	1:54.16	1:53.47 D2B	17
27.01	55.85 (28.84)	1:24.91 (29.06)	1:53.47 (28.56)		
11 Frick, Celia D		Columbia University Women-MR	1:54.67	1:54.22	16
27.03	56.60 (29.57)	1:25.87 (29.27)	1:54.22 (28.35)		
12 Cooney, Alexandra A	SR	Wagner College-MR	1:54.53	1:54.25	15
26.43	55.74 (29.31)	1:25.21 (29.47)	1:54.25 (29.04)		
13 Mayo, Emily A	FR	Villanova University-MA	1:54.27	1:54.29	14
27.20	56.28 (29.08)	1:25.56 (29.28)	1:54.29 (28.73)		
14 Walley, Alexis J	JR	West Chester University-MA	1:54.36	1:54.37	13
26.80	55.65 (28.85)	1:24.87 (29.22)	1:54.37 (29.50)		
15 Senko, Grace E		Columbia University Women-MR	1:54.10	1:54.41	12
26.38	55.19 (28.81)	1:24.70 (29.51)	1:54.41 (29.71)		
16 D'Arcy, Maggie L		Columbia University Women-MR	1:54.61	1:54.93	11
27.09	56.19 (29.10)	1:25.70 (29.51)	1:54.93 (29.23)		
C - Final					
17 Drill, Sidney I		Columbia University Women-MR	1:55.94	1:53.29 D2B	9
27.42	55.98 (28.56)	1:24.46 (28.48)	1:53.29 (28.83)		
18 Hayward, Tess M	FR	West Chester University-MA	1:54.95	1:54.11	7
26.37	55.28 (28.91)	1:24.82 (29.54)	1:54.11 (29.29)		
19 Murtaugh, Codyanne	JR	West Chester University-MA	1:55.28	1:54.66	6
26.87	55.55 (28.68)	1:25.12 (29.57)	1:54.66 (29.54)		
20 Rogers, Shannon E	SO	United States Military Academy-M	1:55.58	1:55.19	5
27.18	56.49 (29.31)	1:26.37 (29.88)	1:55.19 (28.82)		
21 Baird, Grace G	FR	Wagner College-MR	1:56.03	1:55.45	4
26.99	56.31 (29.32)	1:25.99 (29.68)	1:55.45 (29.46)		

**Frank Elm Invitational 2013 - 11-22-2013 to 11-24-2013**Real time results at www.besmarttinc.com

Follow Be Smartt Inc on Facebook!

Results - Saturday Finals**C - Final ... (Event 17 Women 200 Yard Freestyle)**

	Name	Yr	School	Prelim Time	Finals Time	Points
22	Stang, Emily Q	SO	West Chester University-MA	1:55.18	1:55.93	3
	26.82	55.84 (29.02)	1:25.93 (30.09)	1:55.93 (30.00)		
23	Barta, Kristen A	JR	United States Military Academy-N	1:56.47	1:56.62	2
	26.79	55.95 (29.16)	1:26.25 (30.30)	1:56.62 (30.37)		
24	Greenough, Michelle	JR	Wagner College-MR	1:56.83	1:57.71	1
	27.39	57.38 (29.99)	1:27.77 (30.39)	1:57.71 (29.94)		





Frank Elm Invitational 2013 - 11-22-2013 to 11-24-2013

Real time results at www.besmarttinc.com

Follow Be Smartt Inc on Facebook!

Results - Saturday Finals

Event 18 Men 200 Yard Freestyle

FELM: 1:39.58 & 12-03-2005 Hyun Lee

Columbia

1:33.61 D1A

1:37.04 D2A

1:38.29 D1B

1:41.90 D2B

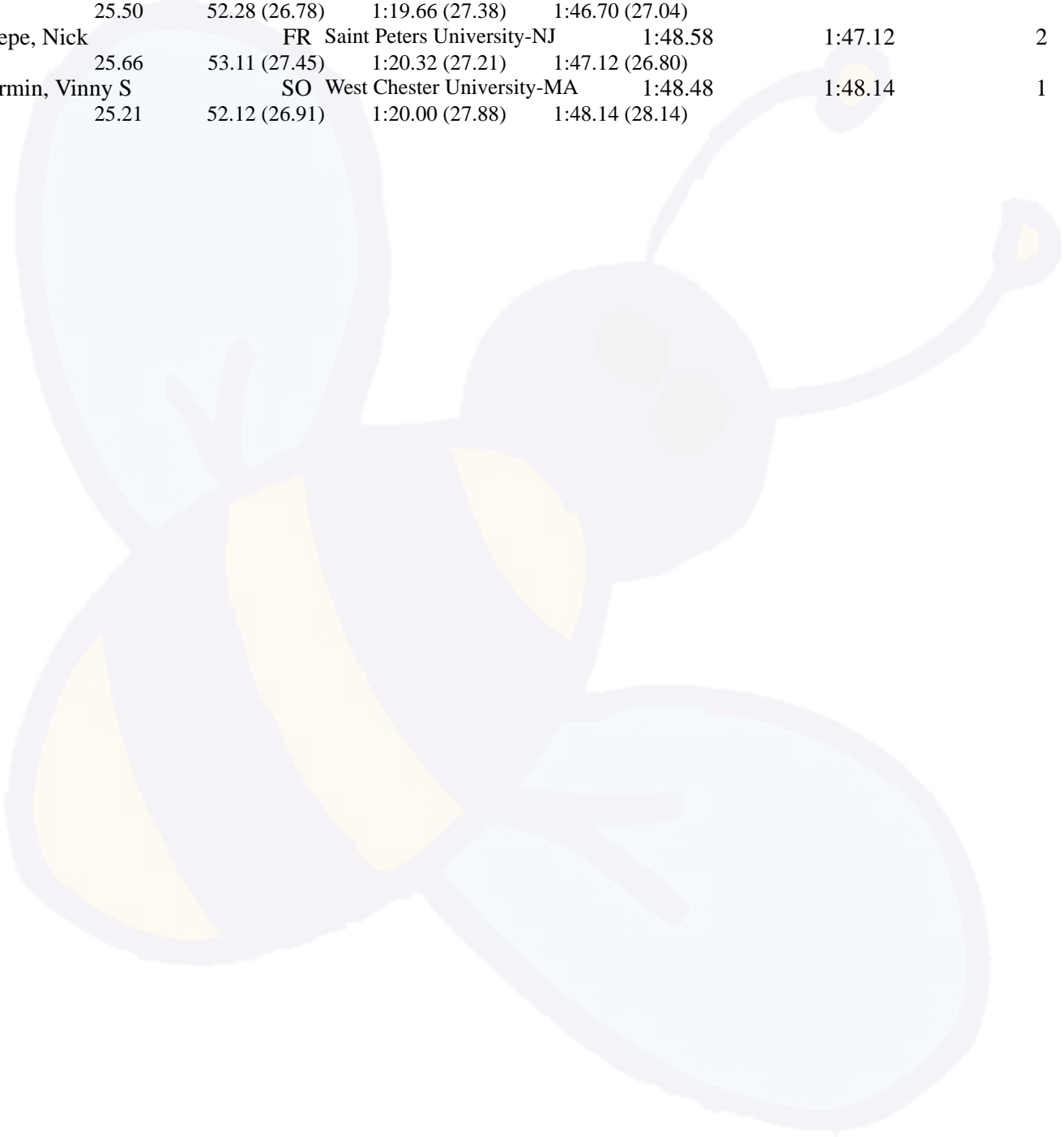
Name	Yr	School	Prelim Time	Finals Time	Points
A - Final					
1 Polyakov, Victor	FR	West Chester University-MA	1:40.04	1:39.21 & D2B	32
22.76	47.97 (25.21)	1:13.45 (25.48)	1:39.21 (25.76)		
2 Szekely, Christopher L	SO	United States Military Academy-M	1:41.84	1:41.78 D2B	28
23.46	49.58 (26.12)	1:16.06 (26.48)	1:41.78 (25.72)		
3 Ruckman, Daniel B	SR	United States Military Academy-M	1:41.86	1:42.09	27
23.81	49.56 (25.75)	1:15.86 (26.30)	1:42.09 (26.23)		
4 Chialastri, Alex	JR	Drexel University	1:42.36	1:42.24	26
23.16	48.83 (25.67)	1:15.57 (26.74)	1:42.24 (26.67)		
5 Pejovic, Ivo	FR	Drexel University	1:42.52	1:42.48	25
24.32	50.52 (26.20)	1:16.97 (26.45)	1:42.48 (25.51)		
6 Woudenberg, Casey S	JR	United States Military Academy-M	1:42.28	1:42.57	24
24.03	50.09 (26.06)	1:16.84 (26.75)	1:42.57 (25.73)		
7 Letcavage, Phil G	SR	West Chester University-MA	1:41.51	1:43.62	23
23.84	49.87 (26.03)	1:16.58 (26.71)	1:43.62 (27.04)		
8 Strathmeyer, Bradley C	SO	West Chester University-MA	1:41.44	1:43.93	22
23.94	50.15 (26.21)	1:16.93 (26.78)	1:43.93 (27.00)		
B - Final					
9 Viana, William S	JR	United States Military Academy-M	1:42.89	1:42.22	20
24.69	50.64 (25.95)	1:16.43 (25.79)	1:42.22 (25.79)		
10 Forlini, Connor	FR	West Chester University-MA	1:43.61	1:43.60	17
24.60	51.17 (26.57)	1:17.62 (26.45)	1:43.60 (25.98)		
11 Klotz, Matt	SO	Drexel University	1:44.86	1:43.82	16
24.76	50.72 (25.96)	1:17.14 (26.42)	1:43.82 (26.68)		
12 Astashinsky, Jonathan	FR	United States Military Academy-M	1:42.73	1:44.21	15
23.77	49.53 (25.76)	1:16.62 (27.09)	1:44.21 (27.59)		
13 McMahon, Tommy J	JR	West Chester University-MA	1:44.94	1:44.52	14
24.37	50.49 (26.12)	1:16.83 (26.34)	1:44.52 (27.69)		
14 Boody, Geoff G	FR	West Chester University-MA	1:44.27	1:45.41	13
24.17	50.83 (26.66)	1:17.74 (26.91)	1:45.41 (27.67)		
15 Sjolholm, Adam A	SO	United States Military Academy-M	1:44.94	1:45.63	12
24.64	51.30 (26.66)	1:18.55 (27.25)	1:45.63 (27.08)		
16 McCall, Devin	FR	United States Military Academy-M	1:44.02	1:47.40	11
24.46	51.28 (26.82)	1:19.41 (28.13)	1:47.40 (27.99)		
C - Final					
17 Sowell, Tyler W	JR	United States Military Academy-M	1:45.65	1:44.76	9
24.08	50.69 (26.61)	1:17.89 (27.20)	1:44.76 (26.87)		
18 Regan, Sean	JR	United States Military Academy-M	1:46.52	1:45.19	7
24.11	51.13 (27.02)	1:19.17 (28.04)	1:45.19 (26.02)		
19 Corbett, Alex A	JR	West Chester University-MA	1:45.49	1:45.46	6
24.14	50.74 (26.60)	1:18.00 (27.26)	1:45.46 (27.46)		
20 Moyer, Jason A	JR	Villanova University-MA	1:45.76	1:46.07	5
24.51	51.76 (27.25)	1:19.23 (27.47)	1:46.07 (26.84)		
21 Sullivan, Patrick M	SO	Villanova University-MA	1:48.31	1:46.62	4
25.16	52.06 (26.90)	1:19.54 (27.48)	1:46.62 (27.08)		

**Frank Elm Invitational 2013 - 11-22-2013 to 11-24-2013**Real time results at www.besmarttinc.com

Follow Be Smartt Inc on Facebook!

Results - Saturday Finals**C - Final ... (Event 18 Men 200 Yard Freestyle)**

	Name	Yr	School	Prelim Time	Finals Time	Points
22	Kane, Matthew K	JR	United States Military Academy-M	1:48.34	1:46.70	3
	25.50	52.28 (26.78)	1:19.66 (27.38)	1:46.70 (27.04)		
23	Riepe, Nick	FR	Saint Peters University-NJ	1:48.58	1:47.12	2
	25.66	53.11 (27.45)	1:20.32 (27.21)	1:47.12 (26.80)		
24	Termin, Vinny S	SO	West Chester University-MA	1:48.48	1:48.14	1
	25.21	52.12 (26.91)	1:20.00 (27.88)	1:48.14 (28.14)		





Frank Elm Invitational 2013 - 11-22-2013 to 11-24-2013

Real time results at www.besmarttinc.com

Follow Be Smartt Inc on Facebook!

Results - Saturday Finals

Event 19 Women 100 Yard Breaststroke

FELM: 1:01.73 & 11-17-2012 Katie M Meili

Columbia

59.99 D1A

1:02.23 D2A

1:02.98 D1B

1:05.34 D2B

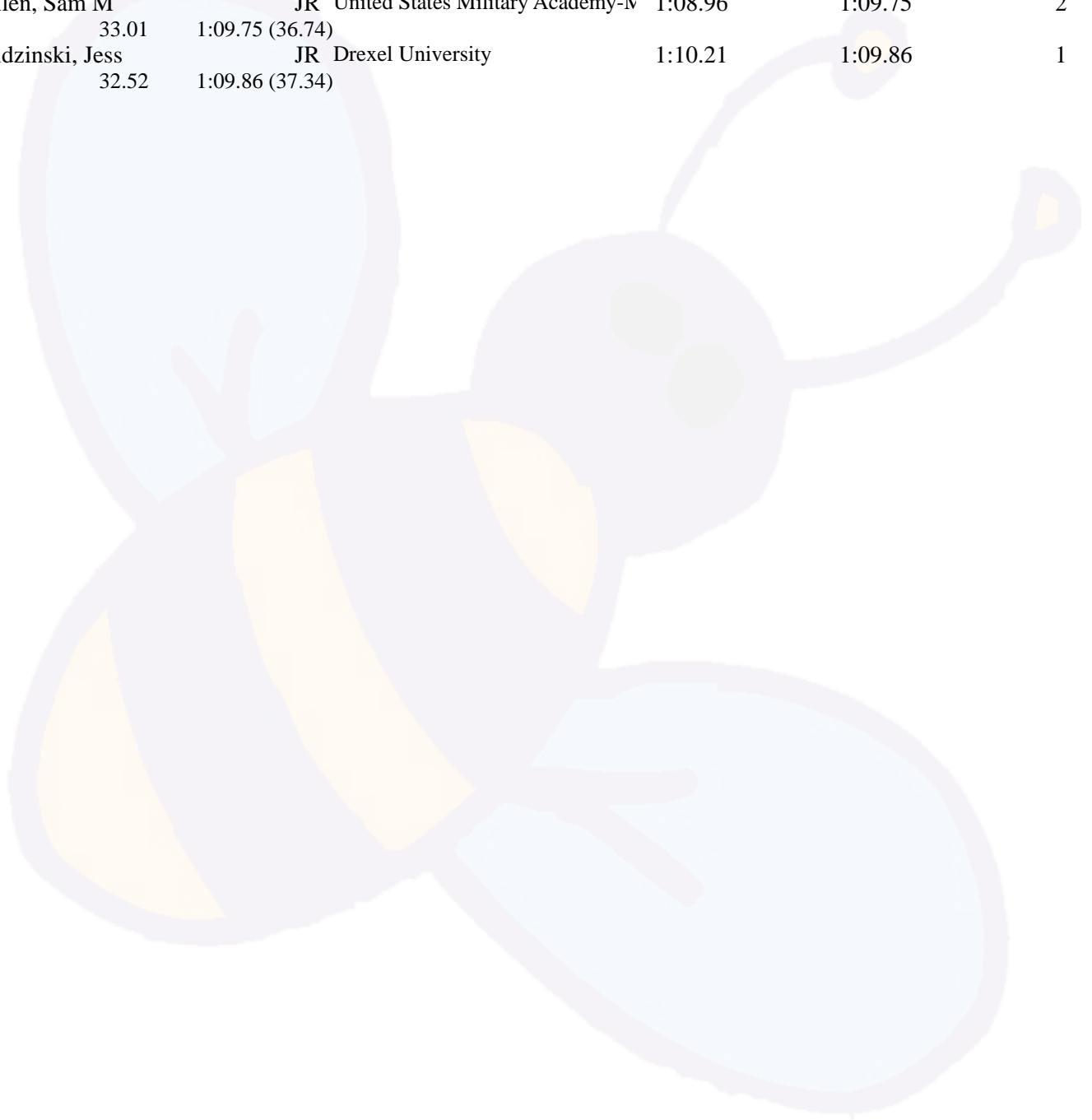
Name	Yr	School	Prelim Time	Finals Time	Points
A - Final					
1 Bernhardt, Rachel	FR	Drexel University	1:04.93	1:03.97 D2B	32
30.13		1:03.97 (33.84)			
2 Somer, Kendall L	JR	West Chester University-MA	1:04.26	1:04.14 D2B	28
30.37		1:04.14 (33.77)			
3 Buckley, Amelia L	SR	West Chester University-MA	1:04.17	1:04.23 D2B	27
31.13		1:04.23 (33.10)			
4 Leberfinger, Greta R	JR	Rutgers University Swimming-NJ	1:04.76	1:04.46 D2B	26
30.79		1:04.46 (33.67)			
5 Claesson, Katja	FR	Wagner College-MR	1:05.39	1:05.26 D2B	25
31.09		1:05.26 (34.17)			
6 Perrotti, Allyson J	SR	Rutgers University Swimming-NJ	1:05.19	1:05.94	24
31.39		1:05.94 (34.55)			
7 Thomas, Kelsey E	SR	Wagner College-MR	1:05.92	1:06.36	23
31.08		1:06.36 (35.28)			
8 Stoddard, Rachel M	FR	Rutgers University Swimming-NJ	1:07.26	1:06.77	22
31.61		1:06.77 (35.16)			
B - Final					
9 Ng, Kristine K		Columbia University Women-MR	1:08.33	1:07.07	20
32.10		1:07.07 (34.97)			
10 Ciatto, Kristina M	SR	West Chester University-MA	1:08.23	1:07.54	17
32.19		1:07.54 (35.35)			
11 Fabrizio, Jess M	SO	United States Military Academy-M	1:07.74	1:07.95	16
32.57		1:07.95 (35.38)			
12 Greenough, Michelle	JR	Wagner College-MR	1:07.77	1:07.96	15
32.25		1:07.96 (35.71)			
13 Heffernan, Rebecca	JR	Drexel University	1:08.42	1:08.44	14
32.20		1:08.44 (36.24)			
14 Sison, Alexandra	JR	Saint Peters University-NJ	1:08.59	1:08.74	13
32.48		1:08.74 (36.26)			
15 Burkett, Jess	FR	United States Military Academy-M	1:07.81	1:08.80	12
33.03		1:08.80 (35.77)			
16 Grier, Megan	FR	United States Military Academy-M	1:08.51	1:09.21	11
33.02		1:09.21 (36.19)			
C - Final					
17 Loomis, Michaela	FR	United States Military Academy-M	1:10.45	1:08.20	9
32.25		1:08.20 (35.95)			
18 Lee, Kristen M	SR	Wagner College-MR	1:08.79	1:08.78	7
32.85		1:08.78 (35.93)			
19 Lau, Emily	FR	Drexel University	1:09.56	1:09.08	6
32.58		1:09.08 (36.50)			
20 Barta, Kristen A	JR	United States Military Academy-M	1:09.24	1:09.11	5
32.65		1:09.11 (36.46)			
21 McCarty, Carolyn M	SO	United States Military Academy-M	1:09.04	1:09.19	4
32.77		1:09.19 (36.42)			

**Frank Elm Invitational 2013 - 11-22-2013 to 11-24-2013**Real time results at www.besmarttinc.com

Follow Be Smartt Inc on Facebook!

Results - Saturday Finals**C - Final ... (Event 19 Women 100 Yard Breaststroke)**

	Name	Yr	School	Prelim Time	Finals Time	Points
22	Brownrigg, Kimberly A	JR	West Chester University-MA	1:09.69	1:09.72	3
	32.94		1:09.72 (36.78)			
23	Allen, Sam M	JR	United States Military Academy-N	1:08.96	1:09.75	2
	33.01		1:09.75 (36.74)			
24	Gidzinski, Jess	JR	Drexel University	1:10.21	1:09.86	1
	32.52		1:09.86 (37.34)			





Frank Elm Invitational 2013 - 11-22-2013 to 11-24-2013

Real time results at www.besmarttinc.com

Follow Be Smartt Inc on Facebook!

Results - Saturday Finals

Event 20 Men 100 Yard Breaststroke

FELM: 55.81 & 11-17-2012 David J McCormick

West Chester

52.87 D1A

53.05 D2A

55.51 D1B

55.70 D2B

Name	Yr	School	Prelim Time	Finals Time	Points
A - Final					
1 Grebenyuk, Bogdan	JR	West Chester University-MA	55.36	54.80 & D1B	32
25.89		54.80 (28.91)			
2 McCormick, David J	SR	West Chester University-MA	56.98	55.72 &	28
26.15		55.72 (29.57)			
3 Daniels, Joseph R	FR	United States Military Academy-M	57.31	57.35	27
26.69		57.35 (30.66)			
4 Kong, Austin Y	SO	United States Military Academy-M	58.24	57.37	26
27.00		57.37 (30.37)			
5 Bergstein, Nick M	FR	United States Military Academy-M	57.43	57.57	25
26.77		57.57 (30.80)			
6 Reimon, Andrew	JR	Drexel University	57.89	57.66	24
26.71		57.66 (30.95)			
7 Kanzari, Colin J	SO	United States Military Academy-M	58.31	58.16	23
27.24		58.16 (30.92)			
8 Schmidt, Chad	JR	Drexel University	58.48	58.29	22
27.52		58.29 (30.77)			
B - Final					
9 Oliver, Mike J	FR	West Chester University-MA	58.51	57.42	20
27.37		57.42 (30.05)			
10 Chung, Joonmo	JR	United States Military Academy-M	59.57	57.56	17
26.85		57.56 (30.71)			
11 Opredek, Greg T	SR	Drexel University	59.38	58.21	16
27.56		58.21 (30.65)			
12 Hart, Dion	JR	United States Military Academy-M	59.21	59.02	15
26.96		59.02 (32.06)			
13 Woo, Brian	SO	Drexel University	59.66	59.05	14
27.66		59.05 (31.39)			
14 Krohn, Mike	JR	Drexel University	58.70	59.73	13
28.22		59.73 (31.51)			
15 Quay, Benjamin C	SR	United States Military Academy-M	1:00.89	59.75	12
27.46		59.75 (32.29)			
16 Treiberg, Nicholas P	SO	United States Military Academy-M	1:00.47	1:01.41	11
28.41		1:01.41 (33.00)			
C - Final					
17 Khayt, Ilan	SR	Drexel University	1:01.07	1:00.77	9
28.30		1:00.77 (32.47)			
18 Sipala, Tony C	JR	Villanova University-MA	1:02.29	1:01.03	7
28.80		1:01.03 (32.23)			
19 Jimenez, Paolo	JR	Saint Peters University-NJ	1:04.44	1:03.74	6
29.44		1:03.74 (34.30)			



Frank Elm Invitational 2013 - 11-22-2013 to 11-24-2013

Real time results at www.besmarttinc.com

Follow Be Smartt Inc on Facebook!

Results - Saturday Finals

Event 21 Women 100 Yard Backstroke

FELM: 54.81 & 12-03-2005 Kelly M Harrigan

RU

52.55 D1A

55.00 D2A

55.17 D1B

57.75 D2B

Name	Yr	School	Prelim Time	Finals Time	Points
A - Final					
1 Wu, Joanna W	SO	Rutgers University Swimming-NJ	56.51	55.22 D2B	32
26.94	55.22 (28.28)				
2 Huang, Salena		Columbia University Women-MR	57.84	55.85 D2B	28
27.24	55.85 (28.61)				
3 Beale, Natalie L	SO	United States Military Academy-M	56.53	56.94 D2B	27
27.67	56.94 (29.27)				
4 Duggan, Katie	JR	Drexel University	57.14	57.28 D2B	26
27.15	57.28 (30.13)				
5 Winslow, Megan P	SR	West Chester University-MA	57.45	57.70 D2B	25
28.13	57.70 (29.57)				
6 Yali, Gizem	SR	Drexel University	58.48	57.75 D2B	24
28.28	57.75 (29.47)				
7 Samardzic, Matea	FR	Saint Peters University-NJ	58.22	58.06	23
28.50	58.06 (29.56)				
8 Mendez, Meghan R	SO	Wagner College-MR	58.26	59.51	22
28.73	59.51 (30.78)				
B - Final					
9 Gaffey, Mikaila M		Columbia University Women-MR	59.07	58.31	20
28.84	58.31 (29.47)				
10 Senko, Grace E		Columbia University Women-MR	58.68	58.55	17
28.76	58.55 (29.79)				
11 Morris, Lily M		Columbia University Women-MR	59.82	58.83	16
28.62	58.83 (30.21)				
12 Malone, Erin K	SO	Wagner College-MR	59.06	58.88	15
28.76	58.88 (30.12)				
13 Aisawa, Michi M		Columbia University Women-MR	59.46	58.93	14
28.89	58.93 (30.04)				
14 Hamilton, Kelly	FR	United States Military Academy-M	58.66	58.97	13
28.48	58.97 (30.49)				
15 Gibson-Brokop, Lindsay V	JR	Rutgers University Swimming-NJ	59.81	59.63	12
29.09	59.63 (30.54)				
16 Ray, Christina M		Columbia University Women-MR	59.85	1:01.06	11
29.66	1:01.06 (31.40)				
C - Final					
17 Kapelsohn, Katie	FR	Drexel University	59.92	59.08	9
28.49	59.08 (30.59)				
18 D'Arcy, Maggie L		Columbia University Women-MR	1:00.57	59.70	7
29.56	59.70 (30.14)				
19 Warmuth, Tiffany H		Columbia University Women-MR	1:00.16	59.75	6
29.15	59.75 (30.60)				
20 McNeary, Keeli J	JR	United States Military Academy-M	59.97	59.80	5
29.14	59.80 (30.66)				
21 Smith, Aileen E		Columbia University Women-MR	1:00.27	1:00.30	4
29.81	1:00.30 (30.49)				



Frank Elm Invitational 2013 - 11-22-2013 to 11-24-2013

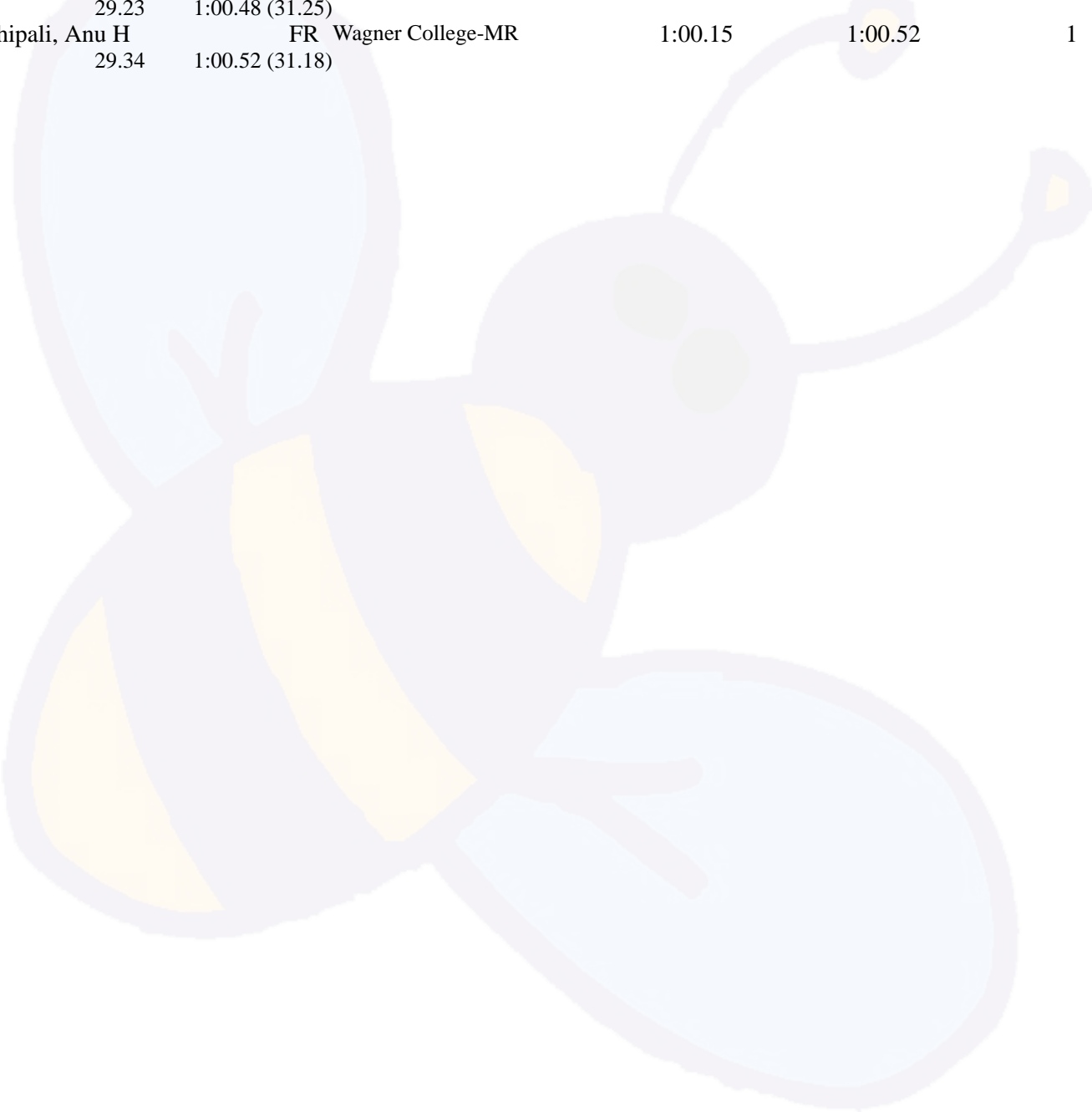
Real time results at www.besmarttinc.com

Follow Be Smartt Inc on Facebook!

Results - Saturday Finals

C - Final ... (Event 21 Women 100 Yard Backstroke)

	Name	Yr	School	Prelim Time	Finals Time	Points
22	Conrad, Megan P 29.60	FR	Villanova University-MA	1:00.40	1:00.46	3
			1:00.46 (30.86)			
23	Lord, Colleen E 29.23	FR	Villanova University-MA	1:00.35	1:00.48	2
			1:00.48 (31.25)			
24	Nhipali, Anu H 29.34	FR	Wagner College-MR	1:00.15	1:00.52	1
			1:00.52 (31.18)			





Frank Elm Invitational 2013 - 11-22-2013 to 11-24-2013

Real time results at www.besmarttinc.com

Follow Be Smartt Inc on Facebook!

Results - Saturday Finals

Event 22 Men 100 Yard Backstroke

FELM: 50.59 & 11-17-2012 Calvin D Starosta

West Chester

46.28 D1A

48.27 D2A

48.59 D1B

50.68 D2B

Name	Yr	School	Prelim Time	Finals Time	Points
A - Final					
1 Berryman, Joel	SO	Drexel University	50.68	49.77 & D2B	32
23.71	49.77	(26.06)			
2 O'Brien, Michael J	FR	West Chester University-MA	51.67	51.07	28
24.84	51.07	(26.23)			
3 McKay, Max H	FR	United States Military Academy-M	51.87	51.27	27
25.16	51.27	(26.11)			
4 Mo, Samuel	SO	United States Military Academy-M	51.60	51.66	26
24.56	51.66	(27.10)			
5 Panaccione, Bryan	FR	United States Military Academy-M	51.98	51.82	25
24.89	51.82	(26.93)			
6 Archambeau, Pierre	SO	United States Military Academy-M	52.42	52.26	24
24.52	52.26	(27.74)			
7 Sokman, Dan	FR	West Chester University-MA	52.08	52.41	23
25.25	52.41	(27.16)			
8 Quagliariello, John	JR	Drexel University	52.19	52.47	22
25.34	52.47	(27.13)			
B - Final					
9 Mo, Daniel	FR	United States Military Academy-M	53.22	53.03	20
25.77	53.03	(27.26)			
10 Yacynych, Kenneth J	SR	United States Military Academy-M	52.69	53.49	17
25.93	53.49	(27.56)			
11 Dempsey, Alex A	SO	United States Military Academy-M	53.96	53.65	16
25.90	53.65	(27.75)			
12 Moyer, Jason A	JR	Villanova University-MA	53.58	53.77	15
26.00	53.77	(27.77)			
13 Rodriguez, Michael F	FR	Villanova University-MA	54.13	53.85	14
26.04	53.85	(27.81)			
14 Murphy, Connor J	SR	West Chester University-MA	54.14	53.93	13
26.15	53.93	(27.78)			
15 DeaKyne, Evan R	SR	West Chester University-MA	53.48	54.37	12
26.42	54.37	(27.95)			
16 Letcavage, Phil G	SR	West Chester University-MA	52.79	55.62	11
27.38	55.62	(28.24)			
C - Final					
17 Tamanini, Chris	JR	Villanova University-MA	54.21	54.04	9
25.78	54.04	(28.26)			
18 Sowell, Tyler W	JR	United States Military Academy-M	56.11	54.45	7
26.78	54.45	(27.67)			
19 Blickle, John G	SR	United States Military Academy-M	54.36	54.53	6
26.53	54.53	(28.00)			
20 Grant, Kyle W	SR	Villanova University-MA	54.78	54.61	5
26.58	54.61	(28.03)			
21 Lorton, Brendan J	SR	United States Military Academy-M	55.03	54.90	4
26.67	54.90	(28.23)			



Frank Elm Invitational 2013 - 11-22-2013 to 11-24-2013

Real time results at www.besmarttinc.com

Follow Be Smartt Inc on Facebook!

Results - Saturday Finals

C - Final ... (Event 22 Men 100 Yard Backstroke)

	Name	Yr	School	Prelim Time	Finals Time	Points
22	Curley, Mark	FR	United States Military Academy-M	55.61	54.92	3
	26.18	54.92 (28.74)				
23	Swartz, Sean	FR	Drexel University	56.41	55.05	2
	26.45	55.05 (28.60)				
24	Rudisill, JJ J	SR	West Chester University-MA	55.15	55.48	1
	26.77	55.48 (28.71)				





Frank Elm Invitational 2013 - 11-22-2013 to 11-24-2013

Real time results at www.besmarttinc.com

Follow Be Smartt Inc on Facebook!

Results - Saturday Finals

Event 23 Women 800 Yard Freestyle Relay

FELM: 7:22.41 & 12-03-2005 Rutgers University

RU

K HARRIGAN, M Kennedy, A PARENT, S BICKNELL

7:02.07 D1A

7:26.17 D2A

7:26.17 D1B

7:48.48 D2B

Team	Relay	Seed Time	Finals Time	Points
1 Villanova University-MA	A	7:12.73	7:31.03 D2B	64
1) Heider, Katrin JR	2) Jurek, Sara H JR	3) Mayo, Emily A FR	4) Randolph, Jessie A FR	
26.40	54.65 (54.65)	1:23.38 (1:23.38)	1:52.09 (1:52.09)	
2:18.13 (26.04)	2:47.18 (55.09)	3:16.08 (1:23.99)	3:44.99 (1:52.90)	
4:11.76 (26.77)	4:41.03 (56.04)	5:10.54 (1:25.55)	5:39.13 (1:54.14)	
6:04.21 (25.08)	6:32.07 (52.94)	7:01.22 (1:22.09)	7:31.03 (1:51.90)	
2 Columbia University Women-	B	7:22.13	7:31.70 D2B	56
1) Warmuth, Tiffany H	2) Senko, Grace E	3) Drill, Sidney I	4) McKeon, Mallory G	
26.23	54.48 (54.48)	1:22.36 (1:22.36)	1:49.95 (1:49.95)	
2:16.05 (26.10)	2:44.97 (55.02)	3:14.70 (1:24.75)	3:44.72 (1:54.77)	
4:10.89 (26.17)	4:38.83 (54.11)	5:08.26 (1:23.54)	5:38.18 (1:53.46)	
6:04.17 (25.99)	6:32.97 (54.79)	7:02.65 (1:24.47)	7:31.70 (1:53.52)	
3 Wagner College-MR	A	7:29.01	7:36.65 D2B	54
1) Ketchmark, Meredith A SR	2) Cooney, Alexandra A SR	3) Baird, Grace G FR	4) Menendez, Sarah M SR	
25.98	54.42 (54.42)	1:23.72 (1:23.72)	1:53.01 (1:53.01)	
2:19.08 (26.07)	2:48.39 (55.38)	3:18.75 (1:25.74)	3:48.62 (1:55.61)	
4:15.00 (26.38)	4:44.06 (55.44)	5:14.60 (1:25.98)	5:45.24 (1:56.62)	
6:10.72 (25.48)	6:38.85 (53.61)	7:07.94 (1:22.70)	7:36.65 (1:51.41)	
4 Rutgers University Swimming	A	7:29.89	7:37.54 D2B	52
1) Moser, Mary C SR	2) Wu, Joanna W SO	3) Guinee, Brittany A SR	4) Pfaff, Morgan S SO	
26.48	55.27 (55.27)	1:23.60 (1:23.60)	1:52.16 (1:52.16)	
2:18.30 (26.14)	2:47.43 (55.27)	3:16.86 (1:24.70)	3:45.12 (1:52.96)	
4:11.38 (26.26)	4:40.90 (55.78)	5:11.32 (1:26.20)	5:41.90 (1:56.78)	
6:08.28 (26.38)	6:37.56 (55.66)	7:07.67 (1:25.77)	7:37.54 (1:55.64)	
5 West Chester University-MA	A	7:44.00	7:38.75 D2B	50
1) Barone, Mia D SR	2) Walley, Alexis J JR	3) Murtaugh, Codyanne JR	4) Hayward, Tess M FR	
27.28	56.77 (56.77)	1:25.73 (1:25.73)	1:54.52 (1:54.52)	
2:20.90 (26.38)	2:49.44 (54.92)	3:18.85 (1:24.33)	3:48.61 (1:54.09)	
4:15.09 (26.48)	4:44.28 (55.67)	5:14.57 (1:25.96)	5:44.04 (1:55.43)	
6:10.47 (26.43)	6:40.01 (55.97)	7:09.51 (1:25.47)	7:38.75 (1:54.71)	
6 Columbia University Women-	A	7:14.13	7:42.20 D2B	48
1) Kluge, Alena E	2) Smith, Aileen E	3) Feeley, Ellie S	4) Huang, Salena	
27.01	56.05 (56.05)	1:25.57 (1:25.57)	1:54.51 (1:54.51)	
2:21.29 (26.78)	2:51.08 (56.57)	3:21.42 (1:26.91)	3:50.90 (1:56.39)	
4:17.18 (26.28)	4:46.56 (55.66)	5:17.32 (1:26.42)	5:48.40 (1:57.50)	
6:14.47 (26.07)	6:43.29 (54.89)	7:12.58 (1:24.18)	7:42.20 (1:53.80)	
7 West Chester University-MA	B	7:48.48	7:43.36 D2B	46
1) Carastro, Lauren B JR	2) Winslow, Megan P SR	3) Corcoran, Megan K SR	4) Stang, Emily Q SO	
26.91	55.78 (55.78)	1:25.55 (1:25.55)	1:55.09 (1:55.09)	
2:20.79 (25.70)	2:49.66 (54.57)	3:19.79 (1:24.70)	3:50.26 (1:55.17)	
4:16.84 (26.58)	4:46.33 (56.07)	5:16.68 (1:26.42)	5:47.28 (1:57.02)	
6:13.32 (26.04)	6:42.66 (55.38)	7:13.29 (1:26.01)	7:43.36 (1:56.08)	



Frank Elm Invitational 2013 - 11-22-2013 to 11-24-2013

Real time results at www.besmarttinc.com

Follow Be Smartt Inc on Facebook!

Results - Saturday Finals

(Event 23 Women 800 Yard Freestyle Relay)

Team	Relay	Seed Time	Finals Time	Points
8 United States Military Acaden	A	7:31.77	7:46.86 D2B	44
1) Beale, Natalie L SO	2) Barta, Kristen A JR	3) Rogers, Shannon E SO	4) Hamilton, Grace A SR	
27.12	56.01 (56.01)	1:25.64 (1:25.64)	1:54.64 (1:54.64)	
2:21.46 (26.82)	2:51.27 (56.63)	3:21.53 (1:26.89)	3:51.90 (1:57.26)	
4:18.13 (26.23)	4:47.45 (55.55)	5:17.82 (1:25.92)	5:47.50 (1:55.60)	
6:14.40 (26.90)	6:44.72 (57.22)	7:15.77 (1:28.27)	7:46.86 (1:59.36)	
9 Drexel University	A	7:42.87	7:48.34 D2B	40
1) Murray, Aubrey FR	2) Lau, Emily FR	3) Bentz, Brianna JR	4) Gidzinski, Jess JR	
26.85	56.25 (56.25)	1:25.91 (1:25.91)	1:55.29 (1:55.29)	
2:21.96 (26.67)	2:52.14 (56.85)	3:22.20 (1:26.91)	3:51.94 (1:56.65)	
4:18.33 (26.39)	4:48.42 (56.48)	5:19.42 (1:27.48)	5:49.35 (1:57.41)	
6:15.91 (26.56)	6:45.90 (56.55)	7:17.14 (1:27.79)	7:48.34 (1:58.99)	
10 Villanova University-MA	B	7:35.60	7:49.16	34
1) Snyder, Mary C FR	2) Kollanus, Kaisla SO	3) Haufler, Kristin M FR	4) Merkle, Erin S FR	
26.92	56.47 (56.47)	1:26.67 (1:26.67)	1:56.60 (1:56.60)	
2:23.40 (26.80)	2:52.90 (56.30)	3:23.59 (1:26.99)	3:53.54 (1:56.94)	
4:20.46 (26.92)	4:50.65 (57.11)	5:21.72 (1:28.18)	5:51.97 (1:58.43)	
6:18.54 (26.57)	6:48.08 (56.11)	7:18.47 (1:26.50)	7:49.16 (1:57.19)	
11 United States Military Acaden	B	7:37.77	7:49.71	32
1) Bullard, Ariana FR	2) Burkett, Jess FR	3) Hamilton, Kelly FR	4) Grier, Megan FR	
26.00	54.83 (54.83)	1:24.91 (1:24.91)	1:56.07 (1:56.07)	
2:23.27 (27.20)	2:53.55 (57.48)	3:24.36 (1:28.29)	3:54.43 (1:58.36)	
4:20.97 (26.54)	4:50.62 (56.19)	5:21.30 (1:26.87)	5:52.04 (1:57.61)	
6:18.49 (26.45)	6:48.56 (56.52)	7:19.87 (1:27.83)	7:49.71 (1:57.67)	
12 Wagner College-MR	B	7:36.00	7:50.01	30
1) Stoner, Morgan L JR	2) Shaw, Maggie J SO	3) Kalibat, Kristiana SR	4) Greenough, Michelle JR	
27.01	56.51 (56.51)	1:27.01 (1:27.01)	1:58.41 (1:58.41)	
2:24.65 (26.24)	2:54.33 (55.92)	3:24.85 (1:26.44)	3:55.05 (1:56.64)	
4:21.98 (26.93)	4:51.65 (56.60)	5:22.64 (1:27.59)	5:53.84 (1:58.79)	
6:19.51 (25.67)	6:49.12 (55.28)	7:20.12 (1:26.28)	7:50.01 (1:56.17)	
13 United States Military Acaden	C	7:43.77	x7:54.84	
1) Clay, Jen K SO	2) Kinley, Kate K SO	3) Nuszowski, Danielle FR	4) Antilla, Josette P JR	
27.48	56.98 (56.98)	1:27.44 (1:27.44)	1:58.21 (1:58.21)	
2:25.96 (27.75)	2:57.25 (59.04)	3:29.33 (1:31.12)	4:00.14 (2:01.93)	
4:26.83 (26.69)	4:56.65 (56.51)	5:26.78 (1:26.64)	5:57.06 (1:56.92)	
6:23.96 (26.90)	6:53.56 (56.50)	7:24.05 (1:26.99)	7:54.84 (1:57.78)	
14 Saint Peters University-NJ	A	8:05.90	7:55.97	28
1) Samardzic, Matea FR	2) Wuko, Rachel SO	3) Lopez, Alma SR	4) Mushtei, Anastasiia JR	
26.96	56.06 (56.06)	1:25.96 (1:25.96)	1:56.13 (1:56.13)	
2:23.45 (27.32)	2:53.39 (57.26)	3:23.11 (1:26.98)	3:53.17 (1:57.04)	
4:21.09 (27.92)	4:51.87 (58.70)	5:23.01 (1:29.84)	5:53.51 (2:00.34)	
6:21.46 (27.95)	6:52.08 (58.57)	7:24.03 (1:30.52)	7:55.97 (2:02.46)	
15 Rutgers University Swimming	B	7:53.89	7:56.47	26
1) Asselin, Chantal Y FR	2) Kudryashova, Julia R SO	3) Brottman, Barbra J FR	4) Coyne, Sarah L SO	
27.93	57.70 (57.70)	1:27.73 (1:27.73)	1:57.56 (1:57.56)	
2:24.58 (27.02)	2:55.28 (57.72)	3:27.09 (1:29.53)	3:58.73 (2:01.17)	
4:26.33 (27.60)	4:56.71 (57.98)	5:27.88 (1:29.15)	5:58.34 (1:59.61)	
6:24.69 (26.35)	6:54.93 (56.59)	7:26.17 (1:27.83)	7:56.47 (1:58.13)	



Frank Elm Invitational 2013 - 11-22-2013 to 11-24-2013

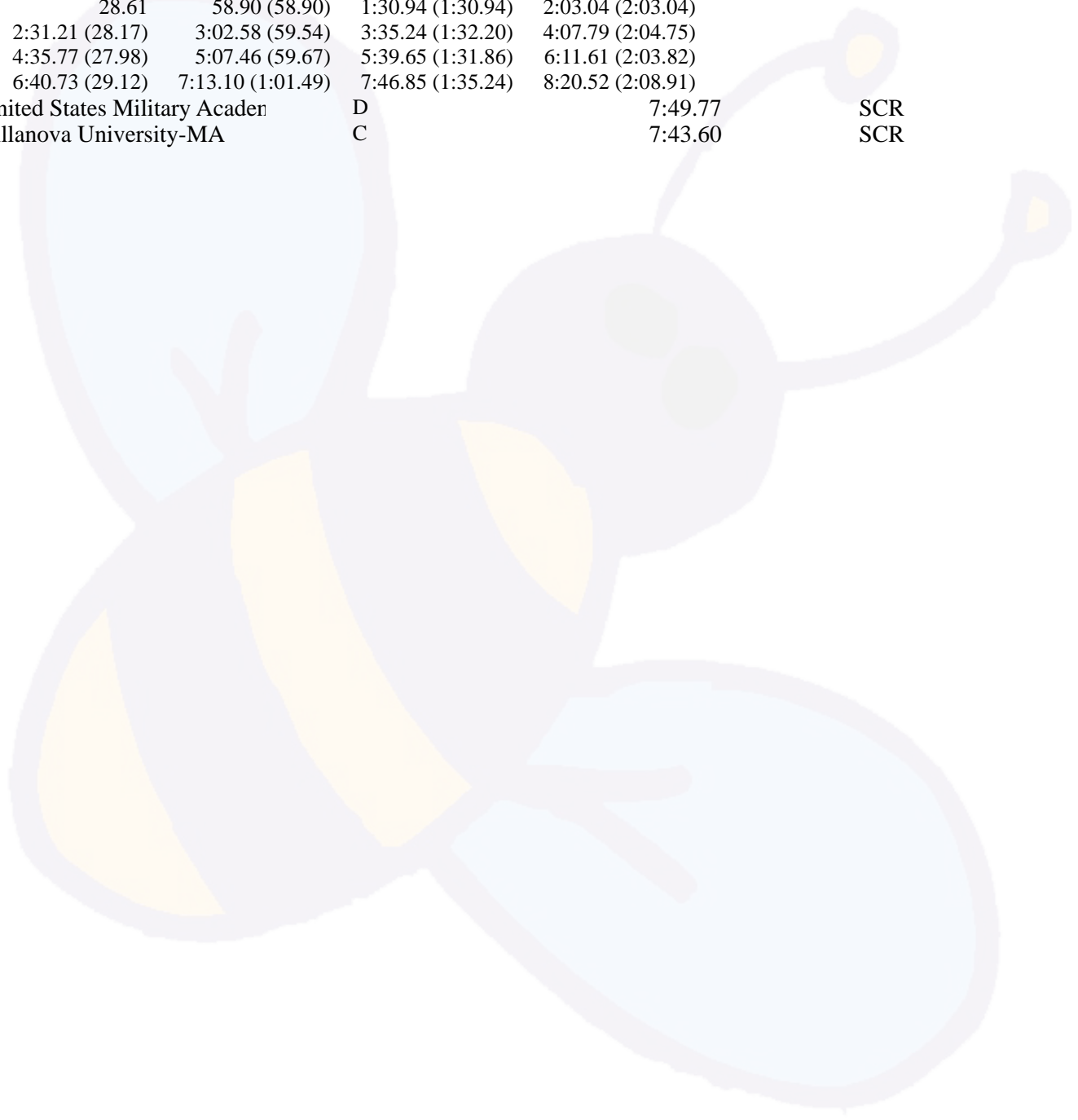
Real time results at www.besmarttinc.com

Follow Be Smartt Inc on Facebook!

Results - Saturday Finals

(Event 23 Women 800 Yard Freestyle Relay)

Team	Relay	Seed Time	Finals Time	Points
16 Saint Peters University-NJ	B	NT	8:20.52	24
1) Feneron, Marie FR	2) Petrelis, Christina SO	3) Sison, Alexandra JR	4) Fredrickson, Malia JR	
28.61	58.90 (58.90)	1:30.94 (1:30.94)	2:03.04 (2:03.04)	
2:31.21 (28.17)	3:02.58 (59.54)	3:35.24 (1:32.20)	4:07.79 (2:04.75)	
4:35.77 (27.98)	5:07.46 (59.67)	5:39.65 (1:31.86)	6:11.61 (2:03.82)	
6:40.73 (29.12)	7:13.10 (1:01.49)	7:46.85 (1:35.24)	8:20.52 (2:08.91)	
--- United States Military Acaden	D	7:49.77	SCR	
--- Villanova University-MA	C	7:43.60	SCR	





Frank Elm Invitational 2013 - 11-22-2013 to 11-24-2013

Real time results at www.besmarttinc.com

Follow Be Smartt Inc on Facebook!

Results - Saturday Finals

Event 24 Men 800 Yard Freestyle Relay

FELM: 6:46.09 & 12-03-2005

Columbia Men

Columbia

H Lee, K Wakefield, C Cheung-Lau, T White

6:23.26 D1A

6:33.05 D2A

6:42.42 D1B

6:52.70 D2B

Team	Relay	Seed Time	Finals Time	Points
1 West Chester University-MA	A	6:39.99	6:37.63 & D1B	64
1) Polyakov, Victor FR	2) Letcavage, Phil G SR	3) Haley, Jared P JR	4) Strathmeyer, Bradley C SO	
22.68	47.52 (47.52)	1:11.92 (1:11.92)	1:36.86 (1:36.86)	
1:59.34 (22.48)	2:24.49 (47.63)	2:50.38 (1:13.52)	3:16.87 (1:40.01)	
3:39.40 (22.53)	4:05.03 (48.16)	4:30.89 (1:14.02)	4:56.91 (1:40.04)	
5:19.93 (23.02)	5:45.48 (48.57)	6:11.67 (1:14.76)	6:37.63 (1:40.72)	
2 United States Military Acaden	A	6:40.71	6:48.73 D2B	56
1) Szekely, Christopher L SO	2) Ruckman, Daniel B SR	3) Viana, William S JR	4) Woudenberg, Casey S JR	
22.92	48.07 (48.07)	1:14.42 (1:14.42)	1:40.87 (1:40.87)	
2:04.12 (23.25)	2:30.39 (49.52)	2:57.53 (1:16.66)	3:24.63 (1:43.76)	
3:47.27 (22.64)	4:12.70 (48.07)	4:38.92 (1:14.29)	5:05.39 (1:40.76)	
5:28.81 (23.42)	5:54.89 (49.50)	6:22.15 (1:16.76)	6:48.73 (1:43.34)	
3 Drexel University	A	6:46.74	6:50.83 D2B	54
1) Lukens, Kyle F SO	2) Pejovic, Ivo FR	3) Klotz, Matt SO	4) Chialastri, Alex JR	
24.06	50.40 (50.40)	1:17.25 (1:17.25)	1:43.79 (1:43.79)	
2:07.44 (23.65)	2:33.06 (49.27)	2:59.11 (1:15.32)	3:25.49 (1:41.70)	
3:49.52 (24.03)	4:15.73 (50.24)	4:42.49 (1:17.00)	5:09.38 (1:43.89)	
5:31.88 (22.50)	5:57.52 (48.14)	6:23.78 (1:14.40)	6:50.83 (1:41.45)	
4 West Chester University-MA	B	6:52.55	6:58.44	52
1) McCormick, David J SR	2) McMahon, Tommy J JR	3) Boody, Geoff G FR	4) Forlini, Connor FR	
23.82	50.21 (50.21)	1:17.00 (1:17.00)	1:44.48 (1:44.48)	
2:07.18 (22.70)	2:32.86 (48.38)	3:00.40 (1:15.92)	3:28.98 (1:44.50)	
3:51.96 (22.98)	4:17.70 (48.72)	4:45.21 (1:16.23)	5:13.14 (1:44.16)	
5:36.75 (23.61)	6:03.23 (50.09)	6:30.77 (1:17.63)	6:58.44 (1:45.30)	
5 United States Military Acaden	C	6:52.74	7:01.84	50
1) Sjöholm, Adam A SO	2) Sowell, Tyler W JR	3) Mo, Samuel SO	4) Lorton, Brendan J SR	
24.80	51.49 (51.49)	1:19.10 (1:19.10)	1:46.31 (1:46.31)	
2:10.07 (23.76)	2:36.56 (50.25)	3:03.92 (1:17.61)	3:31.39 (1:45.08)	
3:54.03 (22.64)	4:20.29 (48.90)	4:47.65 (1:16.26)	5:14.68 (1:43.29)	
5:38.77 (24.09)	6:05.36 (50.68)	6:33.48 (1:18.80)	7:01.84 (1:47.16)	
6 Saint Peters University-NJ	A	7:10.19	7:10.28	48
1) McGraw, Trey SR	2) Riepe, Nick FR	3) Rubin, Alejandro FR	4) Gomez, Jonathan FR	
25.54	52.64 (52.64)	1:19.66 (1:19.66)	1:46.66 (1:46.66)	
2:11.34 (24.68)	2:38.67 (52.01)	3:06.36 (1:19.70)	3:33.95 (1:47.29)	
3:58.48 (24.53)	4:25.93 (51.98)	4:54.40 (1:20.45)	5:23.27 (1:49.32)	
5:47.60 (24.33)	6:14.93 (51.66)	6:42.72 (1:19.45)	7:10.28 (1:47.01)	
7 Villanova University-MA	A	6:42.84	7:13.44	46
1) Moyer, Jason A JR	2) Smith, Ben R SR	3) Grant, Kyle W SR	4) Sullivan, Patrick M SO	
24.33	52.11 (52.11)	1:20.80 (1:20.80)	1:48.93 (1:48.93)	
2:13.42 (24.49)	2:41.08 (52.15)	3:08.83 (1:19.90)	3:37.07 (1:48.14)	
4:01.66 (24.59)	4:29.34 (52.27)	4:58.52 (1:21.45)	5:27.17 (1:50.10)	
5:51.26 (24.09)	6:17.95 (50.78)	6:45.75 (1:18.58)	7:13.44 (1:46.27)	



Frank Elm Invitational 2013 - 11-22-2013 to 11-24-2013

Real time results at www.besmarttinc.com

Follow Be Smartt Inc on Facebook!

Results - Saturday Finals

(Event 24 Men 800 Yard Freestyle Relay)

Team	Relay	Seed Time	Finals Time	Points
8 Villanova University-MA	B	7:09.90	7:18.17	44
1) Rodts, Harrison B FR	2) Cino, Greg M FR	3) Smith, Murphy SO	4) Tamanini, Chris JR	
25.84	53.94 (53.94)	1:22.18 (1:22.18)		
1:49.76 (1:49.76)	1:49.76 (1:49.76)	1:49.76 (1:49.76)		
2:14.53 (24.77)	2:42.25 (52.49)	3:11.06 (1:21.30)		
3:39.70 (1:49.94)	3:39.70 (1:49.94)	3:39.70 (1:49.94)		
4:04.73 (25.03)	4:32.44 (52.74)	4:59.92 (1:20.22)		
5:27.52 (1:47.82)	5:27.52 (1:47.82)	5:27.52 (1:47.82)		
5:52.23 (24.71)	6:20.50 (52.98)	6:49.56 (1:22.04)		
7:18.17 (1:50.65)		7:18.17 (1:50.65)		
--- United States Military Acaden	B	6:46.52	DQ	
1) Astashinsky, Jonathan FR	2) McCall, Devin FR	3) Regan, Sean JR	4) Mo, Daniel FR	
23.38	49.22 (49.22)	1:16.69 (1:16.69)		
1:45.02 (1:45.02)	1:45.02 (1:45.02)	1:45.02 (1:45.02)		
2:07.51 (22.49)	2:34.14 (49.12)	3:02.99 (1:17.97)		
3:31.45 (1:46.43)	3:02.99 (1:17.97)	3:31.45 (1:46.43)		
3:54.45 (23.00)	4:20.40 (48.95)	4:47.79 (1:16.34)		
5:14.32 (1:42.87)	4:47.79 (1:16.34)	5:14.32 (1:42.87)		
5:38.07 (23.75)	6:04.89 (50.57)	6:32.67 (1:18.35)		
DQ (1:47.51)		DQ (1:47.51)		
--- Villanova University-MA	C	7:17.90	SCR	
--- United States Military Acaden	E	7:04.19	SCR	
--- United States Military Acaden	D	6:58.80	SCR	